



भारत सरकार/ GOVERNMENT OF INDIA  
श्रम एवं रोजगार मंत्रालय/ MINISTRY OF LABOUR & EMPLOYMENT  
श्रम ब्यूरो/ LABOUR BUREAU  
श्रम ब्यूरो भवन, सेक्टर 38 (पश्चिम)/Shram Bureau Bhawan, Sector 38 (West)  
चंडीगढ़/CHANDIGARH-160036  
E-mail: <http://www.labourbureau.gov.in>

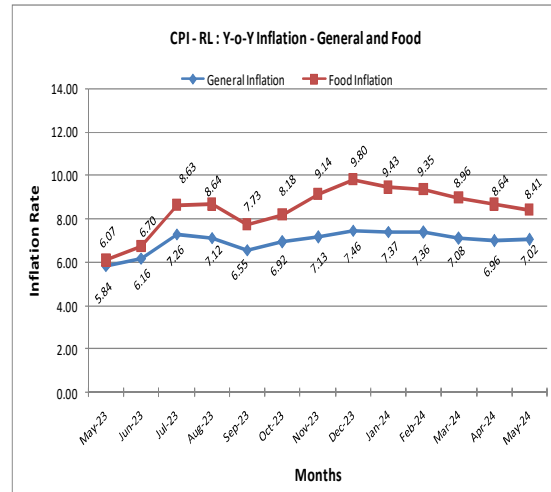
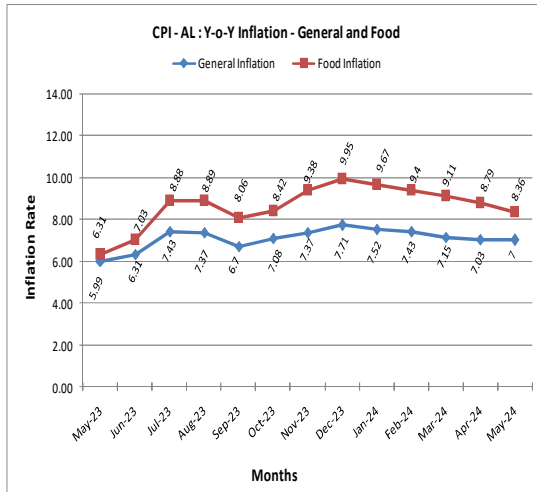
संख्या /No.- 3/21/2022-सी.पी.आई.-ए.एल./आर.एल.

दिनांक/Dated - 20-06-2024

### PRESS RELEASE

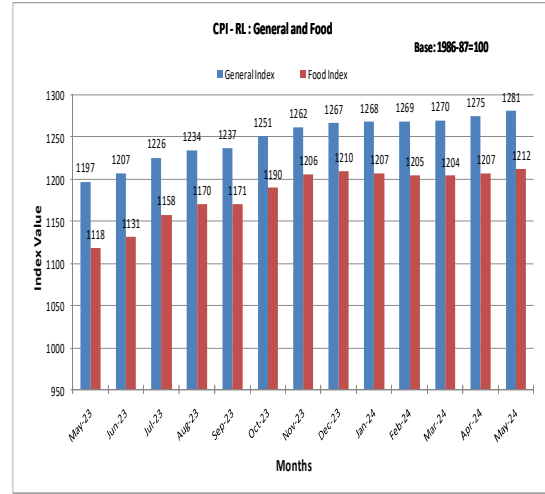
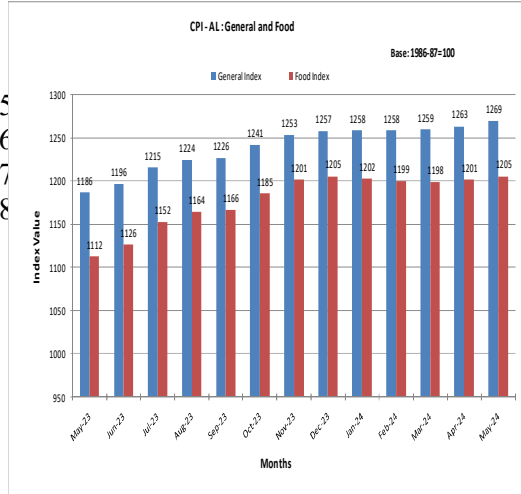
## ALL-INDIA CONSUMER PRICE INDEX NUMBERS FOR AGRICULTURAL AND RURAL LABOURERS – MAY, 2024

1. The All-India Consumer Price Index for Agricultural Labourers (CPI-AL) and Rural Labourers (CPI-RL) (Base: 1986-87=100) registered an increase of 6 points each in May 2024, reaching levels of 1269 and 1281, respectively. The main items that drove the indices were vegetables, pulses, wheat (atta), onion, milk, turmeric whole, ginger, fish fresh, jowar, pan leaf, medicines, shirting cloth (C.M.), saree (C.M.), leather chappal, etc.
2. A diverse pattern was observed in the indices of constituent States. Bihar experienced a decline for both CPI – AL and RL. The index of agricultural labourers remained stationary for Jammu & Kashmir.
3. The point-on-point inflation rate based on CPI-AL was recorded at 7.00% in May 2024 showing a deceleration from 7.03% in April 2024. Conversely, for CPI-RL, the inflation rate was recorded at 7.02% in May 2024, a marginal increase from 6.96% in April 2024. The corresponding figures for May 2023 were 5.99% for CPI-AL and 5.84% for CPI-RL.



4. All India Consumer Price Index (General and Group-wise):

Group	Agricultural Labourers		Rural Labourers	
	April,2024	May,2024	April,2024	May,2024
<b>General Index</b>	<b>1263</b>	<b>1269</b>	<b>1275</b>	<b>1281</b>
Food	1201	1205	1207	1212
Pan, Supari, etc.	2047	2058	2056	2068
Fuel & Light	1346	1351	1338	1342
Clothing, Bedding & Footwear	1290	1296	1348	1355
Miscellaneous	1323	1339	1327	1339



5. The CPI – AL and RL for the month of June, 2024 will be released on 19<sup>th</sup> July, 2024.

\*\*\*