

# Occupational Wage Survey Seventh Round



## REPORT ON FIVE TEXTILE INDUSTRIES



सत्यमेव जयते

**GOVERNMENT OF INDIA**  
**MINISTRY OF LABOUR & EMPLOYMENT**  
**LABOUR BUREAU**  
**CHANDIGARH/SHIMLA**



**OCCUPATIONAL WAGE SURVEY  
SEVENTH ROUND  
(2017)**

**REPORT**

**ON**

**FIVE TEXTILE INDUSTRIES  
(January 2017 – August 2017)**

**GOVERNMENT OF INDIA  
MINISTRY OF LABOUR & EMPLOYMENT  
LABOUR BUREAU  
CHANDIGARH/SHIMLA**

## PREFACE

A progressive and realistic wage policy is instrumental in attaining social objectives such as the elimination of exceptionally low wages, reduction in wage differentials and protection of wage earners from the effects of rising prices. For formulation of such a wage policy, availability of scientifically collected and reliable wage data is a prime requisite. The first step in this direction was taken by the Ministry of Labour & Employment by entrusting the Labour Bureau to conduct the first round of Occupational Wage Survey (OWS) in 1958-59. Since then the Labour Bureau has conducted six rounds of the survey. During these surveys, a multidimensional wage structure has been analysed in selected industries and a composite wage spectrum was obtained, throwing adequate light on occupational wage differentials in payroll earnings.

The Seventh Round OWS, 2017 report on Five Textile Industries (Cotton Textiles, Woollen Textiles, Silk Textiles, Synthetic Textiles and Jute Textiles) presents statistics on Employment Structure, Wage Rates, Dearness Allowances and Average Daily Earnings by Occupation and Industry/Stratum. The Report also partially meets the obligations under Article 8 of Part-II (Average Earnings and Wage Structure & Distribution) of the ILO Convention No. 160 on Labour Statistics. I hope that the data presented in this Report would be useful to the users.

I take this opportunity to express my gratitude to all employers and employees of the Five Textile Industries at different places for extending their whole hearted cooperation enabling Labour Bureau in timely collection of data. The officers and staff of the Bureau also deserve praise for the hard work put in by them in the planning and execution of the survey as well as in preparation of the present Report. I would also like to thank the Chairman and the members of the Technical Advisory Committee, constituted by the Ministry for examining the various technical aspects of OWS, for providing useful inputs in the finalization of the report.

Suggestions for further improvement in the OWS reports are welcome.

Dr B. N. Nanda  
Sr Labour & Employment Adviser  
& Director General (In-Charge)

Chandigarh  
March, 2018

## CONTENTS

	Subjects	Page
	Main Findings of the Survey	1-3
CHAPTER-I	Introduction	4-10
1.1	Genesis of the Survey	4-5
1.2	Objectives of the Survey	5
1.3	Selection of Industries	5
1.4	Scope and Coverage	5-6
1.5	Geographical Stratification	6-7
1.6	Sampling Design and Estimation Procedure	7-8
1.7	Selection of Occupations	8
1.8	Field Investigation and Reference Period	8-9
1.9	Collection of Data and Schedule	9
1.10	Coverage of Units and Sample Size	9-10
CHAPTER-II	STRUCTURE OF WORK-FORCE	11-18
2.0	Introduction	11
2.1	Distribution of Workers	11
2.2	Distribution of Work-Force by Sexage	12
2.3	Distribution of Work-Force by System of Wage Payment	13
2.4	Distribution of Time-Rated Workers by Sexage	13
2.5	Distribution of Piece-Rated Workers by Sexage	13-14
2.6	Work-Force in Major Occupations	15-16
2.7	Trend in Composition of Work Force by Sexage and System of Wage Payment	16-17
2.8	Percentage Distribution of Work Force by Occupation and Sexage	17-18
2.9	Percentage Distribution of Workers in Different Occupations by System of Wage Payment	18
CHAPTER-III	WAGE RATES AND DEARNESS ALLOWANCES	19-30
3.0	Introduction	19
3.1	Wage Rates	19
3.2	Average Daily Wage Rates by Industries	19-20
3.3	Average Daily Wage Rates by Sexage	20-22
3.4	Average Daily Wage Rates by System of Payment	23
3.5	Average Daily Wage Rates of Time-Rated Workers by Sexage	24
3.6	Average Daily Wage Rates of Piece-Rated Workers by Sexage	24-25

3.7	Average Daily Wage Rates by Occupation and Sexage	25-26
3.8	Trend in Wage Rates and Real Wage Rates	27-28
3.9	Dearness Allowance	28
3.10	Extent of Dearness Allowances Payment	28-29
3.11	Extent of Employees Receiving Dearness Allowances	29
3.12	Percentage Distribution of Units Paying DA by Criterion for Payment of DA	29-30
CHAPTER-IV PAY ROLL EARNINGS		31-38
4.0	Introduction	31
4.1	Average Daily Earnings by Sexage	31-32
4.2	Average Daily Earnings of Time-Rated Workers by Sexage	32
4.3	Average Daily Earnings of Piece-Rated Workers by Sexage	32-33
4.4	Average Daily Earnings by System of Wage Payment	34
4.5	Average Daily Earnings by Components	34-35
4.6	Distribution of Workers by Levels of Average Daily Earnings	35
4.7	Distribution of Workers by Wage Level and Occupation	35-36
4.8	Average Daily Earnings by Occupation and Sexage	36
4.9	Average Daily Earnings by Occupations, Sexage and System of Payment	37
4.10	Earnings by Occupations and Components of Wages	37
4.11	Trend in Average Daily Earnings and Real Earnings of Workers	37-38
CHAPTER-V SPECIAL TABLES		39-41
5.1	Coefficient of Variation for Wage Rates	39
5.2	Coefficient of Variation in Average Daily Earnings by Occupations and Strata	39-41
5.3	Weighting Diagram for Wage Rate Index Number	41

#### LIST OF TABLES

1.1	Coverage of Units and Percentage Share of Units in Sample to the Frame	42
2.1	Category-wise Employment Distribution in Industries	43
2.2	Percentage Distribution of Work-Force by Sexage	44

2.3	Percentage Distribution of Work-Force by System of Wage Payment	45
2.4	Percentage Distribution of the Time-Rated Workers by Sexage	46
2.5	Percentage Distribution of the Piece-Rated Workers by Sexage	47
2.6	Percentage Distribution of Workers in Major Occupations by Industries	48-52
2.7	Trend in Composition of Workers by Sexage and System of Wage Payment	53-54
2.8	Percentage Distribution of Workers in Different Occupations by Sexage	55-62
2.9	Percentage Distribution of Workers in Different Occupations by System of Wage Payment	63-70
3.1	Average Daily Minimum and Maximum Wage Rates in Industries	71
3.2	Average Daily Wage Rates of Workers in Industries by Sexage	72
3.2(a)	Average Daily Minimum Wage Rates of Workers in Industries by Sexage	73
3.2(b)	Average Daily Maximum Wage Rates of Workers in Industries by Sexage	74
3.3	Average Daily Wage Rates of Time-Rated Workers in Industries by Sexage	75
3.3(a)	Average Daily Minimum Wage Rates of Time-Rated Workers in Industries by Sexage	76
3.3(b)	Average Daily Maximum Wage Rates of Time-Rated Workers in Industries by Sexage	77
3.4	Average Daily Wage Rates of Piece-Rated Workers in Industries by Sexage	78
3.4(a)	Average Daily Minimum Wage Rates of Piece-Rated Workers in Industries by Sexage	79
3.4(b)	Average Daily Maximum Wage Rates of Piece-Rated Workers in Industries by Sexage	80
3.5	Average Daily Wage Rates of Workers in Industries by Occupation and Sexage	81-88
3.5(a)	Average Daily Minimum Wage Rates of Workers in Industries by Occupation and Sexage	89-96
3.5(b)	Average Daily Maximum Wage Rates of Workers in Industries by Occupation and Sexage	97-104
3.6	Average Daily Wage Rates of Time-Rated Workers in Industries by Occupation and Sexage	105-112
3.6(a)	Average Daily Minimum Wage Rates of Time-Rated Workers in Industries by Occupation and Sexage	113-120
3.6(b)	Average Daily Maximum Wage Rates of Time-Rated Workers in Industries by Occupation and Sexage	121-128
3.7	Average Daily Wage Rates of Piece-Rated Workers in Industries by Occupation and Sexage	129-130
3.7(a)	Average Daily Minimum Wage Rates of Piece-Rated Workers in Industries by Occupation and Sexage	131-132

3.7(b)	Average Daily Maximum Wage Rates of Piece-Rated Workers in Industries by Occupation and Sexage	133-134
3.8	Trend in Average Daily Wage Rates and Real Wage Rates of Workers	135-136
3.9	Percentage of Units Paying Dearness Allowance, Utilization of Consumer Price Index Numbers, Base Years and Scope	137-138
3.10	Percentage of Employees (Manual and Non-Manual) Receiving Dearness Allowance	139
3.11	Percentage Distribution of Units Paying Dearness Allowance by System of Payment	140
4.1	Average Daily Earnings of Workers by Sexage	141
4.2	Average Daily Earnings of Time-Rated Workers by Sexage	142
4.3	Average Daily Earnings of Piece-Rated Workers by Sexage	143
4.4	Average Daily Earnings of Workers by System of Payment	144
4.5	Average Daily Earnings of Workers by Components	145-146
4.6	Percentage Distribution of Workers Receiving Earnings per Day by Income Groups	147
4.7	Distribution of Workers by Wage Level and Occupation	148-155
4.8	Average Daily Earnings of Workers by Occupation and Sexage	156-163
4.9	Average Daily Earnings of Time-Rated Workers by Occupation and Sexage	164-171
4.10	Average Daily Earnings of Piece-Rated Workers by Occupation and Sexage	172-173
4.11	Average Daily Earnings of Workers by Occupation and System of Payment	174-181
4.12	Average Daily Earnings of Workers in Different Occupations by Components	182-193
4.13	Trend in Average Daily Earnings and Real Earnings	194-195
5.1	Coefficient of Variance in Average Wage Rates by Stratum	196
5.2	Coefficient of Variation in Average Daily Earnings by Stratum	197
5.3	Coefficient of Variation in Average Daily Earnings by Occupation	198-205
5.4	Occupational Employment and Mean Wage Rates of Workers by Industry/Stratum	206-239

## ANNEXURES

I	List of 56 Industries Selected for Coverage under Occupational Wage Survey (Seventh Round)	240-242
II	Concepts and Definitions	243-252
III	Sampling Design and Estimation Procedure of the Survey	253-257
IV	List of Occupations with Brief Job Descriptions for the Textile Industries	258-290
V	Occupational Wage Surveys Schedule	291-301
VI	List of Reports brought out by Labour Bureau on Occupational Wage Surveys	302-306
VII	Composition of Technical Advisory Committee	307-308
VIII	List of Officers/Officials Associated with the Occupational Wage Survey Report	309

\*\*\*\*\*



## MAIN FINDINGS OF THE SURVEY

The important findings of the Occupational Wage Survey conducted for the Textile Industries are given below.

### INTRODUCTION

1. The survey covered Five Textile Industries, viz., Cotton Textiles, Woollen Textiles, Silk Textiles, Synthetic Textiles and Jute Textiles under the seventh round of the Occupational Wage Survey.
2. The field work for Five Textile Industries was carried out during January, 2017 to August, 2017.
3. Information was collected from 818 sample units, which accounted for 12.70 percent of the total units (6443) in the frame.

### STRUCTURE OF WORK FORCE

4. The total number of workers in 5 Textile Industries is estimated to be 15.72 lakhs. Out of these, 13.22 lakh workers are manual workers (84.09 percent) and remaining 2.50 lakh workers are non-manual (15.91 percent).
5. Cotton Textiles has maximum share (60.25 percent) in the total workforce, followed by Synthetic Textiles (26.37 percent), Jute Textiles (11.45 percent), Woollen Textiles (1.27 percent) and Silk Textiles (0.66 percent).
6. Out of the total 13.22 lakh manual workers in five textile Industries, a vast majority of workers i.e. 80.98 percent were men and remaining 19.02 percent were women. None of the textiles reported employment of adolescents and children.
7. Majority of workers i.e. 98.52 percent were employed by the time-rated system and the remaining 1.48 percent by piece-rated system.
8. The highest percentage of total work force was employed as Helper (13.24 percent), followed by Spinner and Winder (All Types) occupations with a share of 5.80 percent and 4.79 percent, respectively.

### WAGE RATES AND DEARNESS ALLOWANCE

9. The overall average daily wage rates of men and women workers for all the textiles combined together were Rs. 372.75 and Rs. 253.79, respectively, whereas for all the workers it worked out to be Rs. 350.13.
10. The average daily wage rates worked out to be Rs. 319.68 in Cotton Textiles, Rs. 395.33 in Woollen Textiles, Rs. 359.33 in Silk Textiles, Rs. 403.55 in Synthetic Textiles and Rs. 375.56 in Jute Textiles.

11. The average daily wage rates of women workers were less than that of the men workers in all the textile industries, except in Silk Textiles. However, the average daily wage rate of women workers was higher than that of their men counterparts in 9 occupations in Cotton Textiles, 9 occupations in Woollen Textiles, 12 occupations in Silk Textiles, 7 occupations in Synthetic Textiles and 5 occupations in Jute Textiles.
12. In Cotton Textiles, the highest and lowest average daily wage rates were reported in Boiler Attendant (Rs. 621.23) and Mercer Feeding Operator (Rs. 147.22) occupations, respectively. In Woollen Textiles, the highest and lowest average daily wage rates were reported in Cleaner (Rs. 711.91) and Sorter (Rs. 203.16) occupations, respectively. The highest and lowest average daily wage rates in Silk Textiles were reported in occupations Mech/Elec Foreman and Khalashi (Rs. 996.00 each) and Beltman/Stitcher/Mochi (Rs. 119.19) occupations, respectively. In Synthetic Textiles, the highest and lowest average daily wage rates were reported in Tapeman (Rs. 817.31) and Doubler (Rs. 136.64) occupations, respectively. In Jute Textiles, the highest and lowest average daily wage rates were reported in Tailor (Rs. 893.57) and Beltman/Stitcher/Mochi (Rs. 205.74) occupations, respectively.
13. The highest percentage change in real wage rates during seventh round i.e. 30.20 percent was reported in the Woollen Textiles, followed by 25.07 percent in Synthetic Textiles, 23.60 percent in Silk Textiles, 20.20 percent in Cotton Textiles and -15.85 percent was reported in Jute Textiles.
14. Dearness allowance as a separate component of wages/salaries was paid in 14.73 percent of units covering 22.17 percent of the workers in five textile Industries.
15. Among different Textiles, 16.51 percent units in Cotton Textiles, 10.68 percent units in Woollen Textiles, 13.59 percent units in Silk Textiles, 8.96 percent in Synthetic Textiles and 17.71 percent units in Jute Textiles were paying dearness allowance to their employees.

#### PAYROLL EARNINGS

16. The overall average daily earnings of men, women and all workers in the five Textile Industries worked out to Rs. 401.94, Rs. 305.02 and Rs. 384.13, respectively.
17. The earnings of women workers were more than that of their men counterparts in 13 occupations in Cotton Textiles, viz. Mech/Elec Foreman, Packer, Press Man, Watchman, Cutter, Bobbin Carrier, Drawing Frame Worker, Grinder/Flat Grinder, Piece Carrier, Reeler, Roller Coverer, Mistry/Kangani and Speed Frame Tenter; 7 occupations in Woollen Textiles, viz. Compressor Operator, Helper, Tailor, Apprentices/Trainees, Mule Minder/Spinner, Reeler/Knotter and Miscellaneous; 10 occupations in Silk Textiles, viz. Beltman/Stitcher/Mochi, Helper, Sweeper, Store keeper, Cloth Checker, Card Tenter, Finishman, Reeler, Stentering Machine Man and Miscellaneous; 7 occupations in Synthetic Textiles, viz. Compressor operator, Electrician,

Mech/Elec Foreman, Tailor, Creeler/Creel Boy, Sider/Two For One Tenter and Miscellaneous; and 2 occupations in Jute Textiles, viz. Watchman and Softner Feeders.

18. The earnings of piece-rated women workers were more than that of their men counterparts in occupations, Spinner and Winder (All Types) of Cotton Textiles; Reeler/Knotter of Woollen Textiles; Printer-Machine/Hand of Silk Textiles and Packer/Yarn Packer, Weaver-Powerloom and Winder of Synthetic Textiles.
19. The average daily earnings of men workers were the highest at Rs. 500.10 in Silk Textiles, followed by Rs. 460.35 in Woollen Textiles. Similarly, the average daily earnings of women workers was also the highest at Rs. 525.19 in Silk Textiles, followed by Rs. 379.55 in Woollen Textiles Industry, whereas the lowest average daily earnings of women workers at Rs. 252.92 was in Synthetic Textiles..
20. The highest average daily earnings in different occupations were reported for Mech/Elec Foreman (Rs. 652.71) in Cotton Textiles; Khalashi (Rs. 761.91) in Woollen Textiles; Khalashi (Rs. 1005.46) in Silk Textiles; Mech/Elec Foreman (Rs. 724.85) in Synthetic Textiles and Tailor (Rs. 619.01) in Jute Textiles. On the other hand, the lowest average daily earnings were reported for Mercer Feeding Operator (Rs. 177.24) in Cotton Textiles; Sorter (Rs. 222.80) in Woollen Textiles; Picker (Rs. 123.17) in Silk Textiles; Doubler (Rs. 212.71) in Synthetic Textiles and for Apprentices/Trainees (Rs. 243.20) in Jute Textiles.
21. The average daily earnings of time-rated workers were recorded at Rs. 385.37 and that of the piece-rated workers at Rs. 267.36.
22. Basic wages and dearness allowance accounted for about 86.99 percent of total average daily earnings.
23. The average daily earnings of about 51.88 percent of workers were Rs. 375.01 to Rs. 500.00 per day.
24. The highest percentage change in real earnings has been reported at 67.19 percent in Silk Textiles, followed by 35.10 percent in Cotton Textiles, 32.04 percent in Synthetic Textiles, 16.46 percent in Woollen Textiles and -14.16 percent in Jute Textiles.

\*\*\*\*\*

# CHAPTER-I

## INTRODUCTION

### 1.1 GENESIS OF THE SURVEY

From time to time, the Government of India has constituted various Commissions and Committees, viz., Royal Commission on Labour (1931), Labour Investigation Committee (1944-45) and various wage fixing authorities to look into the subject of wage rates in the industrial sectors. Almost all such Commissions and Committees have critically commented on the absence and inadequacy of wage data for different occupations in the industries. Consequently, the need for reliable and accurate statistical data on occupational wage rates and earnings assumed greater importance in national planning for labour welfare.

It was because of these limitations and deficiencies in the occupational wage data that in the Second five-year Plan, it was recommended that "urgent steps should be taken to undertake a Wage Census...". The Steering Group on Wages set up by the Ministry of Labour and Employment made a similar recommendation. In pursuance of these recommendations, the Labour Bureau conducted an Occupational Wage Survey (OWS) during 1958-59 covering 44 industries comprising 37 manufacturing, 4 mining and 3 plantation industries. The objective of the survey was to disseminate information relating to wage rates and average earnings of workers in different occupations in selected industries. The data disseminated through the conduct of the OWS is also used for building up/replacing the weighting diagram of the Wage Rate Indices (WRI) being compiled by Labour Bureau on annual basis. As the results of the First Occupational Wage Survey were found to be very useful by the Planning Commission, the Labour Bureau conducted Second Occupational Wage Survey during 1963-65, more or less on similar lines, with the same objectives and coverage.

The National Commission on Labour (1969) examined the data collected in previous two rounds of Occupational Wage Survey and recommended the conduct of such type of surveys periodically by Labour Bureau.

Consequently, the Labour Bureau took up the Third Round of Occupational Wage Survey in 1974-79 in 81 industries and Fourth Round in 1985-92 covering 53 industries. The Fifth Round was undertaken in 1993-2001 encompassing all the 53 selected industries covered in the Fourth Round.

The Study Group on Labour Statistics (1999) reviewed the data collected under OWS and recommended for inclusion of Part-Time workers and Apprentices under the survey. In 2002, the Ministry of Labour & Employment constituted the Technical Committee on OWS to revise the OWS schedule and improve the coverage and sampling design of OWS. Accordingly, the sixth round was taken up during 2002 to 2009 covering 56 industries.

The Seventh Round was launched in July 2016 with the survey on Four Mining Industries, more or less on similar lines, with the same objectives and coverage encompassing all the 56 selected industries covered in the Sixth Round (Annexure-I). Under different Sectors, the survey covered 45 Manufacturing, 4 Mining, 3 Plantation and 4 Service Sector Industries. The present report relates to Five Textile Industries, viz.,

- a. Cotton Textiles,
- b. Woollen Textiles,
- c. Silk Textiles
- d. Synthetic Textiles; and
- e. Jute Textiles.

## 1.2 OBJECTIVES OF THE SURVEY

The main objectives of the survey are:

- a. To obtain data on different components of pay roll earnings for different occupations for scientific studies of inter-industry and intra-industry differentials in earnings in Plantation, Mining, Manufacturing and Service Sector Industries; and
- b. To obtain occupation-wise data on employment, wage rates and dearness allowance for building up weighting diagram for Wage Rate Index Numbers.

On lines of above objectives, the present report on Five Textile Industries has been prepared.

## 1.3 SELECTION OF INDUSTRIES

The selection of industries for the Seventh Round was based on the following criteria:

- a. That the industry belonged to the organized sector,
- b. That the industry had an importance in the National Economy; and
- c. That the industry had significant share of employment in the organized industrial sector.

Out of 56 industries covered under the 7<sup>th</sup> round of OWS, 52 industries were selected using the above criteria. On the advice of the Ministry of Labour & Employment, Government of India, four service sector industries viz. a) Electricity Generation & Distribution, b) Railways, c) Public Motor Transport; and d) Ports & Docks, which also formed part of industries in compilation of Consumer Price Index Number for Industrial Workers, released by Labour Bureau, were also included in the 7<sup>th</sup> round.

## 1.4 SCOPE AND COVERAGE

The scope of the Occupational Wage Survey for five Textiles Industry extends to all the Textile Industries registered under Sections 2m(i) and 2m(ii) of the Factories Act, 1948. Sections 2m(i) and 2m(ii)

of the Act refer to the establishments using power and employing 10 or more workers and those not using power and employing 20 or more workers on any day of the preceding 12 months, respectively.

The frame for the present survey is based on the frame of five textile industries maintained by CSO(IS Wing), Kolkatta, for the purpose of Annual Survey of Industries (ASI) 2014-15.

Occupation-wise wage data were collected only for those workers who conform to the definition of worker defined under the Factories Act, 1948 as described below.

'Worker' means a person employed, directly or through any agency (including a contractor), with or without the knowledge of the principal employer, whether for remuneration or not, in any manufacturing process or in cleaning any part of machinery or premises used for manufacturing process or in any other kind of work incidental to, or connected with, the manufacturing process or the subject of the manufacturing process (but does not include any member of the armed forces of the Union). However, detailed definition of 'Worker' in accordance with the different Acts covered under the survey is presented in Annexure-II.

The managerial, technical and clerical staff, though may be covered by the Act as workers, are excluded from the scope of the survey. However, the supervisory personnel, whose duties, besides supervision, generally involve considerable element of manual work, are covered under the survey. Similarly, regular badli and casual workers who have worked continuously for a period of at least one month preceeding the reference date have also been covered under the survey. Contract workers working in the premises of the unit are also taken into consideration. As per recommendations of the Study Group on Labour Statistics, part-time workers and apprentices have also been included in the survey. The concept and definitions used during the survey is presented in Annexure-II.

### 1.5 GEOGRAPHICAL STRATIFICATION

For the purpose of the survey, stratification of each industry was done on the basis of areas of concentration of industry to reflect regional variations. Each area of high concentration, generally a State or a group of States was taken as a separate stratum of the industry. The geographical strata of selected Textile Industries are given below:

Sl. No.	Industry	Stratum
1.	Cotton Textiles	1. Punjab 2. Rajasthan 3. Gujarat 4. Maharashtra 5. Andhra Pradesh 6. Tamil Nadu 7. Residual (H.P, Haryana, Delhi, U.P, Bihar, W.B, Chattisgarh, M.P, Dadra & N Haveli, Karnataka, Kerala, Puducherry)

Sl. No.	Industry	Stratum
		and Telangana)
2.	Woollen Textiles	1. Punjab 2. Haryana 3. Rajasthan 4. Residual (J&K, H.P, Uttarakhand, Delhi, U.P, Bihar, Assam, W.B, Chattisgarh, M.P, Gujarat, Maharashtra, Karnataka, Tamil Nadu and Puducherry)
3.	Silk Textiles	1. Maharashtra 2. Andhra Pradesh 3. Karnataka 4. Tamil Nadu 5. Residual (J&K, H.P, Punjab, Rajasthan, U.P, Bihar, W.B, Chattisgarh, M.P, Gujarat, Dadra & N Haveli and Telangana)
4.	Synthetic Textiles	1. Rajasthan 2. Gujarat 3. Dadra & Nagar Haveli 4. Maharashtra 5. Residual (J&k, H.P, Punjab, Uttarakhand, Haryana, Delhi, U.P, W.B, M.P, Daman & Diu, A.P, Karnataka, Kerala, Tamil Nadu and Telangana)
5.	Jute Textiles	1. West Bengal 2. Tamil Nadu 3. Residual (J&K, Punjab, Haryana, Rajasthan, U.P, Bihar, Assam, Chattisgarh, M.P, Gujarat, Daman & Diu, Dadra & N Haveli, Maharashtra, A.P, Karnataka, Kerala and Telangana)

#### 1.6 SAMPLING DESIGN AND ESTIMATION PROCEDURES

Details of the sample design and the estimation procedure have been presented in Annexure-III. However, the following points merit attention:

- a. A two stage sampling design was adopted. The selection of units was the first stage, whereas, the selection of the workers employed in different occupations in the selected units formed second stage.
- b. The sample was designed in such a way that the permissible error in the average maximum wage rate would be 5 percent with 95 percent confidence interval. For the purpose of statistical exercise, average maximum wage rate was derived as weighted average of maximum wage rate of all the occupations in each of the sample units covered during the Sixth Round. The weights were the number of workers employed in the different occupations in the sample units.
- c. The sample size so determined was allocated in the strata of the industry in proportion of its share of units in the frame.
- d. The frame in each stratum was further divided into two size classes, viz. Upper Size Class and Lower Size Class on the basis of the average daily employment in textiles at the national level. While allocating the sample size in the both the size classes in proportion of its frame size within a stratum, it was taken care that at least two units were selected in each size class.
- e. For the purpose of obtaining estimates in respect of the pay roll earnings of workers in each occupation, a predetermined sample of workers (see Para 1.3, Annexure-III) belonging to each category of sex-age and system of payment of wage was drawn from the selected units.

The sample design and the estimation procedure recommended by the Central Statistical Organisation for Sixth Round of OWS has also been followed for the Seventh Round of OWS.

## 1.7 SELECTION OF OCCUPATIONS

The list of occupations for the five Textile Industries was prepared on the basis of pilot survey conducted for the purpose, wherein, two sample units were selected from each industry. On the basis of the list of occupations prepared in Sixth Round, the lists of occupations including job description were updated for the current round of OWS. The occupations, which accounted for the bulk of the workforce in each sampled unit, were listed. The occupations, which did not feature in the list but were listed in the sample units, were clubbed together and designated as the 'Miscellaneous' occupation. The list of occupations along with the job description is presented in Annexure-IV.

## 1.8 FIELD INVESTIGATION AND REFERENCE PERIOD

The field work for Five Textile Industries was launched during January, 2017 and completed in August, 2017. Requisite details were collected from the sample units relating to reference period. The field staff (regular and Contractual) of the Labour Bureau conducted the fieldwork, which was supervised by the Economic/Statistical Officers by visiting the sample units. Seniors Officers also visited some of the sample units.



The reference date for the collection of data was fixed as 30<sup>th</sup> June, 2016 for the Textile Industries. Wage period ending on the reference date or a period wherein the reference date falls was taken as the reference period for the collection of data under the survey.

## 1.9 COLLECTION OF DATA AND SCHEDULE

The data on employment, wage rates, earnings, payment of dearness allowance, etc. was collected from the sample units in the Schedule designed for the survey. Data on employment, wage rates and earnings correspond to all manual workers in specific occupations in each case, while the data on pattern of dearness payment relates to all employees in the unit, as it is not occupation specific. Data on pay roll earnings have been collected only for a sample of workers in each occupation in each sample unit.

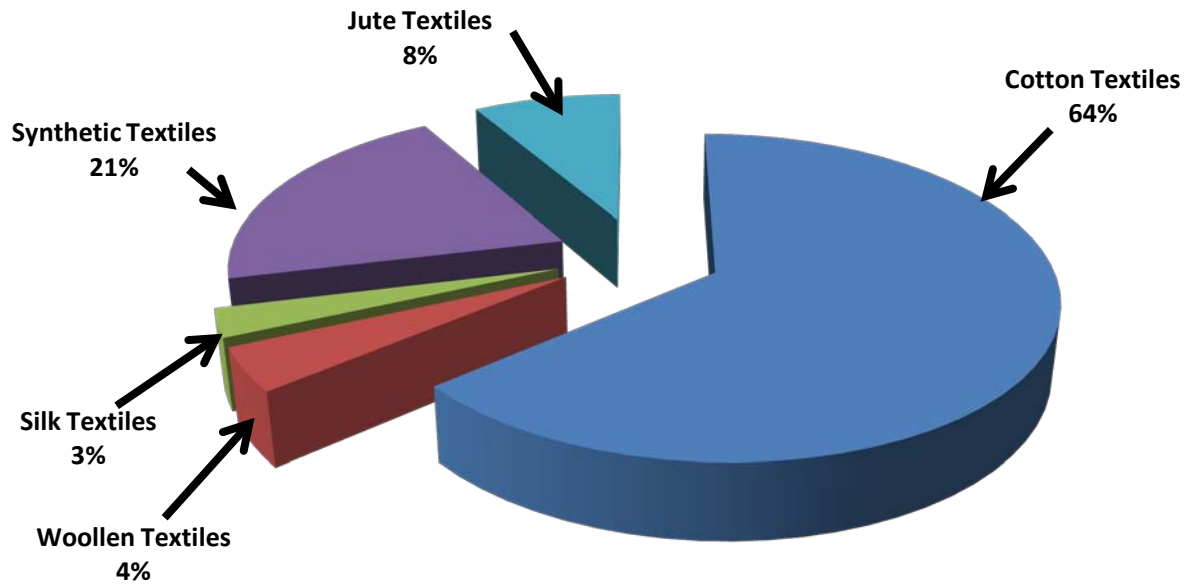
The Technical Committee on OWS constituted by the Labour Bureau, Ministry of Labour & Employment revised the OWS Schedule used in previous rounds. A facsimile of the revised Occupational Wage Survey schedule, used in the current Round, is enclosed at Annexure-V.

## 1.10 COVERAGE OF UNITS AND SAMPLE SIZE

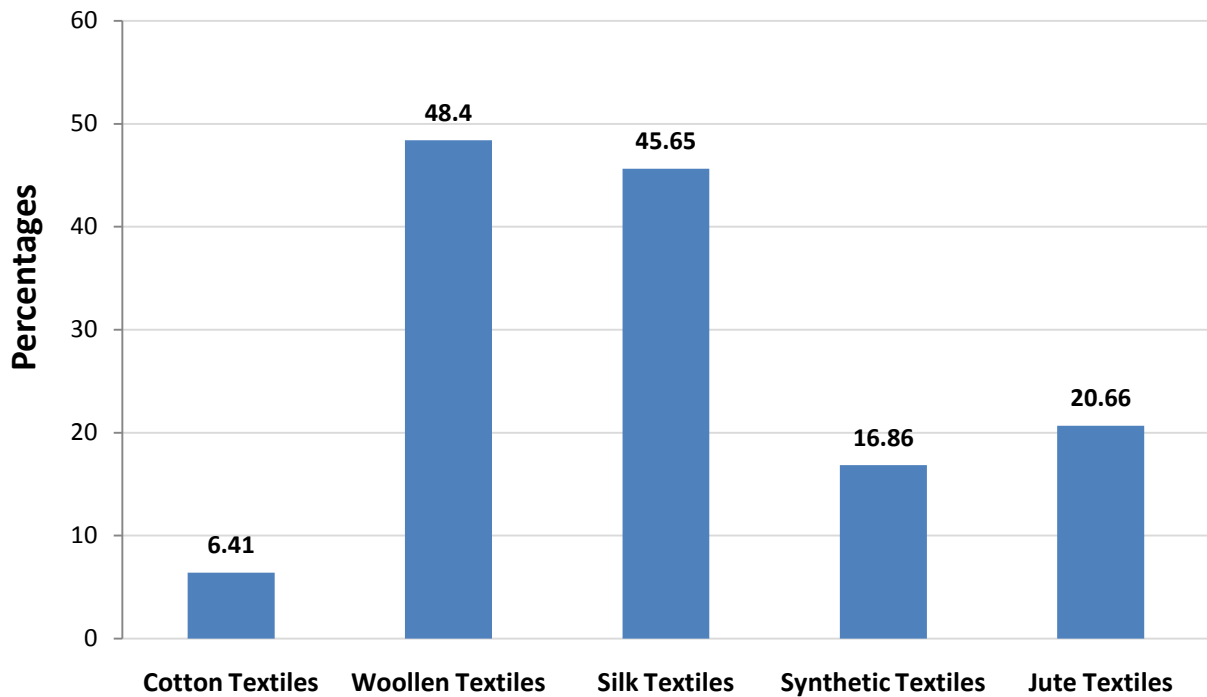
Table 1.1 shows the coverage of units and the sample size in selected Textile Industries. A total of 6443 units constituted the overall frame for five Textile Industries. Out of these, 818 units were selected in the sample, which accounted for 12.70 percent of the total units in the frame. The percentage of units in sample to frame was 6.41 percent in Cotton Textiles, 48.40 percent in Woollen Textiles, 45.65 percent in Silk Textiles, 16.86 percent in Synthetic Textiles and 20.66 percent in Jute Textiles.

Key findings based on the estimates of various characteristics as per the survey are discussed in Chapters II to IV of this report. Chapter V i.e. the last chapter focuses on (a) Coefficient of Variation of Average Daily Wage Rates and Average Daily Earnings and (b) the estimates of occupation-wise data on average daily employment and average daily wage rates by industry/strata/occupation to provide benchmark data for construction of weighting diagram of the Wage Rate Index Numbers. Detailed statistical tables based on the survey and Annexures are placed after Chapter V.

**Exhibit 1.1: Percentage Share of No. of Units in the Frame of Five Textile Industries**



**Exhibit 1.2: Percentage of Units in Sample to the Frame**



## CHAPTER-II STRUCTURE OF WORK-FORCE

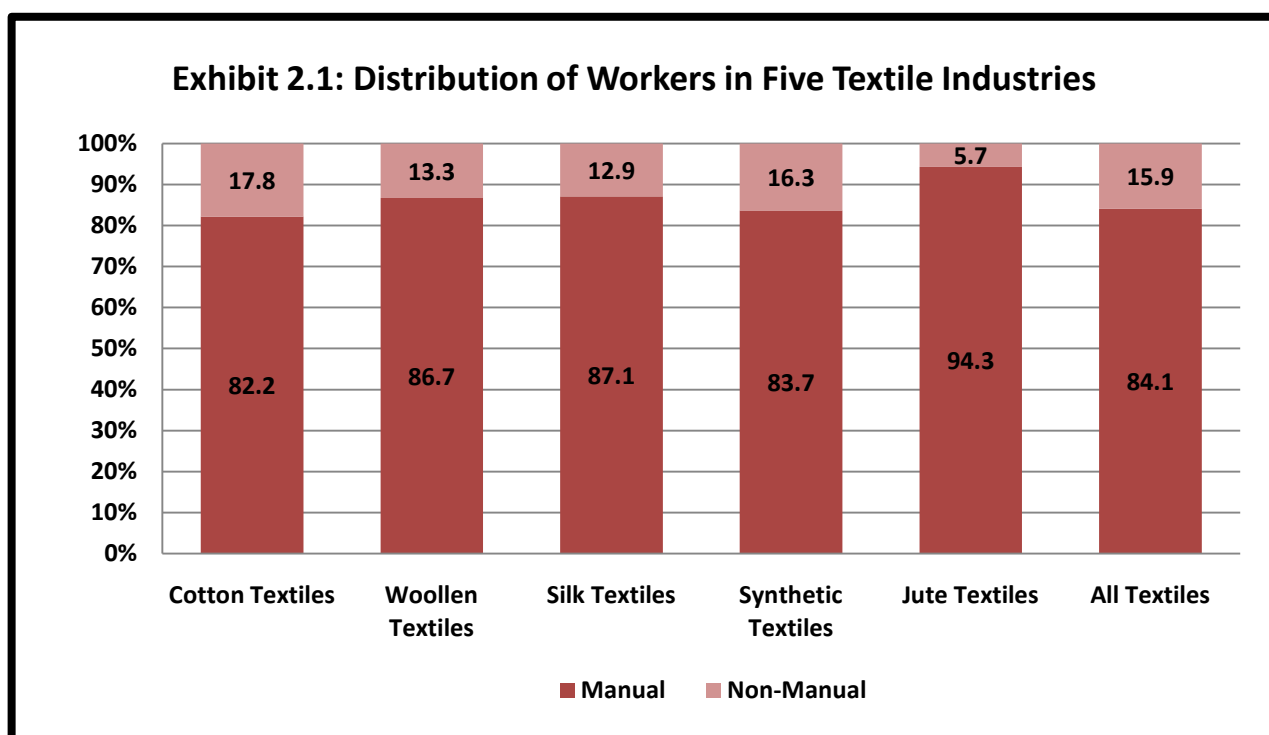
### 2.0 INTRODUCTION

Composition of the work force in an industry varies widely with the nature of its activity, geographical location, operations involved, level of technology available, social and economic conditions of the people and last but, not the least by the Government policies, etc. Variations in these factors account for the change in the composition of the work force not only from one sector to another but also from region to region within the sector. The legislative policies of the Government also influence the composition of working force.

### 2.1 DISTRIBUTION OF WORKERS

The distribution of workers in selected Textile Industries is presented in Table 2.1. The total number of workers in 5 Textile Industries is estimated to be 15,72,458. Out of 15.72 lakh workers employed in the five textile industries, Cotton Textiles has maximum share (60.25 percent) in the total workforce, followed by Synthetic Textiles (26.37 percent), Jute Textiles (11.45 percent), Woollen Textiles (1.27 percent) and Silk Textiles (0.66 percent).

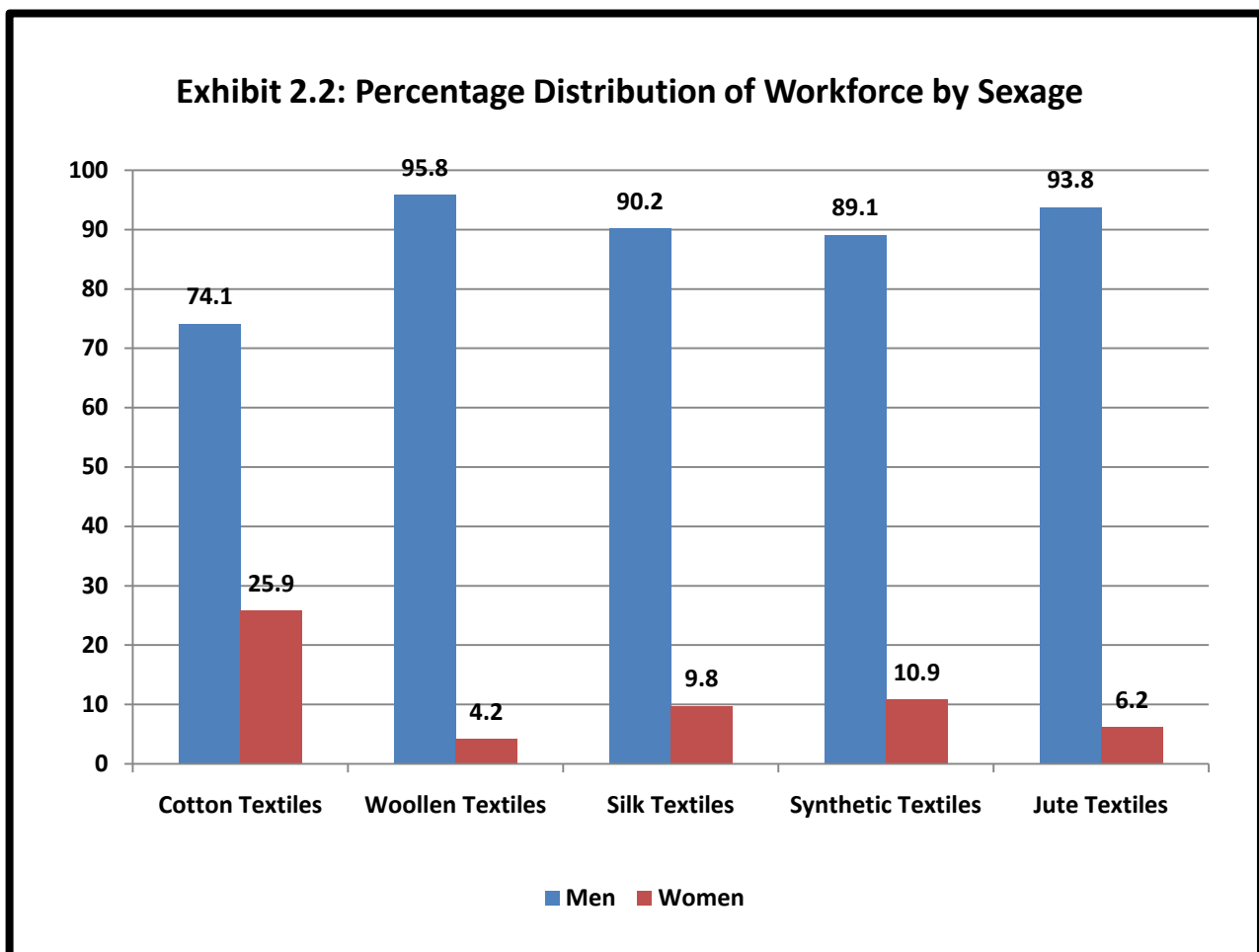
Out of these, 13,22,270 workers are manual workers, which accounted for 84.09 percent of the total number of workers in the five textile industries. The percentage of manual workers to total number of workers was 82.24 percent in Cotton Textiles, 86.68 percent in Woollen Textiles, 87.12 percent in Silk Textiles, 83.69 percent in Synthetic Textiles and 94.25 percent in Jute Textiles.



## 2.2 DISTRIBUTION OF WORK FORCE BY SEXAGE

The composition of work force (manual workers) by sexage<sup>+</sup> has been presented in Table 2.2. As per the information collected under the survey, the total work force (manual workers) in the five textile industries covered under the survey has been estimated to be about 13.22 lakhs. Out of this total work force (manual workers), a vast majority of workers (henceforth the term 'Worker' would mean manual worker unless otherwise stated) i.e. 58.93 percent were employed in Cotton Textiles, followed by 26.24 percent in Synthetic Textiles, 12.83 percent in Jute Textiles, 1.31 percent in Woollen Textiles and 0.69 percent in Silk Textiles. Men workers constituted 80.98 percent of the total work force, whereas the remaining 19.02 percent were women. None of the textile industries reported employment of adolescents or children during the survey.

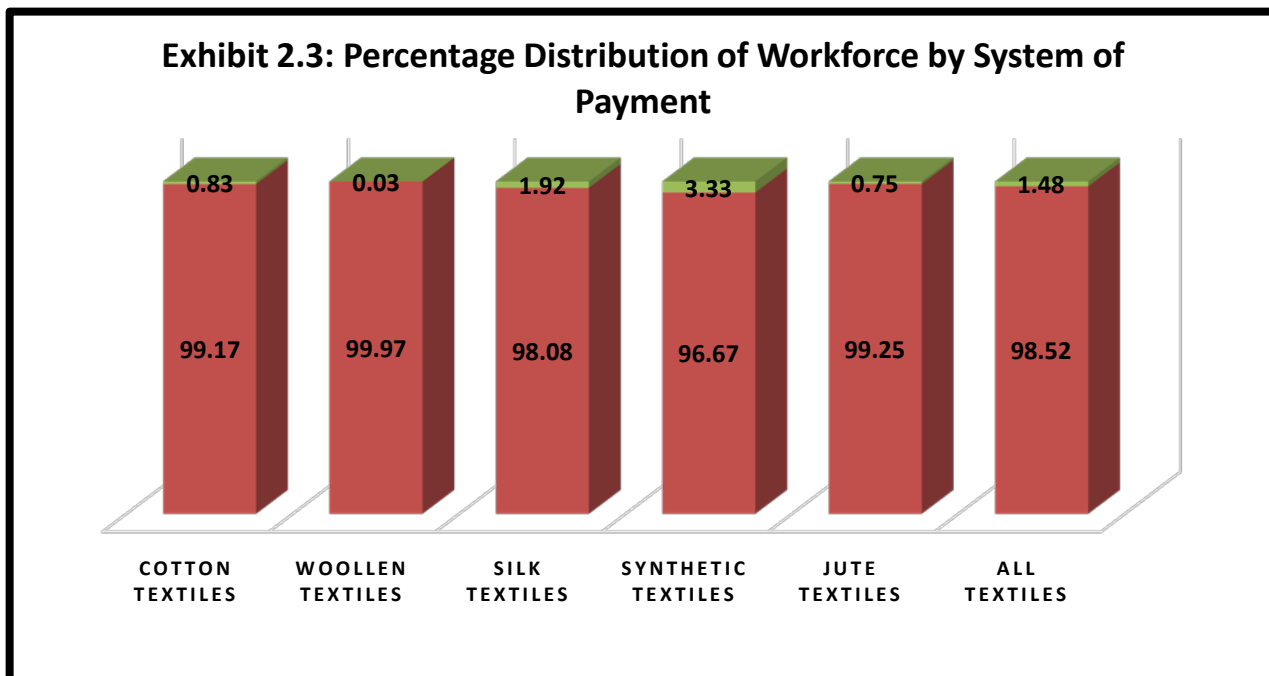
Amongst different textile industries, the highest proportion of men workers i.e. 95.80 percent was in Woollen Textiles and the lowest i.e. 74.14 percent was reported in Cotton Textiles. The proportion of women employment was highest at 25.86 percent in Cotton textiles, followed by 10.88 percent in Synthetic Textiles, 9.80 percent in Silk Textiles, 6.23 percent in Jute Textiles and the remaining 4.20 percent in Woollen Textiles.



<sup>+</sup> The term 'Sexage' was used in the survey for identification of Men, Women, Adolescents and Children. Since none of the units in the Textile Industries reported employment of adolescent or child workers hence, Sexage may be treated as 'Gender'.

### 2.3 DISTRIBUTION OF WORK-FORCE BY SYSTEM OF WAGE PAYMENT

The distribution of workers by system of wage payment is shown in Table 2.3. Taking the entire textile industries as a whole, majority of workers i.e. 98.52 percent were employed by the time-rated system and the remaining 1.48 percent by the piece-rated system. At the textile industries level, the highest proportion of piece-rated workers was reported at 3.33 percent in Synthetic Textiles, whereas the lowest was at 0.03 percent in Woollen Textiles. At the Stratum level, the highest proportion of piece-rated workers was reported at 41.25 percent in Andhra Pradesh stratum of Silk Textiles.



### 2.4 DISTRIBUTION OF TIME-RATED WORKERS BY SEXAGE

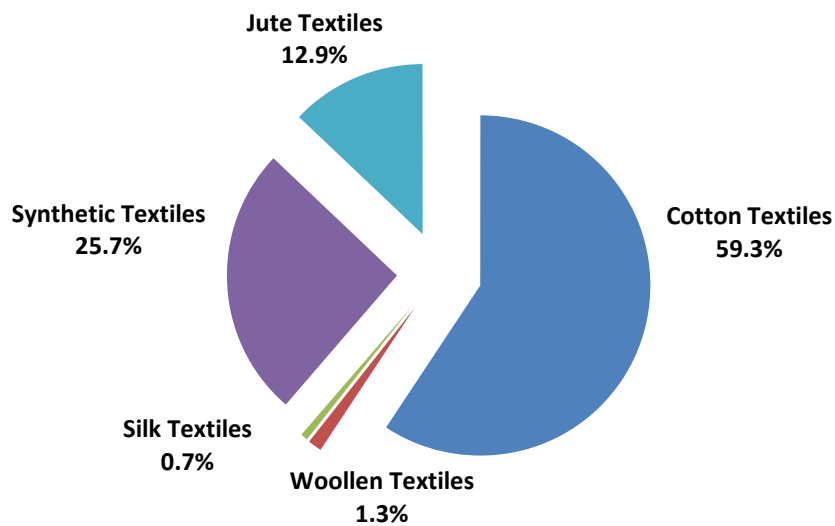
The distribution of time-rated workers by sexage is presented in Table 2.4. The Table reveals that a vast majority of time-rated workers were men in all the five textile industries, i.e. 74.38 percent in Cotton Textiles, 95.84 percent in Woollen Textiles, 90.30 percent in Silk Textiles, 90.54 percent in Synthetic Textiles and 93.73 percent in Jute Textiles. The proportion of time-rated women workers was reported highest at 25.62 percent in Cotton Textiles, followed by 9.70 percent in Silk Textiles, and lowest at 4.16 percent in Woollen Textiles. At the Stratum level, the highest proportion of time-rated women workers was reported at 74.86 percent in Tamil Nadu Stratum of Jute Textiles, followed by 57.45 percent in Andhra Pradesh Stratum of Silk Textiles.

### 2.5 DISTRIBUTION OF PIECE-RATED WORKERS BY SEXAGE

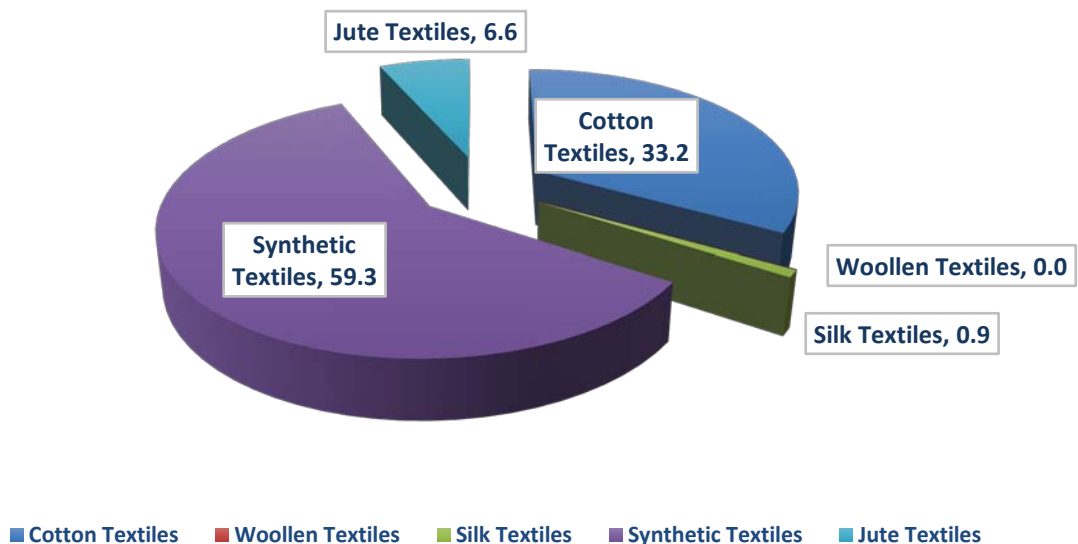
The distribution of piece-rated workers by sexage is shown in Table 2.5. The Table revealed that the piece-rated system was prevalent in all the five textile industries. The percentage of piece-rated male workers was 45.49 percent in Cotton Textiles, 85.06 percent in Silk Textiles,

47.93 percent in Synthetic Textiles and 99.38 percent in Jute Textiles. No piece-rated male workers were reported in Woollen Textiles. Further, it has been reported that all piece-rated workers employed in Tamil Nadu Stratum of Silk Textiles, Gujarat and Maharashtra Strata of the Synthetic Textiles and Tamil Nadu Stratum of the Jute Textiles were men. At the textile industries level, the proportion of piece-rated women workers was highest at cent percent in Woollen Textiles, followed by 54.51 percent in Cotton Textiles, 52.07 percent in Synthetic textiles, 14.94 percent in Silk Textiles and 0.62 percent in Jute Textiles.

**Exhibit 2.4: Percentage Distribution of Time Rated Workers**

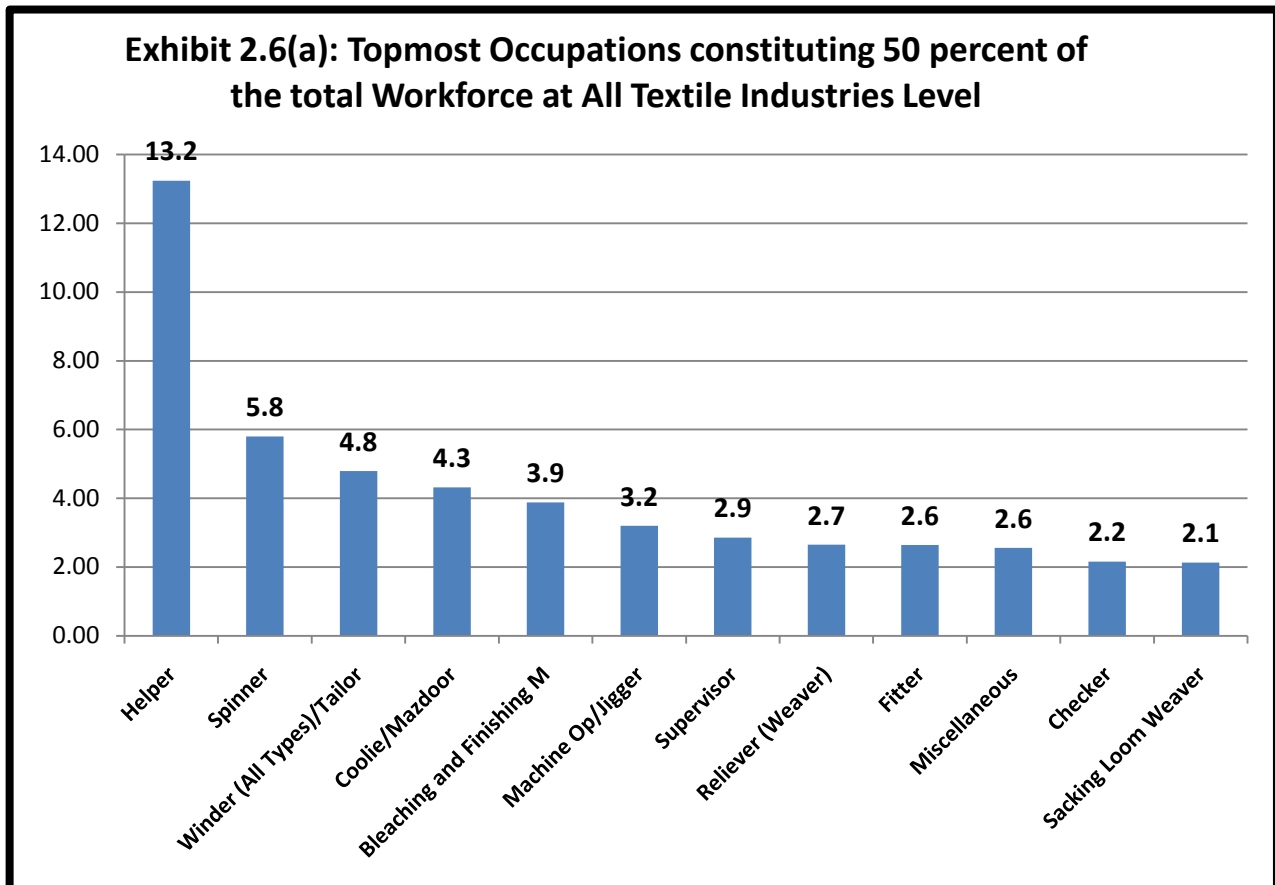


**Exhibit 2.5: Percentage Distribution of Piece Rated Workers**



## 2.6 WORK-FORCE IN MAJOR OCCUPATIONS

The distribution of workers by occupations is shown in Table 2.6. Taking all textile industries together, the highest percentage of work force was employed as Helper (13.24 percent), followed by Spinner and Winder (All Types) with share of 5.80 percent and 4.79 percent, respectively. The data revealed that in Cotton Textiles, 13.01 percent of the total workers were Helper, followed by Spinner and Winder (All Types) occupations with 9.85 percent and 8.12 percent share of the work force, respectively. In Woollen Textiles, Helper, Picker/Ring Spinner and Weaver occupations accounted for 19.21 percent, 11.82 percent and 6.44 percent of the total employment, respectively. In Silk Textiles, Combing Machine Operator occupation reported the highest proportion of workers, i.e. 17.06 percent, followed by the Helper and Operator with 13.52 percent and 9.98 percent of the workers, respectively. In Synthetic Textiles, Helper, Machine Operator/Jigger and Miscellaneous occupations accounted for 17.98 percent, 12.19 percent and 5.38 percent of the total employment, respectively. In case of Jute Textiles, the highest proportion of workers was engaged in Coolie/Mazdoor occupation with 19.59 percent, followed by Sacking Loom Weaver with 16.61 percent and Warp Winder with 9.25 percent.



### Exhibit 2.6(b): Top/Bottom Occupations in Textile Industries

Serial in order	Cotton Textiles	Woollen Textiles	Silk Textiles	Synthetic Textiles	Jute Textiles
<b>Top Five Occupations (%)</b>					
1	Helper (13.01)	Helper (19.21)	Combing Machine Operator (17.06)	Helper (17.98)	Coolie/Mazdoor (19.59)
2	Spinner (9.85)	Picker/Ring Spinner (11.82)	Helper (13.52)	Machine Operator/Jigger (12.19)	Sacking Loom Weaver (16.61)
3	Winder (All Types) (8.12)	Weaver (6.44)	Operator (9.98)	Misc. (5.38)	Warp Winder (9.25)
4	Bleaching & Finishing Line M. (6.58)	Milling Machine Man (6.06)	Weaver-Ordinary (7.44)	Supervisor (4.9)	Hessian warp/Weft Spinner (4.14)
5	Reliever (Weaver) (4.49)	Rag Cutting Machine Operator (5.78)	Weaver-Autoloom (5.75)	Coolie/ Mazdoor (4.13)	Helper (3.99)
<b>Bottom Five Occupations (%)</b>					
1	Switch Board Att. (0.01)	Carpenter (0.01)	Fleyer/Ring Frame Opt. (0.02)	Switch Board Att. (0.01)	Af. Treat. Plant Opt. (0.01)
2	Beltman/Stitcher/Mochi (0.01)	Plumber (0.02)	Khalashi (0.02)	Mason (0.01)	Mason (0.01)
3	Painter (0.01)	Fireman (0.02)	Turner (0.02)	Twister/Thrower (0.01)	Switch Board Att. (0.01)
4	Cutter (0.01)	Welder (0.03)	Oilman/Greaser (0.02)	Turner (0.02)	Blacksmith (0.01)
5	Doffing Boy/Doffer (0.01)	Khalashi (0.03)	Fireman (0.02)	Carpenter (0.03)	Plumber (0.01)

#### 2.7 TRENDS IN COMPOSITION OF WORK-FORCE BY SEXAGE AND SYSTEM OF WAGE PAYMENT

The trend in composition of the work-force by sexage and system of wage payment is presented in Table 2.7. As compared with the previous



round, the overall employment has recorded an increase in Cotton Textiles, Synthetic Textiles and Jute Textiles, whereas it was reverse in Woollen Textiles and Silk Textiles in the current round. The decrease in the proportion of men workers was marked by corresponding increase in women workers in all the textile industries under study. The proportion of time-rated workers has increased significantly in all the textile industries, except Synthetic Textiles, in the current round as compared to previous round. The increase in the proportion of time-rated workers was marked by corresponding decrease in the proportion of piece-rated workers.

### Exhibit 2.7: Trend in Composition of Workforce

Industries	Seventh Round	Sixth Round	%Growth of Seventh Round Over Sixth Round	%Growth of Sixth Round Over Fifth Round
Cotton Textiles	779201	433265	79.84	(-) 31.04
Woollen Textiles	17341	25243	(-) 31.30	(-) 32.19
Silk Textiles	9062	20146	(-) 55.02	55.39
Synthetic Textiles	346971	136932	153.39	(-) 21.25
Jute Textiles (*)	169695	166796	1.74	(-) 40.06
All Textile Industries	1322270	782382	69.01	(-) 30.80

(\*) = Not comparable with previous rounds due to coverage of mesta & other natural fibres in addition to Jute Textiles.

### 2.8 PERCENTAGE DISTRIBUTION OF WORK-FORCE BY OCCUPATION AND SEXAGE

The percentage distribution of workers by industry and sexage for each occupation is given in Table 2.8. Out of the total 84 occupations reported in Cotton Textiles, about 65 occupations had employment of women workers. Female workers constituted cent percent of the total employment in Cutter occupation. In Woollen Textiles, out of 58 occupations reported, women workers were employed in 28 occupations. Female workers constituted 66.67 percent and 50.00 percent of the total employment in the occupations of Picker and Sorter, respectively. In Silk Textiles, out of 58 occupations, female workers were employed in 25 occupations. Female workers constituted cent percent and 91.67 percent of the total employment in the occupations of Card Tenter and Cooker, respectively. In Synthetic Textiles, out of 80 occupations, female

workers were employed in 45 occupations. Female workers constituted 87.93 percent and 59.13 percent of the total employment in the occupations of Doubler and Picker, respectively. In Jute Textiles, out of 70 occupations, female workers were employed in 34 occupations. Female workers constituted 60.80 percent and 49.26 percent of the total employment in the occupations of Packer and Checker, respectively.

### Exhibit 2.8: Top Occupations with Womens' Share higher than Men

Serial in order	Cotton Textiles	Woollen Textiles	Silk Textiles	Synthetic Textiles	Jute Textiles
<b>Top Five Occupations</b>					
1	Cutter	Picker	Card Tenter	Doubler	Packer
2	Reacher	Sorter	Cooker	Picker	Checker
3	Mercer Feeding Operator	Reeler/Knotter	Reeler	Drawer-In	Apprentices /Trainees
4	Examiner	Tailor	Doubler	Bobbin Carrier	Sp Shifter/ Bobbin Carrier
5	Piece Carrier	Weaver-Handloom	Silk Cleaner	Winder	Starchman

#### 2.9 PERCENTAGE DISTRIBUTION OF WORKERS IN DIFFERENT OCCUPTIONS BY THE SYSTEM OF WAGE PAYMENT

The percentage distribution of workers in different occupations by system of wage payment is shown in Table 2.9. It is observed that the piece-rated workers were employed in all the textile industries. Piece-rated workers were reported in 5 occupations in Cotton textiles, 1 occupation in Woollen Textiles, 8 occupations in Silk Textiles, 14 occupations in Synthetic Textiles and 7 occupations in Jute Textiles. The remaining occupations in these five textile industries had time-rated workers only. In Cotton Textiles, highest share of the piece-rated workers were reported in Reliever (Weaver) (11.11 percent) and Spinner (2.86 percent). In Woollen Textiles, piece-rated workers were reported in Reeler/Knotter (2.01 percent). In Silk Textiles, highest share of the piece-rated workers were reported in Weaver-Ordinary (14.24 percent), Weaver-Autoloom (9.21 percent) and Hand Folder (5.56 percent). In Synthetic Textiles, the occupations of Card Tenter/Stripper (74.80 percent), Winder (62.54 percent), Drawing Frame Tenter (55.78 percent), Cutting Machine Man (36.62 percent), Blender/Bale Breaker (9.13 percent) and Press Man (4.35 percent) were piece-rated workers, whereas in Jute Textiles, 68.97 percent workers in Sign Maker occupation, 3.26 percent in Sacking Loom Weaver occupation, 3.08 percent in Beamer occupation and 2.38 percent in Cop Winder occupation reported piece-rated workers.

## CHAPTER-III

### WAGE RATES AND DEARNESS ALLOWANCE

#### 3.0 INTRODUCTION

The availability of information on wages and earnings of workers is an important parameter to assess the purchasing power. If the level of employment and under employment is an index of economic distress among the people of working age, the level of wages and earnings of workers serves as an indicator of the economic prosperity of the working population.

Ever since the introduction of planned economy, the living standards of the working population have become dependant, more or less, on levels of earnings. Other types of income are at times, significant but for most of the workers, earnings from paid employment constitute the major source of income. Earnings or take home wages/salaries, which provide means of livelihood tend to conform to the income needed to enable the labour force to maintain its customary standard of living in the long run. If the greater employment means the ability of a large number of persons to satisfy their needs, increased real earnings means greater satisfaction of their wants.

#### 3.1 WAGE RATES

In order to ensure comparability, the term wages has been defined as the sum of basic wage and dearness allowance in respect of workers who receive both these components, while, for other workers the actual consolidated amount of earnings represent wages. The monthly, fortnightly and weekly wages actually paid are divided respectively by the mandays worked (as per ILO Convention) during the reference period to arrive at average daily minimum and maximum wage rates. The simple mean of minimum average daily wage rates and maximum wages rates is average daily wage rates.

#### 3.2 AVERAGE DAILY WAGE RATES BY INDUSTRIES

The details of average daily minimum and maximum wage rates of the workers are given in Table 3.1. At industry level, the average minimum daily wage rates varied between Rs. 263.16 (Cotton Textiles) and Rs. 355.36 (Woollen Textiles) whereas the average maximum daily wage rates varied between Rs. 376.20 (Cotton Textiles) and RS. 494.60 (Synthetic Textiles) respectively. At the stratum level, the lowest average daily minimum wage rate of Rs. 185.95 and lowest average daily maximum wage rate of Rs. 223.31 were in Tamil Nadu of Jute Textiles. Similarly, the highest average daily minimum wage rate of Rs. 524.52 were reported in Punjab of Woollen Textiles and the highest average daily maximum wage rate of Rs. 595.26 were reported in Maharashtra stratum of Synthetic Textiles.

The percentage difference in the minimum and maximum wage rates was lowest in Woollen Textiles (22.50 percent) and highest in Jute Textiles (60.74 percent). At the stratum level, it was lowest in Haryana (4.53

percent) under Woollen Textiles and highest in Gujarat (178.29 percent) under Cotton Textiles Industry.

### Exhibit 3.1: Percentage Difference between Minimum and Maximum Wage Rates

Industries	Average Daily Wage Rates (Mean) (Rs.)	Average Daily Minimum Wage Rates (Rs.)	Average Daily Maximum Wage Rates (Rs.)	Percentage Difference
Cotton Textiles	319.68	263.16	376.20	42.95
Woollen Textiles	395.33	355.36	435.30	22.50
Silk Textiles	359.33	299.30	419.35	40.11
Synthetic Textiles	403.55	312.51	494.60	58.27
Jute Textiles	375.56	288.07	463.05	60.74
All Textile Industries	350.13	280.76	419.49	49.41

### 3.3 AVERAGE DAILY WAGE RATES BY SEXAGE

Average daily wage rates, average daily minimum wage rates and average daily maximum wage rates of workers by sexage are presented in Table 3.2, 3.2(a) and 3.2(b) respectively.

The overall average daily wage rates of men and women workers for all the textile industries combined together were Rs. 372.75 and Rs. 253.79, respectively. The overall average daily wage rates for all the workers of all the textile industries worked out to be Rs. 350.13.

Further perusal of Table 3.2 reveals that the average daily wage rates worked out to be Rs. 319.68 in Cotton Textiles, Rs. 395.33 in Woollen Textiles, Rs. 359.33 in Silk Textiles, Rs. 403.55 in Synthetic Textiles and Rs. 375.56 in Jute Textiles.

At the stratum level taking all textile industries together the highest average daily wage rate was reported in Punjab (Rs. 540.35) for the Woollen Textiles whereas, the lowest average daily wage rate was reported in Tamil Nadu stratum (Rs. 204.63) for Jute Textiles.

The Table reveals that average daily wage rates of women workers were less than that of the men workers in all the textile industries, except in Silk Textiles where the average daily wage rates of women workers was reported as Rs. 474.09 as compared to Rs. 346.86 of male workers. Further, at the stratum level also, the average daily wage rate of women workers was lower than their male counterparts in all the strata of all the textile industries but for the Gujarat stratum in Cotton textiles, Residual stratum in Woollen Textiles and Karnataka and Residual Strata in Silk Textile industries.

**Exhibit 3.2: Average Daily Wage Rates by Sexage**

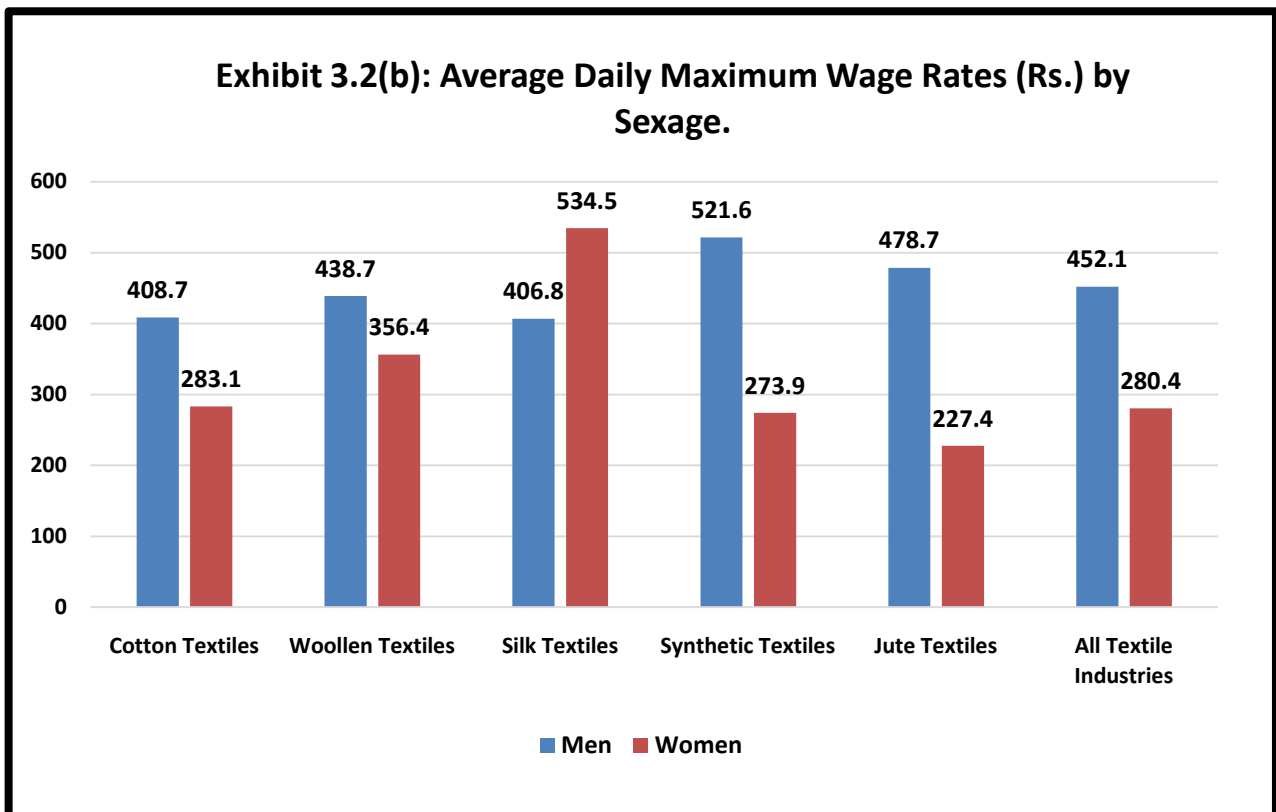
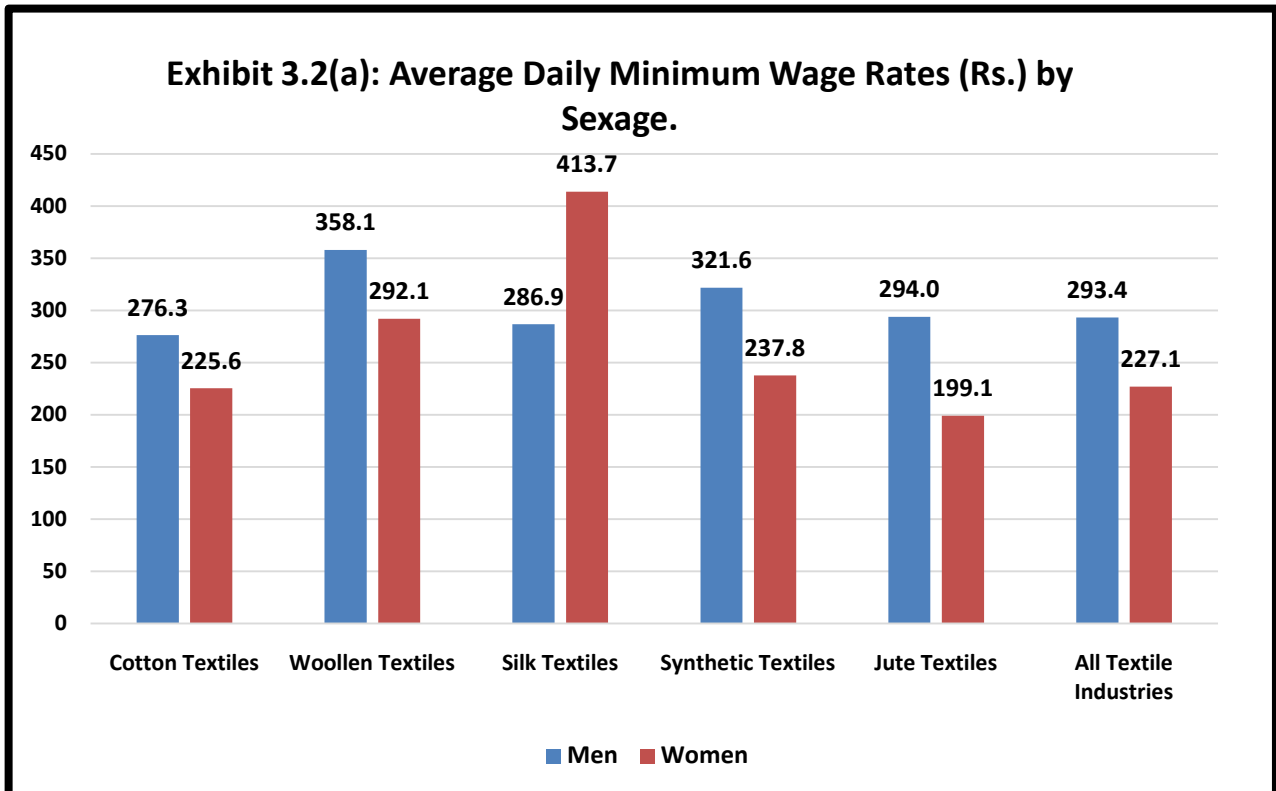
Industries	Average Daily Wage Rates (Rs.)		
	Men	Women	Combined
Cotton Textiles	342.48	254.31	319.68
Woollen Textiles	398.36	324.25	395.33
Silk Textiles	346.86	474.09	359.33
Synthetic Textiles	421.60	255.84	403.55
Jute Textiles	386.35	213.26	375.56
All Textile Industries	372.75	253.79	350.13

The average daily minimum wage rates for all the textiles taken together worked out to be Rs. 293.36 for men, Rs. 227.14 for women and Rs. 280.76 for all workers. In Woollen Textiles, the average daily minimum wage rates were found to be the highest (i.e Rs. 355.36) followed by Rs. 312.51 in Synthetic Textiles and Rs. 299.30 in Silk Textiles.

The average daily maximum wage rates for all the textiles taken together worked out to be Rs. 452.14 for men, Rs. 280.44 for women and Rs. 419.49 for all workers. In Synthetic Textiles, the average daily maximum wage rates were found to be the highest (i.e Rs. 494.60) followed by Rs. 463.05 in Jute Textiles and Rs. 435.30 in Woollen Textiles.

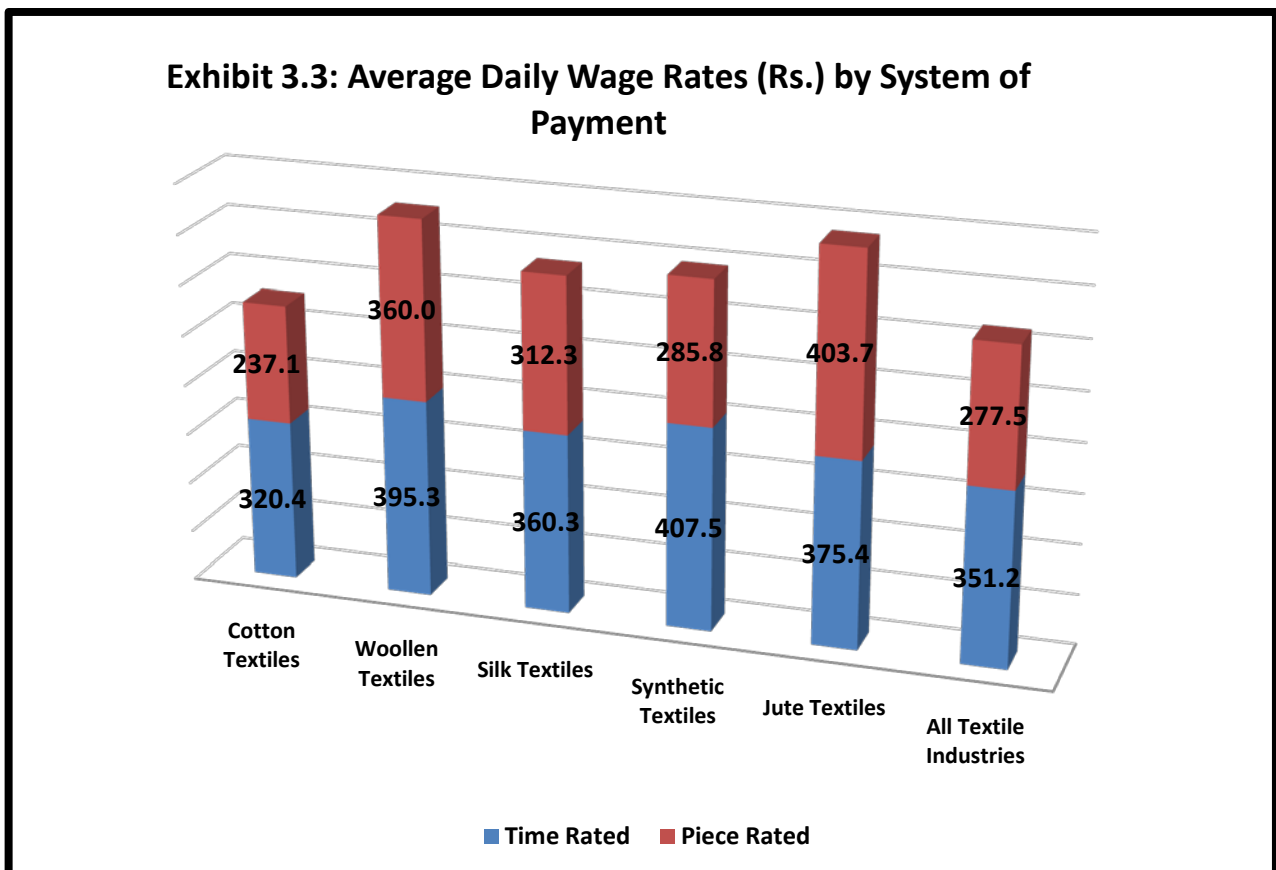
The data revealed that the average daily minimum and maximum wage rates for women workers were found to be lower compared to men workers.

These differences may have arisen due to insignificant proportion of women workers which have been used as weight in estimating aggregate results.



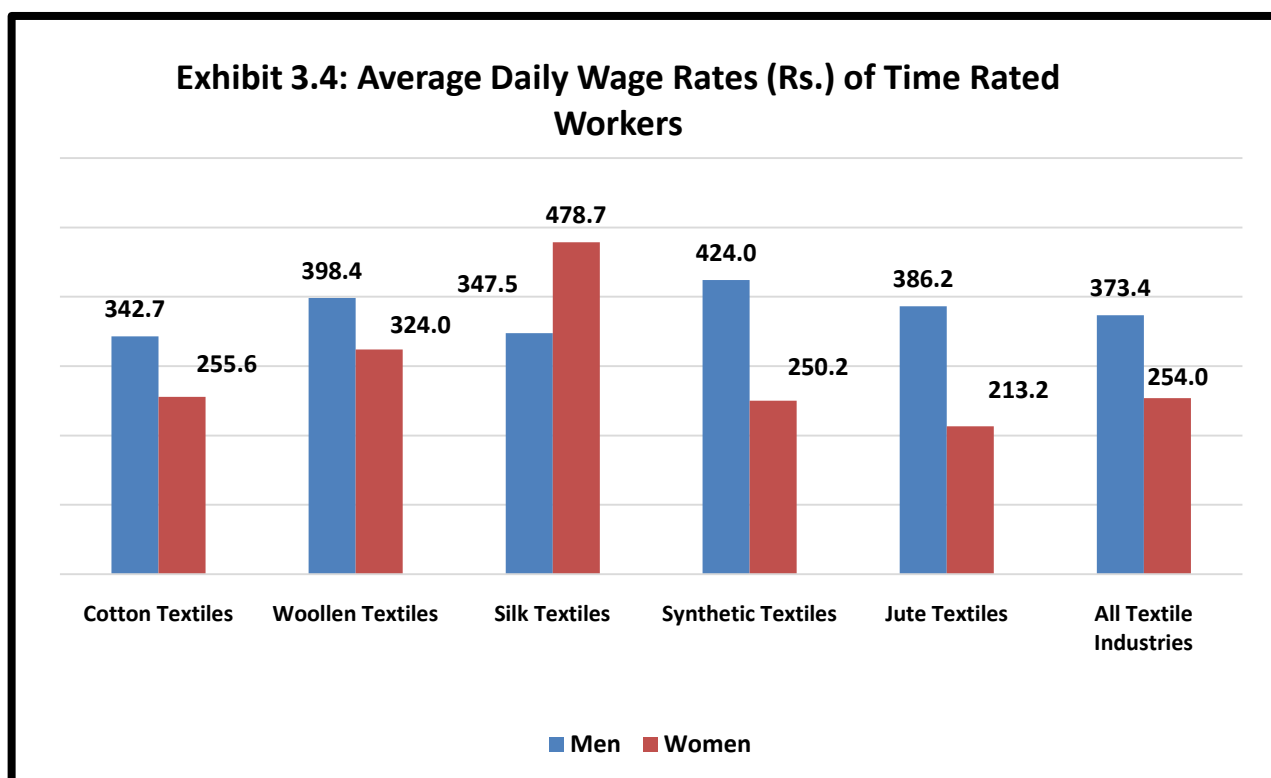
### 3.4 AVERAGE DAILY WAGE RATES BY SYSTEM OF PAYMENT

The average daily wage rates of time-rated and piece-rated workers by sexage have been depicted in Tables 3.3 and 3.4 respectively. The average daily wage rates of time-rated and piece-rated workers worked out to be Rs. 351.20 and Rs. 277.51, respectively, for all the textile industries taken together. Amongst five textile industries, the average daily wage rate of time-rated workers was the highest at Rs. 407.52 for Synthetic Textiles and the lowest at Rs. 320.38 for Cotton Textiles. In case of piece-rated workers, the highest and the lowest average daily wage rates were reported for Jute Textiles (Rs. 403.67) and Cotton Textiles (Rs. 237.12), respectively. The average daily wage rates of time-rated workers were more than that of the piece-rated workers in Cotton Textiles, Woollen Textiles, Silk Textiles and Synthetic Textiles; whereas it was reverse for Jute Textiles.



### 3.5 AVERAGE DAILY WAGE RATES OF TIME-RATED WORKERS BY SEXAGE

As shown in Table 3.3, the average daily wage rates of time-rated workers exhibit more or less the same trend as observed in case of wage rates of all workers given in Table 3.2. At textile industries level, the average daily wage rates of time-rated men and women workers were the highest at Rs. 423.96 and Rs. 478.70 in Synthetic Textiles and Silk Textiles, respectively, whereas the lowest average daily wage rates for time-rated men and women workers were Rs. 342.71 and Rs. 213.21 in Cotton Textiles and Jute Textiles, respectively. For all textile industries combined, the average daily wage rates for time-rated men, women and all workers were Rs. 373.36, Rs. 253.99 and Rs. 351.20, respectively.

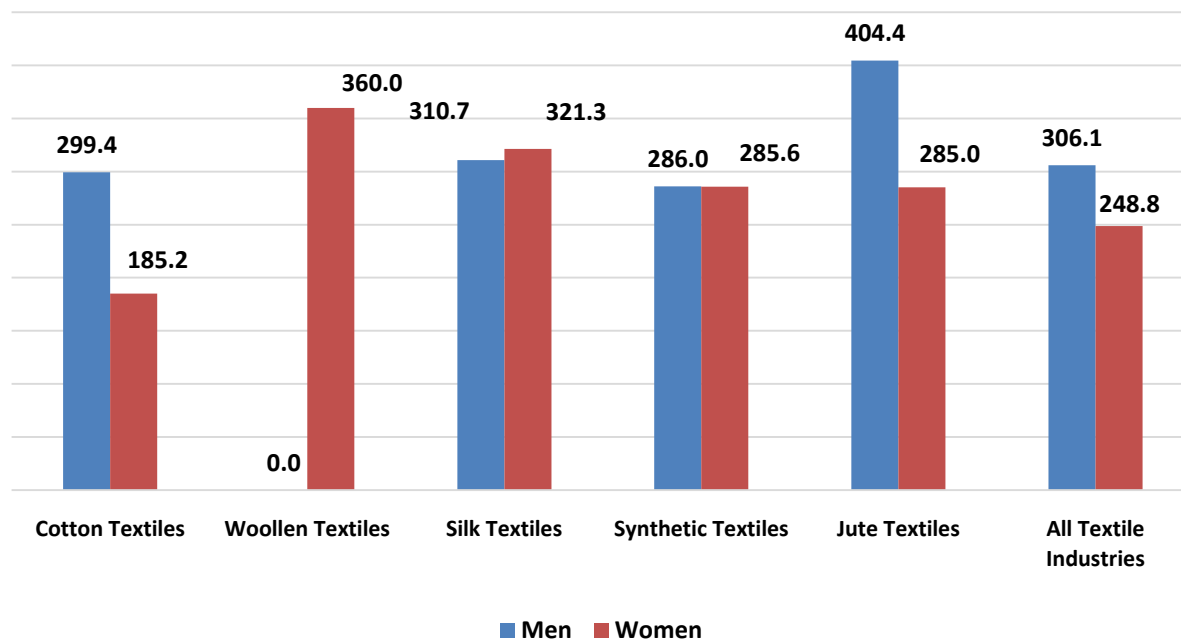


### 3.6 AVERAGE DAILY WAGE RATE OF PIECE-RATED WORKERS BY SEXAGE

The average daily wage rate of piece-rated workers by sexage is presented in Table 3.4. For all textile industries combined, the average daily wage rates for piece-rated men, women and all workers were reported at Rs. 306.06, Rs. 248.79 and Rs. 277.51, respectively. The highest average daily wage rates of piece-rated men and women workers at the industry level was reported at Rs. 404.41 and Rs. 321.28 respectively in Jute Textiles and Silk Textiles, respectively, whereas the lowest average daily wage rate of piece-rated men and women workers was Rs. 285.96 and Rs. 185.17 in Synthetic Textiles and Cotton Textiles, respectively.



**Exhibit 3.5: Average Daily Wage Rates (Rs.) Piece Rated Workers**



### 3.7 AVERAGE DAILY WAGE RATES BY OCCUPATION AND SEXAGE

The average daily wage rates by occupation and sexage for all the workers are presented in Table 3.5. Table 3.6 and Table 3.7 show average daily wage rates for time-rated and piece-rated workers, respectively. Table 3.5 shows that there is wide intra-occupation variation in average wage rates in Silk Textiles and Synthetic Textiles, whereas it is comparatively lesser in other textile industries. However, wide inter-industries variation in the average wage rates were reported for common occupations as well as all occupations combined at industry level covered during the survey.

In Cotton Textiles, the highest and lowest average daily wage rates were reported in Boiler Attendant (Rs. 621.23) and Mercer Feeding Operator (Rs. 147.22) occupations, respectively. In Woollen Textiles, the highest and lowest average daily wage rates were reported in Cleaner (Rs. 711.91) and Sorter (Rs. 203.16) occupations, respectively. The highest and lowest average daily wage rates in Silk Textiles were reported in occupations Mech/Elec Foreman and Khalashi (Rs. 996.00 each) and Beltman/Stitcher/Mochi (Rs. 119.19) occupations, respectively. In Synthetic Textiles, the highest and lowest average daily wage rates were reported in Tapeman (Rs. 817.31) and Doubler (Rs. 136.64) occupations, respectively. In Jute Textiles, the highest and lowest average daily wage rates were reported in Tailor (Rs. 893.57) and Beltman/Stitcher/Mochi (Rs. 205.74) occupations, respectively.

Out of 84 occupations reported in Cotton Textiles, women workers were employed in 65 occupations. Out of these 65 occupations, the average daily wage rate of women workers was higher than that of their men counterparts in 9 occupations, v.i.z. Mech/Elec Foreman, Mistry/Kangani, Mason, Mechanic (Gen), Watchman, Cutter, Knotter/Knotex Mochi, Piece Carrier and Reeler. In Woollen Textiles, out of 58 occupations, employment of women was reported in 28 occupations, and their average daily wage rate was higher than that of their men counterparts in 9 occupations, v.i.z. Compressor Operator, Picker, Tailor, Apprentices/Trainees, Mule Minder/Spinner, Picker/Clipper Percher, Weaver-Handloom, Winder and Miscellaneous. In Silk Textiles, out of 58 occupations, women workers were employed in 25 occupations and their average daily wage rate was higher than that of their men counterparts in 12 occupations, v.i.z. Helper, Sweeper, Storekeeper, Colour Mixer, Cooker, Card Tenter, Combing Machine Operator, Finishman, Reeler, Sorter, Stentering Machine Man and Twister. In Synthetic Textiles, out of 80 occupations, women workers were employed in 45 occupations and their average daily wage rate was higher than that of their men counterparts in 7 occupations, v.i.z. Compressor Operator, Electrician, Mech/Elec Foreman, Tailor, Apprentices/Trainees, Sider/Two for one Tenter and Miscellaneous. In Jute Textiles, out of 70 occupations, women workers were employed in 33 occupations and their average daily wage rate was higher than that of their men counterparts in 5 occupations, v.i.z. Compressor Operator, Watchman, First Drawing Receiver and Second Drawing Feeder, Softner Feeder and Starchman.

The average daily wage rates of time-rated workers presented in Table 3.6, follows more or less the same pattern as that for the all workers presented in Table 3.5.

Average daily wage rates of piece-rated workers by occupations have been presented in Table 3.7. The piece-rated system of wage payment was prevalent only in a few occupations in all the five textile industries.

The occupations employing piece-rated workers were, Reeler, Spinner, Reliever (Weaver), Winder (All Types) and Weft Carrier-cum-Empty Pirn Cleaner in Cotton Textiles; Reeler/Knotter in Woollen Textiles; Helper, Cloth Checker, Hand Folder, Printer-Machine/Hand, Warper, Weaver-Auto Loom, Weaver-Ordinary and Winder in Silk Textiles; Coolie/Mazdoor, Press Man, Supervisor, Blender/Bale Breaker, Card Tenter/Stripper, Drawing Frame Tenter, Machine Folder, Machine Operator/Jigger, Packer/Yarn Packer, Warper-All Types, Weaver-Power Loom, Winder, and Miscellaneous in Synthetic Textiles and Sign Maker, Beamer, Cop Winder, Hand Sewer, Heaming Machine Operator, Sacking Loom Weaver and Miscellaneous in Jute Textiles. Of these occupations, 3 occupations in Cotton Textiles, 1 occupation each in Woollen Textiles and Jute Textiles, 3 occupations in Silk Textiles and 8 occupations in Synthetic Textiles had reported employment of women piece-rated workers.

Average daily wage rates of piece-rated women workers were more than that of their men counterparts in Spinner and Winder (All Types) occupations in Cotton Textiles, Reeler/Knotter occupation in Woollen Textiles, Printer-Machine/Hand in Silk Textiles and Packer/Yarn Packer, Weaver-Power Loom and Winder occupations in Synthetic Textiles.

### 3.8 TRENDS IN WAGE RATES AND REAL WAGE RATES

The trend in average daily wage rates and real wage rates of workers in the selected Textile Industries has been presented in Table 3.8. The Table reveals that there has been increasing trend in the average daily wage rates of workers in all the Textile Industries during the period from first to seventh round of the survey.

In order to assess the improvement in the economic conditions of the workers, it is necessary to examine the data on real wage rates. The real wage rates for the year  $y^1$  have been worked out with reference to the All India Consumer Price Index Numbers for Industrial Workers by shifting its base to the year  $y^0=100$ . Symbolically, the Real Wage Rates for the year  $y^1$  with respect to the year  $y^0$  may be defined as:

$$RE^{y^1} = \frac{{}_{1960}AICPI^{y^0}}{{}_{1960}AICPI^{y^1}} \times E^{y^1}$$

where,

$E^{y^1}$	= Actual earnings for the year $y^1$
$RE^{y^1}$	= Real earnings for the year $y^1$
${}_{1960}AICPI^{y^0}$	= All India CPI Number for year $y^0$ with base 1960=100
${}_{1960}AICPI^{y^1}$	= All India CPI Number for year $y^1$ with base 1960=100

The real wage rates and percentage increase in real wage rates in a round with respect to that in the previous round in the textile industries have also been depicted in Table 3.8. It reveals that the real wage rates of the workers have increased during the seventh round in Cotton, Woollen, Silk and Synthetic Textile industries, whereas Jute Textile industry has recorded a decrease in real wage rates. The highest percentage change in real wage rates during seventh round i.e. 30.20 percent was reported in the Woollen Textiles, followed by 25.07 percent in Synthetic Textiles, 23.60 percent in Silk Textiles, 20.20 percent in Cotton Textiles and -15.85 percent was reported in Jute Textiles.

### Exhibit 3.6: Trend in Real Wage Rates in Textile Industries

Serial in order	Industries	Seventh Round (Rs.) <sup>+</sup>	Sixth Round (Rs.) <sup>+</sup>	%Change of Seventh Round Over Sixth Round	%Change of Sixth Round Over Fifth Round
1	Cotton Textiles	4.70	3.91	20.20	(-) 24.58
2	Woollen Textiles	5.82	4.47	30.20	1.15
3	Silk Textiles	5.29	4.28	23.60	5.93
4	Synthetic Textiles	46.39	37.09	25.07	17.01
5	Jute Textiles (*)	5.52	6.56	(-) 15.85	26.29

(\*) = Not comparable with previous rounds due to coverage of mesta & other natural fibres in addition to Jute Textiles.

<sup>+</sup> = The prices are at 1960 price.

#### 3.9 DEARNESS ALLOWANCE

Dearness Allowance (DA) is paid to the employees to compensate them for the erosion in their wages due to increase in the price level. The system of payment of DA has its own diversity and disparity in the pattern of payment of remuneration to employees. It not only differs from industry to industry but also within the same industry. A fairly large number of industrial establishments in the country pay a separate allowance known as the dearness allowance to supplement the wages of their employees. It includes any payment made to protect the employees against the inflation and rising prices, such as, dearness allowance (DA), variable dearness allowance (VDA), interim relief, dearness pay, etc. Since the payment of dearness allowance is not occupation specific, therefore, the information collected during the survey covered all the employees in the sample units.

#### 3.10 EXTENT OF DEARNESS ALLOWANCE PAYMENT

Industry-wise and stratum-wise, number of units paying DA as a separate component of wages/salaries is given in Table 3.9. For all textile industries taken together, 14.73 percent of units covered in the survey were paying dearness allowance as a separate component of wages/salaries. Among different textile industries, 16.51 percent units in Cotton Textiles, 10.68 percent units in Woollen Textiles, 13.59

percent units in Silk Textiles, 8.96 percent in Synthetic Textiles and 17.71 percent units in Jute Textiles were paying dearness allowance to their employees.

Out of the total units paying dearness allowance to their employees, 35.93 percent units were reported to be using CPI numbers brought out by Labour Bureau for payment of DA, whereas, 56.59 percent of the units were using CPI series brought out by State Governments and remaining 7.48 percent units were paying dearness allowance without using any CPI series. At the stratum level, all the units paying dearness allowance in Gujarat and Andhra Pradesh Strata of Cotton Textiles, Punjab Stratum of Woollen Textiles, Tamil Nadu Stratum of Silk Textiles, Rajasthan stratum of Synthetic Textiles and West Bengal stratum of Jute Textiles were using CPI number brought out by Labour Bureau.

Of the units using Labour Bureau CPI Numbers for payment of dearness allowance to their employees, 39.59 percent units were using CPI Numbers for Industrial workers (2001=100) and remaining, 60.41 percent were using CPI-IW (Other Base).

While analyzing data on the percentage use of Labour Bureau Consumer Price Index Centres, it is observed that 73.61 percent units were using All India Consumer Price Index Numbers (AICPI) and 26.39 percent were using others.

### 3.11 EXTENT OF EMPLOYEES RECEIVING DEARNESS ALLOWANCE

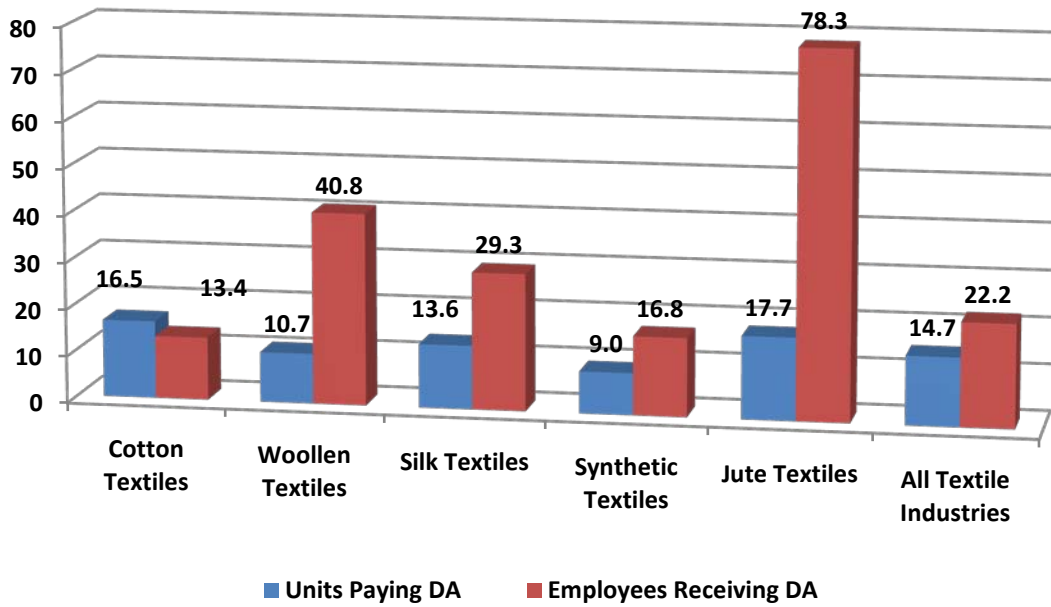
Table 3.10 reveals that 13.36 percent employees in Cotton Textiles, 40.84 percent employees in Woollen Textiles, 29.25 percent employees in Silk Textiles, 16.84 percent in Synthetic Textiles and 78.30 percent employees in Jute Textiles were getting dearness allowance. The lowest percentage of employees receiving dearness allowance i.e. 1.62 percent was in Tamil Nadu stratum of Jute Textiles. In overall textile sector, 22.17 percent of employees were receiving dearness allowance. Out of all the units paying dearness allowance in the textile industries, 79.86 percent of employees were receiving dearness allowance.

### 3.12 PERCENTAGE DISTRIBUTION OF UNITS PAYING DA BY CRITERION FOR PAYMENT OF DA

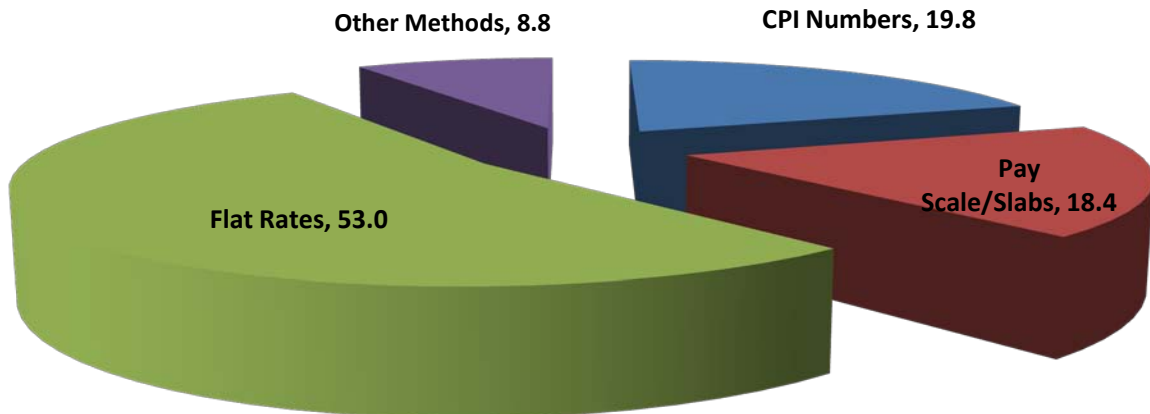
A number of methods and procedures are adopted by industrial units for compilation and payment of dearness allowance to its employees. The method followed by units are either according to changes in Consumer Price Index Numbers or linked to pay scales/slabs or paid at a flat rate or combination of all these systems. Distribution of units paying dearness allowance by system of payment is presented in Table 3.11.

A vast majority of units paying DA i.e. 14.73 percent units were paying dearness allowance according to variation in the Consumer Price Index Numbers. About 19.81 percent of the units paying DA on CPI numbers, 53.00 percent units were paying DA on flat rates, 18.44 percent units were paying DA on pay scale/slab system and 8.75 percent units were paying DA on other methods system.

**Exhibit 3.7: Percentage Units Paying DA & Employees Receiving DA in Industry**



**Exhibit 3.8: Percentage Units Paying DA by System of Payments**



## CHAPTER-IV PAYROLL EARNINGS

### 4.0 INTRODUCTION

Payroll earnings of workers in different occupations in an industry/region reflect the inter-industry and intra-industry differentials in income and socio-economic conditions of the workers. Data on earnings from payrolls of establishments refer to cash payments received by the workers from the employers. It includes remuneration paid to workers regularly in every wage period for normal working hours, overtime payment, bonus (production, incentive, attendance, etc.), dearness allowance, remuneration for time not worked (public holidays, sick leave and other paid leave), other cash allowances of a regular nature, and regular payments made in kind. Payments of irregular nature, such as, profit sharing bonus, ex-gratia payment, etc. are excluded from the scope of data on earnings. Similarly, payments made towards free housing, ex-gratia payments like gratuity, lay-off compensation, etc. are also excluded from the scope of earnings. The requisite information collected during the course of survey from a sample of workers drawn from each selected occupation in five selected textile industries is analyzed in succeeding paragraphs.

The information on average daily earnings, presented in this Chapter and elsewhere in the Report, relates to wages/earnings per manday paid for. For arriving at the figure of average daily earnings, the total payroll earnings in a pay period is divided by the total number of days paid for during the period i.e. the total number of days worked plus the number of days not worked but paid for.

### 4.1 AVERAGE DAILY EARNINGS BY SEXAGE

Average daily earnings of workers by sex have been presented in Table 4.1. The overall average daily earnings of men, women and all workers in the five textile Industries worked out to Rs. 401.94, Rs. 305.02 and Rs. 384.13, respectively.

The earnings of women workers were less than that of their men counterparts in all the textile industries, except in Silk Textiles where average daily earnings was reported as Rs. 525.19 as compared to Rs. 500.10 of male workers. However, at the stratum level, the average daily earnings of women workers were higher than their men counterparts in the Gujarat Stratum of Cotton Textiles, Residual Stratum of Woollen Textiles and Karnataka and Residual Strata of Silk Textiles Industry.

The average daily earnings of men workers were the highest at Rs. 500.10 in Silk Textiles, followed by Rs. 460.35 in Woollen Textiles. Similarly, the average daily earnings of women workers was also the highest at Rs. 525.19 in Silk Textiles, followed by Rs. 379.55 in Woollen textiles Industry, whereas the lowest average daily earnings of women workers at Rs. 252.92 was in Synthetic Textiles.

### Exhibit 4.1: Average Daily Earnings by Sexage

Industries	Average Daily Earnings (Rs.)		
	Men	Women	Combined
Cotton Textiles	380.92	314.40	363.97
Woollen Textiles	460.35	379.55	457.17
Silk Textiles	500.10	525.19	502.56
Synthetic Textiles	425.08	252.92	409.36
Jute Textiles	422.27	259.52	412.08
All Textile Industries	401.94	305.02	384.13

#### 4.2 AVERAGE DAILY EARNINGS OF TIME-RATED WORKERS BY SEXAGE

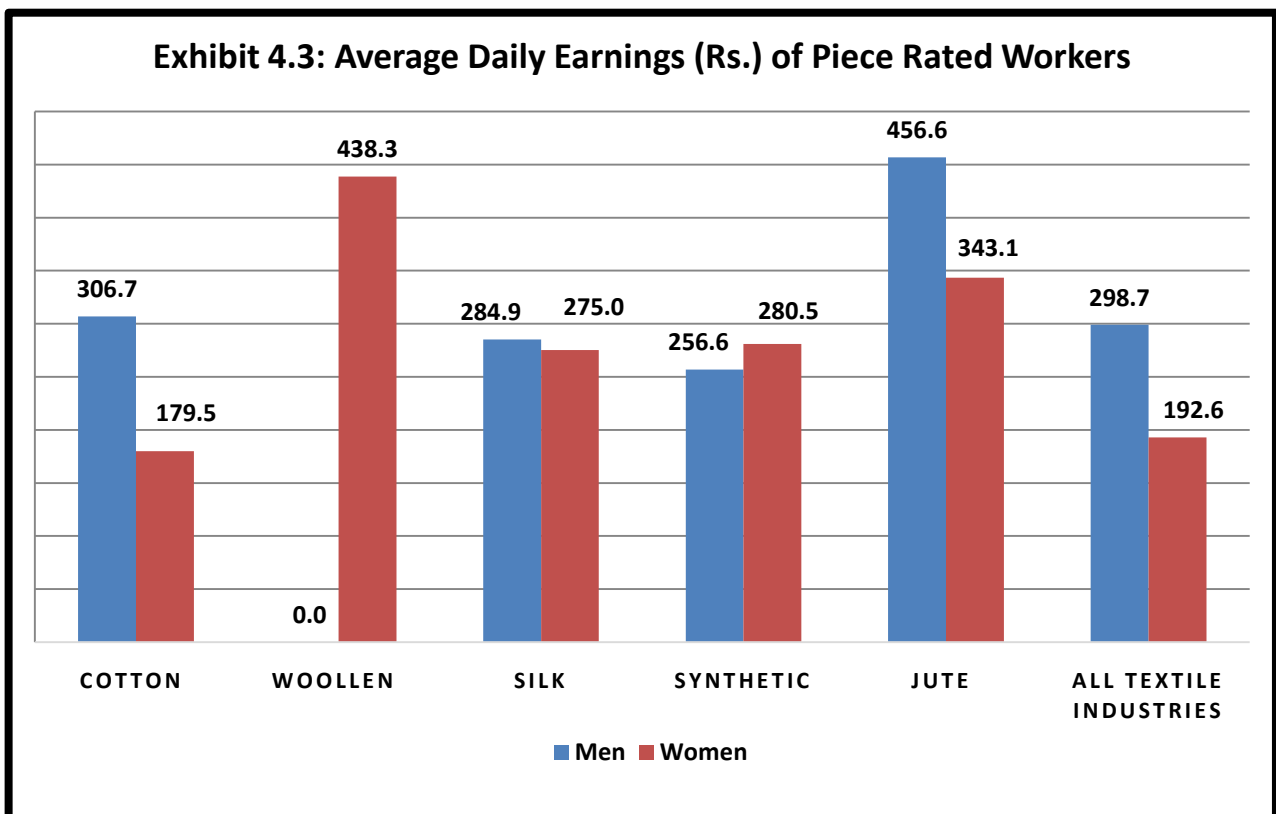
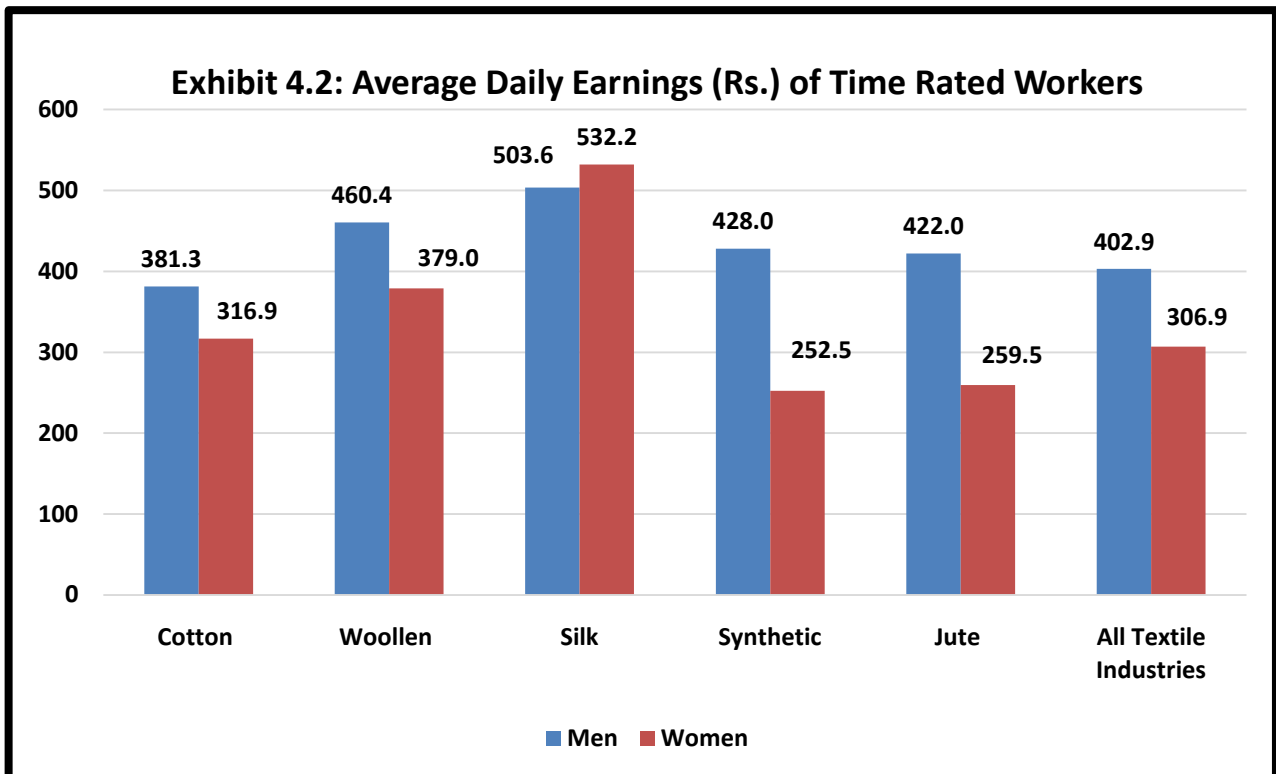
Average daily earnings of time-rated workers by sex have been presented in Table 4.2. The average daily earnings of time-rated men, women and all workers were recorded at Rs. 402.88, Rs. 306.94 and Rs. 385.37, respectively. Further, in time-rated category, average daily earnings of men workers were higher than that of their women counterparts in all the textile industries, except in Silk Textiles. The highest average daily earnings of time-rated men and women workers were reported in Silk Textiles at the rate of Rs. 503.59 and Rs. 532.16, respectively. The lowest average daily earnings of time-rated men and women workers were reported at the rate of Rs. 381.30 in Cotton Textiles and Rs. 252.49 in Synthetic Textiles, respectively.

#### 4.3 AVERAGE DAILY EARNINGS OF PIECE-RATED WORKERS BY SEXAGE

Sex-wise information on average daily earnings of piece-rated workers is given in Table 4.3. The average daily earnings of piece-rated men, women and all workers worked out to be Rs. 298.73, Rs. 192.63 and Rs. 267.36, respectively. The average daily earnings of piece-rated women workers was higher than that of their men counterparts at the rate of Rs. 438.34 in Woollen Textiles and Rs. 280.51 in Synthetic textiles,

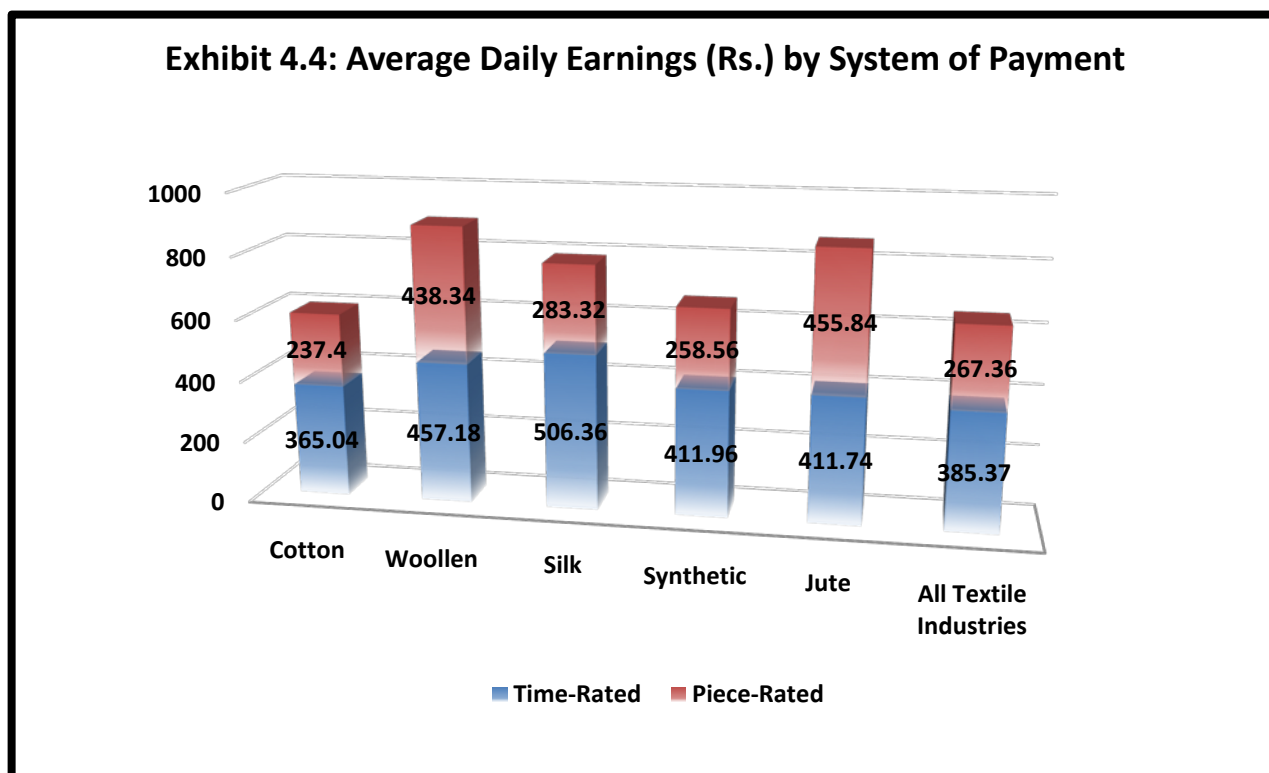


where piece-rated system of wage payment existed. The highest average daily earnings of piece-rated men and women workers were reported at the rate of Rs. 456.55 in Jute Textiles and Rs. 438.34 in Woollen Textiles, respectively and the lowest at the rate of Rs. 256.59 in Synthetic Textiles and Rs. 179.53 in Cotton Textiles, respectively.



#### 4.4 AVERAGE DAILY EARNINGS BY SYSTEM OF WAGE PAYMENT

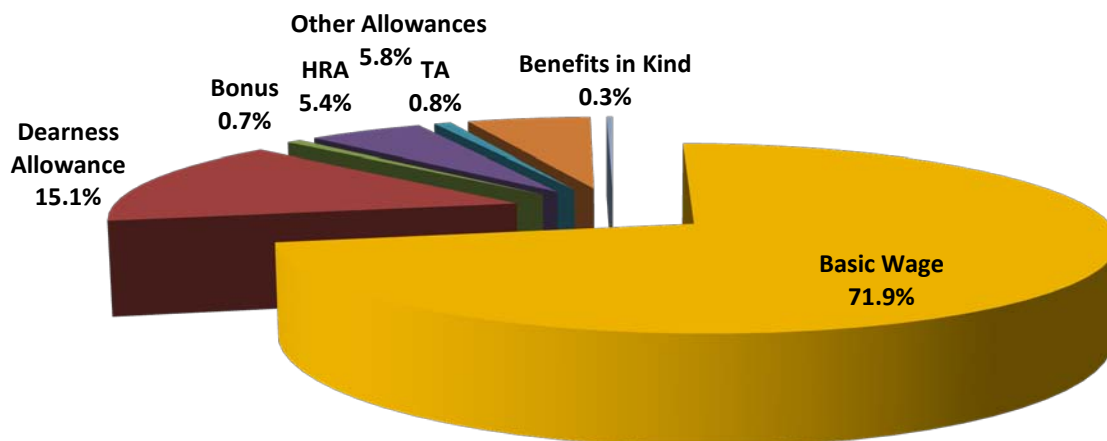
The average daily earnings of workers by system of wage payment are given in Table 4.4. For all textile industries taken together, the average daily earnings of time-rated workers (Rs. 385.37) were higher than that of the piece-rated workers (Rs. 267.36). At the industry level, the average daily earnings of piece-rated workers was more than that of their time-rated counterparts in Jute Textiles, whereas it was opposite in remaining textile industries. The highest average daily earnings of the time-rated workers was recorded at Rs. 506.36 in Silk Textiles, followed by Rs. 457.18 in Woollen Textiles, whereas the lowest average daily earnings of Rs. 365.04 was reported in Cotton Textiles.



#### 4.5 AVERAGE DAILY EARNINGS BY COMPONENTS

The average daily earnings by components are presented in Table 4.5. It may be seen from the Table that the basic wages and dearness allowance were the two main components of worker's earnings. Both these components taken together accounted for about 86.99 percent of total average daily earnings for all the five textile industries taken together. The other components of earnings in order of their percentage share in the total average daily earnings were other allowances (5.81 percent), house rent allowances (5.44 percent), travelling allowances (0.79 percent), bonus (0.68 percent) and benefits in kind (0.29 percent).

**Exhibit 4.5: Average Daily Earnings by Components**



#### 4.6 DISTRIBUTION OF WORKERS BY LEVELS OF AVERAGE DAILY EARNINGS

The distribution of workers by different groups of average daily earnings is shown in Table 4.6. The average daily earnings of about 51.88 percent of workers were Rs. 375.01 to 500.00 per day, followed by 27.06 percent workers between Rs. 250.01 to Rs. 375.00.

The percentage workers receiving the average daily earnings at the rate of Rs. 375.01 to 500.00 were 23.06 percent in Cotton textiles, 17.54 percent in Woollen textiles, 24.81 percent in Silk textiles, 16.00 percent in Synthetic Textiles and 52.56 percent in Jute Textiles.

At stratum level, 59.69 percent of the workers in West Bengal stratum of Jute Textiles earned Rs. 375.01 to 500.00 per day.

#### 4.7 DISTRIBUTION OF WORKERS BY WAGE LEVEL AND OCCUPATION

The percentage of workers in each occupation and the percentage of total wage bill accrued to them have been presented in Table 4.7. It is observed that in each Textile Industry, there were only few main occupations, which employed bulk of workers in that particular industry. These main occupations accounted for the major portion of the wage bill in the industry. In Cotton Textiles, five occupations viz., Helper, Bleaching & Finishing Line Operator, Spinner, Reliever (Weaver) and Winder accounted for 42.30 percent of the employment and 39.45 percent

of the wage bill as well. In Woollen Textiles, seven occupations viz., Compressor Operator, Helper, Supervisor, Picker/Ring Spinner, Milling Machine Man, Rag Cutting Machine Operator and Weaver, accounted for 59.55 percent of the employment and 59.00 percent of the wage bill in the industry. In Silk Textiles, six occupations viz., Helper, Supervisor, Combing Machine Operator, Operator, Weaver-Autoloom and Weaver-Ordinary, accounted for 57.79 percent of the employment and 61.67 percent of the wage bill in the industry. In Synthetic Textiles, four occupations viz., Helper, Supervisor, Machine Operator/Jigger and Miscellaneous, accounted for 41.08 percent and 41.52 percent of the wage bill in the industry. In Jute Textiles, five occupations viz., Coolie/Mazdoor, Helper, Hessian Warp/Weft Spinner, Sacking Loom Weaver and Warp Winder, accounted for 53.57 percent and 52.18 percent of the wage bill in the industry.

#### 4.8 AVERAGE DAILY EARNINGS OF WORKERS BY OCCUPATION AND SEXAGE

Average daily earnings of workers by occupation and sex have been presented in Table 4.8. The highest average daily earnings in different occupations were reported for Mech/Elec Foreman (Rs. 652.71) in Cotton Textiles; Khalashi (Rs. 761.91) in Woollen Textiles; Khalashi (Rs. 1005.46) in Silk Textiles; Mech/Elec Foreman (Rs. 724.85) in Synthetic Textiles and Tailor (Rs. 619.01) in Jute Textiles. On the other hand, the lowest average daily earnings were reported for Mercer Feeding Operator (Rs. 177.24) in Cotton Textiles; Sorter (Rs. 222.80) in Woollen Textiles; Picker (Rs. 123.17) in Silk Textiles; Doubler (Rs. 212.71) in Synthetic Textiles and for Apprentices/Trainees (Rs. 243.20) in Jute Textiles.

The women workers were reported to be employed in a few occupations in all the different textile industries covered in the survey. Out of 84 occupations in Cotton Textiles, women were employed in 63 occupations and their earnings were more than their men counterparts in 13 occupations, viz. Mech/Elec Foreman, Packer, Press Man, Watchman, Cutter, Bobbin Carrier, Drawing Frame Worker, Grinder/Flat Grinder, Piece Carrier, Reeler, Roller Coverer, Mistry/Kangani and Speed Frame Tenter. Out of 58 occupations in Woollen Textiles, women were employed in 27 occupations and their earnings were more than their men counterparts in 7 occupations, viz. Compressor Operator, Helper, Tailor, Apprentices/Trainees, Mule Minder/Spinner, Reeler/Knotter and Miscellaneous. Out of 58 occupations in Silk Textiles, women were employed in 25 occupations and their earnings were more than their men counterparts in 10 occupations, viz. Beltman/Stitcher/Mochi, Helper, Sweeper, Store keeper, Cloth Checker, Card Tenter, Finishman, Reeler, Stentering Machine Man and Miscellaneous. Out of 80 occupations in Synthetic Textiles, women were employed in 44 occupations and their earnings were more than their men counterparts in 7 occupations, viz. Compressor Operator, Electrician, Mech/Elec Foreman, Tailor, Creeler/Creel Boy, Sider/Two For One Tenter and Miscellaneous. Out of 70 occupations in Jute Textiles, women were employed in 33 occupations and their earnings were more than their men counterparts in 2 occupations, viz. Watchman and Softner Feeder.

#### 4.9 EARNINGS BY OCCUPATIONS, SEXAGE AND SYSTEM OF PAYMENT

Average daily earnings of workers by occupations, sex and system of payment have been presented in Tables 4.9, 4.10 and 4.11, respectively. Table 4.11 shows that the average daily earnings of piece-rated workers for all textile industries taken together were lower than the earnings of time-rated workers. The average daily earnings of piece-rated workers were less than time-rated workers in all the textile industries, except in Jute Textiles.

An analysis of data presented in Table 4.9, revealed that at occupation level, the average daily earnings of time-rated women workers were higher than that of their men counterparts in 13 occupations, viz. Mech/Elec Foreman, Packer, Press Man, Watchman, Cutter, Bobbin Carrier, Drawing Frame Worker, Grinder/Flat Grinder, Piece Carrier, Reeler, Roller Coverer, Mistry/Kangani and Speed Frame Tenter in Cotton Textiles; in 7 occupations, viz. Compressor Operator, Helper, Tailor, Apprentices/Trainees, Mule Minder/Spinner, Reeler/Knotter and Miscellaneous in Woollen Textiles; in 10 occupations, viz. Beltman/Stitcher/Mochi, Helper, Sweeper, Store Keeper, Cloth Checker, Card Tenter, Finishman, Reeler, Stentering Machine Man and Miscellaneous in Silk Textiles; in 7 occupations, viz. Compressor Operator, Electrician, Mech/Elec Foreman, Tailor, Creeler/Creel Boy, Sider/Two For one Tenter and Miscellaneous in Synthetic Textiles and in 2 occupations, viz. Watchman and Softner Feeder in Jute Textiles.

The average daily earnings of piece-rated workers by occupation and sex have been presented in Table 4.10. The average daily earnings of piece-rated women workers were more than men workers in Woollen Textiles and Synthetic Textiles for all occupations combined together. Moreover, the earnings of piece-rated women workers were more than that of their men counterparts in occupations, Spinner and Winder (All Types) of Cotton Textiles; Reeler/Knotter of Woollen Textiles; Printer-Machine/Hand of Silk Textiles and Packer/Yarn Packer, Weaver-Powerloom and Winder of Synthetic Textiles.

#### 4.10 EARNINGS BY OCCUPATIONS AND COMPONENTS OF WAGES

The average daily earnings of workers by components in each occupation are depicted in Table 4.12. It is observed that in all the occupations as well as at industry level, the basic wages and dearness allowance were the major components of the average daily earnings. Among other components of earning, other allowance and house rent allowance were paid in most of the occupations in all the textile industries with other allowances forming a substantial portion of the earnings. Bonus was being paid to various occupations in all the textile industries. Benefits-in-kind was also paid in most of the occupations of all the textile industries.

#### 4.11 TREND IN AVERAGE DAILY EARNINGS AND REAL EARNINGS OF WORKERS

The trend in average daily earnings of workers by sexage and system of wage payment over different rounds has been presented in Table 4.13.

It is seen that the average daily earnings have registered an increase in all Five Textile Industries in the current round as compared with the previous round.

In order to assess the improvement in the economic conditions of the workers, it is necessary to examine the data on real earnings. The real earnings for the workers have also been presented in the Table 4.13. The real earnings have been defined on the same line as the real wage rate defined in Chapter-III.

The Table shows the extent of increase in real earnings of workers in the year 2016 as compared to that in the year 2006. The Table reveals that the real earnings of the workers have increased in Cotton Textiles, Woollen Textiles, Silk Textiles and Synthetic Textiles Industries covered during 7<sup>th</sup> round of Occupational Wage Survey. However, real earnings decreased in Jute Textiles Industry. The highest percentage change in real earnings has been reported at 67.19 percent in Silk Textiles, followed by 35.10 percent in Cotton Textiles, 32.04 percent in Synthetic Textiles, 16.46 percent in Woollen Textiles and -14.16 percent in Jute Textiles.

**Exhibit 4.6: Trend in Real Earnings (Rs.) in Textile Industries**

Serial in order	Industries	Seventh Round (Rs.) <sup>+</sup>	Sixth Round (Rs.) <sup>+</sup>	%Change of Seventh Round Over Sixth Round	%Change of Sixth Round Over Fifth Round
1	Cotton Textiles	5.35	3.96	35.10	(-) 31.98
2	Woollen Textiles	6.72	5.77	16.46	32.85
3	Silk Textiles	7.39	4.42	67.19	14.39
4	Synthetic Textiles	47.06	35.64	32.04	8.04
5	Jute Textiles (*)	6.06	7.06	(-) 14.16	32.11

(\*) = Not comparable with previous rounds due to coverage of mesta & other natural fibres in addition to Jute Textiles.

(<sup>+</sup>) = The prices are at 1960 price.

## CHAPTER-V SPECIAL TABLES

### 5.1 COEFFICIENT OF VARIATION FOR WAGE RATES

The coefficient of variation is a measure of relative dispersion and defined as:

$$\text{Coefficient of Variation (CV)} = \frac{\text{Standard Deviation}}{\text{Mean}} \times 100$$

It is generally expressed in terms of percentage. The use of Coefficient of Variation is important due to the fact that the Mean and Standard Deviation tend to change together in many experiments. Also the Standard Deviation is not a very helpful measure of dispersion when studied alone for any distribution, in general. Hence, knowledge of relative variation i.e. coefficient of variation is valuable in evaluating the consistency of various parameters estimated in a survey.

The coefficient of variation of average daily maximum wage rates, average daily minimum wage rates and average daily mean wage rates have been presented in Table 5.1.

The coefficient of variation in average daily mean wage rates at industry level was observed to be 26.12 percent. The coefficient of variation in average daily minimum wage rates and average daily maximum wage rates were found to be 33.49 percent and 39.91 percent respectively.

From Table 5.1, at Industry level, the maximum coefficient of variation in average daily wage rates was observed at 37.68 percent in Silk Textiles, followed by Synthetic Textiles at 31.24 percent. The lowest coefficient of variation was reported in Woollen Textiles at 22.20 percent.

It may also, be seen from Table 5.1 that in average daily mean wage rates at Stratum level, the highest coefficient of variation at 56.60 percent was observed in Andhra Pradesh stratum of Silk Textiles,

followed by 43.03 percent in Rajasthan stratum of Synthetic Textiles. The minimum coefficient of variation was 7.49 percent in Residual stratum of Synthetic Textiles.

## 5.2 COEFFICIENT OF VARIATION IN AVERAGE DAILY EARNINGS BY OCCUPATIONS AND BETWEEN STRATA

For comparing the variations in the average earnings at industry, stratum and occupation level, the coefficient of variation in average daily earnings for all the strata and occupations in different industries were worked out. These have been presented in the Tables 5.2 and 5.3, respectively. The coefficient of variation for average daily earnings for some of the occupations could not be worked out because of the reason that only one worker was found employed in these occupations in a textile. The parameter for such occupations has been indicated by putting a dash (-) against these occupations.

It may be seen from Table 5.2 that at Industry level, the maximum coefficient of variation in average daily wage earnings was observed at 58.73 percent in Silk Textiles, followed by Synthetic Textiles at 46.23 percent. The lowest coefficient of variation was reported in Woollen Textiles at 39.45 percent. At stratum level, among the textile industries, the highest coefficient of variation at 81.90 percent was observed in Tamil Nadu stratum of Silk Textiles, followed by 62.15 percent in Residual stratum of Silk Textiles. The minimum coefficient of variation was 24.08 percent in West Bengal stratum of Jute Textiles.

Occupation-wise coefficient of variation in each industry have been presented in Table 5.3. The highest and lowest coefficient of variation in Cotton Textiles was reported in SBM Machine Man (93.41 percent) and Khalashi (3.31 percent) occupations, respectively. In Woollen Textiles, the highest and lowest coefficient of variation was reported in Cleaner (66.65 percent) and Gen/Turbo Operator (3.62 percent) occupations, respectively. The highest and lowest coefficient of variation in Silk Textiles was reported in Doubler (135.94 percent) and Beltman/Stitcher/Mochi (0.06 percent) occupations, respectively. The highest and lowest coefficient of variation in Synthetic Textiles was reported in Mach Operator-Jet Dyeing (75.34 percent) and Mistry/Kangani (0.30 percent) occupations, respectively. In Jute Textiles, the highest and lowest coefficient of variation was reported in Supervisor (76.89 percent) and Boiler Maker (0.33 percent) occupations, respectively.



### 5.3 WEIGHTING DIAGRAM FOR WAGE RATE INDEX NUMBERS

One of the main objective of the Occupational Wage Survey is to provide the bench mark data for constructing weighting diagram for the new series of the Wage Rate Index Numbers compiled by Labour Bureau. For the purpose, occupation-wise data on average daily employment and average daily mean wage rates within each stratum of an industry has been presented in Table 5.4. Average daily mean wage has been calculated as the mean of the average daily minimum and maximum wage rates.

**OCCUPATIONAL WAGE SURVEY  
SEVENTH ROUND**

**DETAILED TABLES**

**ON**

**FIVE TEXTILE INDUSTRIES  
(2017)**

TABLE 1.1

COVERAGE OF UNITS AND PERCENTAGE SHARE OF UNITS IN SAMPLE TO THE FRAME IN INDUSTRIES

Sl. No.	Industry/Stratum	Number of Units in						Percentage of Units in Sample to Frame
		Frame			Sample			
		Upper	Lower	Total	Upper	Lower	Total	
1	2	3	4	5	6	7	8	9
I.	Cotton Textiles	871	3248	4119	58	206	264	6.41
	1 Punjab	55	96	151	4	6	10	6.62
	2 Rajasthan	34	384	418	2	25	27	6.46
	3 Gujarat	75	157	232	5	10	15	6.47
	4 Maharashtra	119	384	503	8	25	33	6.56
	5 Andhra Pradesh	67	78	145	4	6	10	6.90
	6 Tamil Nadu	358	1565	1923	24	101	125	6.50
	7 Residual	163	584	747	11	33	44	5.89
II.	Woollen Textiles	36	245	281	14	122	136	48.40
	1 Punjab	3	54	57	2	27	29	50.88
	2 Haryana	3	54	57	2	27	29	50.88
	3 Rajasthan	1	93	94	0	46	46	48.94
	4 Residual	29	44	73	10	22	32	43.84
III.	Silk Textiles	44	140	184	19	65	84	45.65
	1 Maharashtra	7	19	26	3	9	12	46.15
	2 Andhra Pradesh	0	21	21	0	10	10	47.62
	3 Karnataka	13	26	39	5	12	17	43.59
	4 Tamil Nadu	2	26	28	1	12	13	46.43
	5 Residual	22	48	70	10	22	32	45.71
IV.	Synthetic Textiles	311	1006	1317	50	172	222	16.86
	1 Rajasthan	29	127	156	5	22	27	17.31
	2 Gujarat	161	402	563	27	68	95	16.87
	3 Dadra & N Haveli	28	69	97	4	12	16	16.49
	4 Maharashtra	29	137	166	4	24	28	16.87
	5 Residual	64	271	335	10	46	56	16.72
V.	Jute Textiles	77	465	542	23	89	112	20.66
	1 West Bengal	54	27	81	17	7	24	29.63
	2 Tamil Nadu	1	204	205	0	24	24	11.71
	3 Residual	22	234	256	6	58	64	25.00
All Textile Industries		1339	5104	6443	164	654	818	12.70

TABLE 2.1  
CATEGORY-WISE EMPLOYMENT DISTRIBUTION IN INDUSTRIES

Sl. No.	Industry/Stratum	Number of WORKERS in		Total Employment
		Manual	Non-Manual	
1	2	3	4	5
I.	Cotton Textiles	779201	168219	947420
	1 Punjab	46124	7086	53210
	2 Rajasthan	76089	21409	97498
	3 Gujarat	90984	61285	152269
	4 Maharashtra	73980	10215	84195
	5 Andhra Pradesh	45363	6961	52324
	6 Tamil Nadu	296445	27600	324045
	7 Residual	150216	33663	183879
II.	Woollen Textiles	17341	2665	20006
	1 Punjab	3208	368	3576
	2 Haryana	1638	128	1766
	3 Rajasthan	2406	218	2624
	4 Residual	10089	1951	12040
III.	Silk Textiles	9062	1340	10402
	1 Maharashtra	1312	216	1528
	2 Andhra Pradesh	160	16	176
	3 Karnataka	2966	474	3440
	4 Tamil Nadu	424	46	470
	5 Residual	4200	588	4788
IV.	Synthetic Textiles	346971	67620	414591
	1 Rajasthan	47346	11790	59136
	2 Gujarat	135060	24120	159180
	3 Dadra & N Haveli	43833	12192	56025
	4 Maharashtra	21432	3846	25278
	5 Residual	99300	15672	114972
V.	Jute Textiles	169695	10344	180039
	1 West Bengal	129836	4890	134726
	2 Tamil Nadu	9927	630	10557
	3 Residual	29932	4824	34756
All Textile Industries		1322270	250188	1572458

TABLE 2.2  
PERCENTAGE DISTRIBUTION OF WORK FORCE IN INDUSTRIES BY SEXAGE

Sl. No.	Industry/Stratum	Estimated Total No. of Workers	Percentage distn of Workers	Percentage of Workers			
				Men	Women	Adole-scents	Children
1	2	3	4	5	6	7	8
I.	Cotton Textiles	779201	58.93	74.14	25.86	-	-
	1 Punjab	46124	3.49	89.04	10.96	-	-
	2 Rajasthan	76089	5.75	96.18	3.82	-	-
	3 Gujarat	90984	6.88	99.74	0.26	-	-
	4 Maharashtra	73980	5.59	88.32	11.68	-	-
	5 Andhra Pradesh	45363	3.43	77.05	22.95	-	-
	6 Tamil Nadu	296445	22.42	47.42	52.58	-	-
	7 Residual	150216	11.36	87.76	12.24	-	-
II.	Woollen Textiles	17341	1.31	95.80	4.20	-	-
	1 Punjab	3208	0.24	96.76	3.24	-	-
	2 Haryana	1638	0.12	86.69	13.31	-	-
	3 Rajasthan	2406	0.18	93.10	6.90	-	-
	4 Residual	10089	0.76	97.62	2.38	-	-
III.	Silk Textiles	9062	0.69	90.20	9.80	-	-
	1 Maharashtra	1312	0.10	87.65	12.35	-	-
	2 Andhra Pradesh	160	0.01	52.50	47.50	-	-
	3 Karnataka	2966	0.22	87.39	12.61	-	-
	4 Tamil Nadu	424	0.03	66.51	33.49	-	-
	5 Residual	4200	0.32	96.81	3.19	-	-
IV.	Synthetic Textiles	346971	26.24	89.12	10.88	-	-
	1 Rajasthan	47346	3.58	65.06	34.94	-	-
	2 Gujarat	135060	10.21	99.10	0.90	-	-
	3 Dadra & N Haveli	43833	3.31	98.19	1.81	-	-
	4 Maharashtra	21432	1.62	97.06	2.94	-	-
	5 Residual	99300	7.51	81.31	18.69	-	-
V.	Jute Textiles	169695	12.83	93.77	6.23	-	-
	1 West Bengal	129836	9.82	99.52	0.48	-	-
	2 Tamil Nadu	9927	0.75	25.20	74.80	-	-
	3 Residual	29932	2.26	91.57	8.43	-	-
All Textile Industries		1322270	100.00	80.98	19.02	-	-

TABLE 2.3  
PERCENTAGE DISTRIBUTION OF WORK FORCE IN INDUSTRIES BY THE SYSTEM OF WAGE PAYMENT

Sl. No.	Industry/Stratum	Estimated Total No. of Workers	Percentage of Workers	
			Time Rated	Piece Rated
1	2	3	4	5
I.	Cotton Textiles	779201	99.17	0.83
	1 Punjab	46124	100.00	0.00
	2 Rajasthan	76089	100.00	0.00
	3 Gujarat	90984	100.00	0.00
	4 Maharashtra	73980	100.00	0.00
	5 Andhra Pradesh	45363	100.00	0.00
	6 Tamil Nadu	296445	99.88	0.12
	7 Residual	150216	95.91	4.09
II.	Woollen Textiles	17341	99.97	0.03
	1 Punjab	3208	100.00	0.00
	2 Haryana	1638	100.00	0.00
	3 Rajasthan	2406	99.75	0.25
	4 Residual	10089	100.00	0.00
III.	Silk Textiles	9062	98.08	1.92
	1 Maharashtra	1312	100.00	0.00
	2 Andhra Pradesh	160	58.75	41.25
	3 Karnataka	2966	100.00	0.00
	4 Tamil Nadu	424	97.64	2.36
	5 Residual	4200	97.67	2.33
IV.	Synthetic Textiles	346971	96.67	3.33
	1 Rajasthan	47346	99.82	0.18
	2 Gujarat	135060	99.76	0.24
	3 Dadra & N Haveli	43833	100.00	0.00
	4 Maharashtra	21432	99.94	0.06
	5 Residual	99300	88.77	11.23
V.	Jute Textiles	169695	99.25	0.75
	1 West Bengal	129836	100.00	0.00
	2 Tamil Nadu	9927	99.91	0.09
	3 Residual	29932	95.75	4.25
All Textile Industries		1322270	98.52	1.48

TABLE 2.4  
PERCENTAGE DISTRIBUTION OF THE TIME-RATED WORKERS IN INDUSTRIES BY SEXAGE

Sl. No.	Industry/Stratum	Estimated Total No. of Time Rated Workers	Percentage of Workers			
			Men	Women	Adole- scents	Children
1	2	3	4	5	6	7
I.	Cotton Textiles	772718	74.38	25.62	-	-
	1 Punjab	46124	89.04	10.96	-	-
	2 Rajasthan	76089	96.18	3.82	-	-
	3 Gujarat	90984	99.74	0.26	-	-
	4 Maharashtra	73980	88.32	11.68	-	-
	5 Andhra Pradesh	45363	77.05	22.95	-	-
	6 Tamil Nadu	296100	47.41	52.59	-	-
	7 Residual	144078	89.59	10.41	-	-
II.	Woollen Textiles	17335	95.84	4.16	-	-
	1 Punjab	3208	96.76	3.24	-	-
	2 Haryana	1638	86.69	13.31	-	-
	3 Rajasthan	2400	93.33	6.67	-	-
	4 Residual	10089	97.62	2.38	-	-
III.	Silk Textiles	8888	90.30	9.70	-	-
	1 Maharashtra	1312	87.65	12.35	-	-
	2 Andhra Pradesh	94	42.55	57.45	-	-
	3 Karnataka	2966	87.39	12.61	-	-
	4 Tamil Nadu	414	65.70	34.30	-	-
	5 Residual	4102	96.83	3.17	-	-
IV.	Synthetic Textiles	335403	90.54	9.46	-	-
	1 Rajasthan	47262	65.10	34.90	-	-
	2 Gujarat	134736	99.10	0.90	-	-
	3 Dadra & N Haveli	43833	98.19	1.81	-	-
	4 Maharashtra	21420	97.05	2.95	-	-
	5 Residual	88152	85.73	14.27	-	-
V.	Jute Textiles	168414	93.73	6.27	-	-
	1 West Bengal	129836	99.52	0.48	-	-
	2 Tamil Nadu	9918	25.14	74.86	-	-
	3 Residual	28660	91.22	8.78	-	-
All Textile Industries		1302758	81.44	18.56	-	-

TABLE 2.5  
PERCENTAGE DISTRIBUTION OF THE PIECE-RATED WORKERS IN INDUSTRIES BY SEXAGE

Sl. No.	Industry/Stratum	Estimated Total No. of Piece Rated Workers	Percentage of Workers			
			Men	Women	Adolescents	Children
1	2	3	4	5	6	7
I.	Cotton Textiles	6483	45.49	54.51	-	-
	1 Tamil Nadu	345	56.52	43.48	-	-
	2 Residual	6138	44.87	55.13	-	-
II.	Woollen Textiles	6	-	100.00	-	-
	1 Rajasthan	6	-	100.00	-	-
III.	Silk Textiles	174	85.06	14.94	-	-
	1 Andhra Pradesh	66	66.67	33.33	-	-
	2 Tamil Nadu	10	100.00	-	-	-
	3 Residual	98	95.92	4.08	-	-
IV.	Synthetic Textiles	11568	47.93	52.07	-	-
	1 Rajasthan	84	42.86	57.14	-	-
	2 Gujarat	324	100.00	-	-	-
	3 Maharashtra	12	100.00	-	-	-
	4 Residual	11148	46.39	53.61	-	-
V.	Jute Textiles	1281	99.38	0.62	-	-
	1 Tamil Nadu	9	100.00	-	-	-
	2 Residual	1272	99.37	0.63	-	-
All Textile Industries		19512	50.81	49.19	-	-



TABLE 2.6  
PERCENTAGE DISTRIBUTION OF WORKERS IN MAJOR OCCUPATIONS BY INDUSTRIES

Sl. No.	Occupation	Percentage of Workers					
		Cotton	Woollen	Silk	Synthetic	Jute	All Ind.
1	Beltman/Stitcher/Mo	0.01	-	0.62	-	0.24	0.04
2	Blacksmith	-	0.03	-	-	0.01	0.00
3	Boiler Attendant	0.28	0.39	0.24	0.81	0.03	0.39
4	Boiler Maker	-	-	-	0.06	0.06	0.02
5	Carpenter	0.02	0.01	0.04	0.03	0.14	0.04
6	Checker	3.05	0.51	0.29	1.20	0.28	2.16
7	Compressor Operator	1.88	5.19	0.51	2.16	0.13	1.76
8	Coolie/Mazdoor	1.18	1.10	0.86	4.13	19.59	4.32
9	Driver	0.81	0.67	0.26	0.54	0.19	0.65
10	Electrician	1.56	1.45	0.97	1.10	0.44	1.29
11	Fireman	0.03	0.02	0.02	0.14	0.04	0.06
12	Fitter	2.62	2.16	2.37	3.07	1.90	2.64
13	Mech/Elec Foreman	1.36	0.98	0.04	1.24	0.17	1.16
14	Helper	13.01	19.21	13.52	17.98	3.99	13.24
15	Loader/Unloader	0.32	0.81	2.45	0.27	0.05	0.29
16	Mistry/Kangani	0.06	-	0.07	0.06	1.74	0.28
17	Mason	0.03	-	-	0.01	0.01	0.02
18	Mechanic (General)	1.60	0.98	0.76	0.37	1.60	1.26
19	Motor Mechanic	0.02	-	-	0.06	-	0.03
20	Oilman/Greaser	0.19	0.07	0.02	0.03	0.33	0.16
21	Packer	2.00	1.03	1.30	0.12	0.19	1.26
22	Painter	0.01	0.23	0.04	0.29	-	0.08
23	Picker	0.18	0.07	0.04	0.20	0.40	0.21
24	Plumber	0.02	0.02	-	0.03	0.01	0.02
25	Press Man	0.06	0.12	-	0.08	0.19	0.08
26	Pump Attendant	0.05	-	-	-	-	0.03
27	Sign Maker	-	-	-	-	0.07	0.01
28	Sorter	0.02	0.16	-	-	-	0.01
29	Supervisor	2.40	4.85	4.12	4.90	0.50	2.86
30	Sweeper	2.32	0.36	0.38	0.94	0.45	1.68
31	Switch Board Atteda	0.01	-	-	0.01	0.01	0.01
32	Tailor	0.36	0.07	2.87	0.12	0.04	0.27
33	Turner	0.01	0.06	0.02	0.02	0.04	0.02
34	Watchman	1.44	1.68	1.35	1.09	0.48	1.23
35	Welder	0.11	0.03	0.07	0.05	0.05	0.08
36	Wireman	0.16	-	-	0.05	0.06	0.11
37	Machine Man	-	-	0.15	3.46	-	0.91
38	Cutter	0.01	-	-	-	-	0.00
39	Af. Treat. Plant Op	0.14	-	-	0.04	0.01	0.09
40	Gen./Turbo Operator	0.05	0.06	-	-	0.34	0.07
41	Khalashi	0.02	0.03	0.02	0.03	0.14	0.04
42	Store Keeper	0.41	0.27	0.35	0.21	0.03	0.31
43	Apprentices/Trainee	0.43	0.52	0.68	1.42	0.89	0.75
44	Back Sizer	1.13	-	-	-	-	0.67
45	Bale Breaker/Feeder	1.31	-	-	-	-	0.77

Table 2.6

Sl. No.	Occupation	Percentage of Workers					All Ind.
		Cotton	Woollen	Silk	Synthetic	Jute	
46	Baler	0.12	-	-	-	-	0.07
47	Bobbin carrier	0.13	-	-	-	-	0.08
48	Beam Carrier	0.60	-	-	-	-	0.35
49	Bleaching and Finis	6.58	-	-	-	-	3.88
50	Can Tenter/Card Ten	1.71	-	-	-	-	1.01
51	Creeler/Creel Boy	0.55	-	-	-	-	0.32
52	Comber Tenter	1.45	-	-	-	-	0.85
53	Color Man	0.40	-	-	-	-	0.24
54	Doffing Boy/Doffer	0.01	-	-	-	-	0.01
55	Drawer-In	0.26	-	-	-	-	0.16
56	Drawing Frame Worke	1.26	-	-	-	-	0.74
57	Dyeing Operator	1.35	-	-	-	-	0.79
58	Examiner	0.12	-	-	-	-	0.07
59	Front Sizer	0.58	-	-	-	-	0.34
60	Fog Machine Man	0.30	-	-	-	-	0.18
61	Godown Mixing Atten	1.05	-	-	-	-	0.62
62	Grinder/Flat Grinde	0.08	-	-	-	-	0.05
63	Head Jobber/Supervi	0.57	-	-	-	-	0.33
64	HTHP Machine Man	0.44	-	-	-	-	0.26
65	Heald/Reed Repairer	0.03	-	-	-	-	0.02
66	Inter Tenter/Double	0.90	-	-	-	-	0.53
67	Jobber	0.89	-	-	-	-	0.53
68	Knotter/Knotex Mach	0.60	-	-	-	-	0.35
69	Lap/Can Carrier	0.31	-	-	-	-	0.19
70	Mercer. Feeding Op	0.06	-	-	-	-	0.04
71	Piece Carrier	0.95	-	-	-	-	0.56
72	Reacher	0.04	-	-	-	-	0.02
73	Reeler	2.35	-	-	-	-	1.39
74	Ring Doffer	3.57	-	-	-	-	2.10
75	Ring piecer/Ring fr	2.37	-	-	-	-	1.40
76	Roller Coverer	0.39	-	-	-	-	0.23
77	Slubbing/Simplex Te	1.82	-	-	-	-	1.07
78	Spinner	9.85	-	-	-	-	5.80
79	Stripper	0.41	-	-	-	-	0.24
80	SBM Machine Man	0.13	-	-	-	-	0.08
81	Silver/Ribbon Lap T	0.03	-	-	-	-	0.02
82	Speed Frame Tenter	0.66	-	-	-	-	0.39
83	Stitcher	0.92	-	-	-	-	0.54
84	Warper (All Types)	0.65	-	-	-	-	0.38
85	Reliever (Weaver)	4.49	-	-	-	-	2.65
86	Winder (All Types)/	8.12	-	-	-	-	4.79
87	Weft Carrier-cum-Em	0.40	-	-	-	-	0.23
88	Blendman	-	1.43	-	-	-	0.02
89	Bobbin Setter	-	1.21	-	-	-	0.02
90	Card/Hopper Feeder	-	3.09	-	-	-	0.04
91	Cleaner	-	0.68	-	-	-	0.01
92	Condenser Man	-	1.03	-	-	-	0.01
93	Darner/Cloth Minder	-	0.18	-	-	-	0.00
94	Doffer/Fly Frame	-	0.80	-	-	-	0.01
95	Drawing Man	-	0.46	-	-	-	0.01
96	Felter	-	0.14	-	-	-	0.00

Table 2.6

Sl. No.	Occupation	Percentage of Workers					
		Cotton	Woollen	Silk	Synthetic	Jute	All Ind.
97	Gill Box Man	-	0.89	-	-	-	0.01
98	Line Mistry	-	2.42	-	-	-	0.03
99	Milling Machine Man	-	6.06	-	-	-	0.08
100	Mule Minder/Spinner	-	3.14	-	-	-	0.04
101	Picker/Clipper Perc	-	2.60	-	-	-	0.03
102	Picker/Ring Spinner	-	11.82	-	-	-	0.16
103	Rag Cutting Mach Op	-	5.78	-	-	-	0.08
104	Reeler/Knotter	-	1.72	-	-	-	0.02
105	Roving machine Man	-	0.39	-	-	-	0.01
106	Scouring Machine Ma	-	0.48	-	-	-	0.01
107	Twister/Doubler	-	0.28	-	-	-	0.00
108	Warper	-	0.97	-	-	-	0.01
109	Weaver	-	6.44	-	-	-	0.08
110	Weaver-Hand Loom	-	0.10	-	-	-	0.00
111	Weaver-Power Loom	-	1.19	-	-	-	0.02
112	Winder	-	0.93	-	-	-	0.01
113	Wool Dyer	-	2.23	-	-	-	0.03
114	Colour Mixer	-	-	0.77	-	-	0.01
115	Cooker	-	-	0.26	-	-	0.00
116	Creeler/Creel Boy	-	-	0.18	-	-	0.00
117	Cloth Checker	-	-	3.00	-	-	0.02
118	Card Tenter	-	-	0.04	-	-	0.00
119	Combing Machine Op	-	-	17.06	-	-	0.12
120	Doubler	-	-	0.33	-	-	0.00
121	Drawer-In	-	-	0.31	-	-	0.00
122	Finishman	-	-	0.38	-	-	0.00
123	Fleyer/Ring Frame O	-	-	0.02	-	-	0.00
124	Hand Folder	-	-	0.40	-	-	0.00
125	Head Jobber	-	-	0.11	-	-	0.00
126	Jiggerman	-	-	0.65	-	-	0.00
127	Jobber	-	-	0.90	-	-	0.01
128	Knotter	-	-	0.18	-	-	0.00
129	Operator	-	-	9.98	-	-	0.07
130	Printer-Machine/Han	-	-	2.21	-	-	0.02
131	Reacher	-	-	0.07	-	-	0.00
132	Reeler	-	-	3.80	-	-	0.03
133	Silk Cleaner	-	-	0.42	-	-	0.00
134	Sorter	-	-	1.34	-	-	0.01
135	Stentering Machine	-	-	1.08	-	-	0.01
136	Twister	-	-	1.71	-	-	0.01
137	Warper	-	-	0.88	-	-	0.01
138	Washer	-	-	0.26	-	-	0.00
139	Weaver-Auto Loom	-	-	5.75	-	-	0.04
140	Weaver-Ordinary	-	-	7.44	-	-	0.05
141	Winder	-	-	3.42	-	-	0.02
142	Blender/Bale Breake	-	-	-	1.53	-	0.40
143	Back Sizer	-	-	-	0.10	-	0.03
144	Bobbin Carrier	-	-	-	0.14	-	0.04
145	Beam Dying Mach Op	-	-	-	2.17	-	0.57
146	Card Tenter/Strippe	-	-	-	0.43	-	0.11
147	Checker	-	-	-	2.81	-	0.74

Table 2.6

Sl. No.	Occupation	Percentage of Workers					
		Cotton	Woollen	Silk	Synthetic	Jute	All Ind.
148	Creeler/Creel Boy	-	-	-	0.13	-	0.03
149	Cutting Machine Man	-	-	-	0.12	-	0.03
150	Darner/Looker Clip	-	-	-	0.34	-	0.09
151	Doffing Boy/Doffer	-	-	-	3.74	-	0.98
152	Drawer-In	-	-	-	1.73	-	0.45
153	Drawing Frame Tente	-	-	-	0.43	-	0.11
154	Doubler	-	-	-	0.10	-	0.03
155	Finisher/Line Boy	-	-	-	0.95	-	0.25
156	Front Sizer/Sizer	-	-	-	0.19	-	0.05
157	Grinder-Carding Mac	-	-	-	0.33	-	0.09
158	Head Jobber	-	-	-	1.95	-	0.51
159	Jobber/Fancy Jobber	-	-	-	2.70	-	0.71
160	Lot Maker/Preparer	-	-	-	0.08	-	0.02
161	Machine Folder	-	-	-	0.38	-	0.10
162	Machine Op/Jigger	-	-	-	12.19	-	3.20
163	Packer/Yarn Packer	-	-	-	0.98	-	0.26
164	Printing Machine Op	-	-	-	0.73	-	0.19
165	Reacher	-	-	-	0.22	-	0.06
166	Reeler	-	-	-	0.59	-	0.15
167	Ring Doffer	-	-	-	0.12	-	0.03
168	Ring Piecer/Frame T	-	-	-	0.36	-	0.09
169	Roller Coverer	-	-	-	0.04	-	0.01
170	Simplex Tenter	-	-	-	0.32	-	0.08
171	Stenter Operator	-	-	-	0.25	-	0.07
172	Spinner	-	-	-	1.09	-	0.29
173	Tape Man	-	-	-	-	-	0.00
174	Sider/Two For One T	-	-	-	1.17	-	0.31
175	Twister-Thrower	-	-	-	0.01	-	0.00
176	Warper-All Types	-	-	-	1.13	-	0.30
177	Weaver-Power Loom	-	-	-	2.56	-	0.67
178	Weaver-High Speed	-	-	-	0.54	-	0.14
179	Weft Distributor	-	-	-	0.13	-	0.03
180	Winder	-	-	-	3.90	-	1.02
181	Mach Op-Draw Textur	-	-	-	0.26	-	0.07
182	Mach Op-Draw Twiste	-	-	-	0.53	-	0.14
183	Mach Op-Jet Dyeing	-	-	-	0.85	-	0.22
184	Beamer	-	-	-	-	2.29	0.29
185	Breaker Feeder	-	-	-	-	1.68	0.22
186	Beamer Tier & Joine	-	-	-	-	1.11	0.14
187	Breaker Receiver	-	-	-	-	0.94	0.12
188	Calander Feeder/Man	-	-	-	-	0.63	0.08
189	Cop Winder	-	-	-	-	2.08	0.27
190	Finisher & Receiver	-	-	-	-	1.87	0.24
191	First Drawing Recei	-	-	-	-	0.75	0.10
192	First Pressman	-	-	-	-	0.41	0.05
193	Hand Sewer	-	-	-	-	1.43	0.18
194	Head Mistry/Charge	-	-	-	-	1.14	0.15
195	Head Sirdar/Supervi	-	-	-	-	1.14	0.15
196	Hessian Warp/Weft S	-	-	-	-	4.14	0.53
197	Heamming Machine Op	-	-	-	-	2.03	0.26
198	Pickerman/Ankarwall	-	-	-	-	1.19	0.15

Table 2.6

Sl. No.	Occupation	Percentage of Workers					All Ind.
		Cotton	Woollen	Silk	Synthetic	Jute	
199	Pin Boy/Bar Boy	-	-	-	-	0.13	0.02
200	Root Cutter	-	-	-	-	0.80	0.10
201	Sacking Loom Weaver	-	-	-	-	16.61	2.13
202	Sacking Weft Spinne	-	-	-	-	3.35	0.43
203	Sectional Sirdar	-	-	-	-	2.52	0.32
204	Selector	-	-	-	-	0.64	0.08
205	Sewing Machine Op	-	-	-	-	2.88	0.37
206	Softner Feeder	-	-	-	-	1.02	0.13
207	Softner Receiver	-	-	-	-	0.39	0.05
208	Sp Shifter/Bobbin C	-	-	-	-	3.85	0.49
209	Starchman	-	-	-	-	0.17	0.02
210	Teaser Feeder	-	-	-	-	0.13	0.02
211	Twister/Doubler	-	-	-	-	0.27	0.03
212	Warp Winder	-	-	-	-	9.25	1.19
213	Miscellaneous	1.84	0.37	2.60	5.38	0.32	2.56
Total		100.00	100.00	100.00	100.00	100.00	100.00

TABLE 2.7  
TREND IN COMPOSITION OF WORKERS IN INDUSTRIES BY SEX-AGE AND SYSTEM OF WAGE  
PAYMENT

Sl. No.	Industry/ OWS Round No./ Reference Year	Estimated Total Number of Workers	Percentage of Workers				By System of Wage Payment	
			By Sex-age Group				Time Rated	Piece Rated
1	2	3	Men	Women	Adole- Scent	Child- ren		
<b>I. Cotton Textiles</b>								
	First Round(1958)	895600	92.80	7.20	-	-	56.70	43.30
	Second Round(1963)	829542	94.60	5.40	-	-	60.60	39.40
	Third Round(1975)	788000	94.90	5.06	0.04	-	62.44	37.56
	Fourth Round(1987)	950732	95.70	4.30	-	-	71.74	28.26
	Fifth Round(1994)	628301	92.81	7.19	-	-	78.08	21.92
	Sixth Round(2006)	433265	80.69	19.31	-	-	95.22	4.78
	Seventh Round(2016)	779201	74.14	25.86	-	-	99.17	0.83
<b>II. Woollen Textiles</b>								
	First Round(1958)	18600	95.60	4.40	-	-	63.70	36.30
	Second Round(1963)	31270	92.30	7.70	-	-	71.30	28.70
	Third Round(1975)	32000	95.88	4.11	-	0.01	68.75	31.25
	Fourth Round(1987)	52384	94.45	5.55	-	-	80.60	19.40
	Fifth Round(1994)	37228	96.80	3.20	-	-	88.00	12.00
	Sixth Round(2006)	25243	98.60	1.40	-	-	99.19	0.81
	Seventh Round(2016)	17341	95.80	4.20	-	-	99.97	0.03
<b>III. Silk Textiles</b>								
	First Round(1958)	61100	91.80	8.10	-	0.10	49.20	50.80
	Second Round(1963)	65809	92.90	6.90	-	0.20	53.30	46.70
	Third Round(1975)	66000	95.92	4.02	0.04	0.02	66.67	33.33
	Fourth Round(1986)	24030	68.96	31.04	-	-	83.72	16.28
	Fifth Round(1994)	12965	74.13	25.87	-	-	68.52	31.48
	Sixth Round(2006)	20146	96.80	3.20	-	-	85.72	14.28
	Seventh Round(2016)	9062	90.20	9.80	-	-	98.08	1.92
<b>IV. Synthetic Textiles</b>								
	Fourth Round(1987)	307216	97.61	2.39	-	-	71.79	28.21
	Fifth Round(1994)	173893	97.40	2.60	-	-	84.01	15.99
	Sixth Round(2006)	136932	96.57	3.43	-	-	96.78	3.22
	Seventh Round(2016)	346971	89.12	10.88	-	-	96.67	3.33

Table 2.7

Sl. No.	Industry/ OWS Round No./ Reference Year	Estimated Total Number of Workers	Percentage of Workers					
			By Sex-age Group				By System of Wage Payment	
			Men	Women	Adole- Scent	Child- ren	Time Rated	Piece Rated
1	2	3	4	5	6	7	8	9

## V. Jute Textiles (\*)

First Round(1958)	251700	96.00	4.00	-	-	54.10	45.90
Second Round(1963)	234048	96.80	3.20	-	-	58.40	41.60
Third Round(1975)	229000	97.29	2.71	-	-	51.09	48.91
Fourth Round(1986)	338988	97.85	2.15	-	-	59.38	40.62
Fifth Round(1994)	278288	97.46	2.54	-	-	59.06	40.94
Sixth Round(2006)	166796	99.04	0.96	-	-	22.15	77.85
Seventh Round(2016)	169695	93.77	6.23	-	-	99.25	0.75

(\*) = Not comparable with previous rounds due to coverage of mesta & other natural fibres in addition to Jute Textiles.

TABLE 2.8  
PERCENTAGE DISTRIBUTION OF WORKERS IN DIFFERENT OCCUPATIONS IN INDUSTRIES BY SEXAGE

Sl. No.	Industry/Occupation	Estimated Total No. of Workers	Percentage of Workers			
			Men	Women	Adolescents	Children
1	2	3	4	5	6	7
I.	Cotton Textiles	779201	74.14	25.86	-	-
	1 Beltman/Stitcher/Moc	45	100.00	-	-	-
	2 Boiler Attendant	2158	100.00	-	-	-
	3 Carpenter	183	100.00	-	-	-
	4 Checker	23767	77.73	22.27	-	-
	5 Compressor Operator	14645	100.00	-	-	-
	6 Coolie/Mazdoor	9221	99.67	0.33	-	-
	7 Driver	6300	100.00	-	-	-
	8 Electrician	12194	99.02	0.98	-	-
	9 Fireman	225	100.00	-	-	-
	10 Fitter	20425	99.27	0.73	-	-
	11 Mech/Elec Foreman	10609	91.03	8.97	-	-
	12 Helper	101384	81.44	18.56	-	-
	13 Loader/Unloader	2502	100.00	-	-	-
	14 Mistry/Kangani	483	93.79	6.21	-	-
	15 Mason	198	31.82	68.18	-	-
	16 Mechanic (General)	12446	94.30	5.70	-	-
	17 Motor Mechanic	165	100.00	-	-	-
	18 Oilman/Greaser	1452	100.00	-	-	-
	19 Packer	15564	75.93	24.07	-	-
	20 Painter	47	100.00	-	-	-
	21 Picker	1440	39.58	60.42	-	-
	22 Plumber	148	79.73	20.27	-	-
	23 Press Man	453	63.58	36.42	-	-
	24 Pump Attendant	395	62.03	37.97	-	-
	25 Sorter	155	100.00	-	-	-
	26 Supervisor	18727	96.00	4.00	-	-
	27 Sweeper	18042	29.90	70.10	-	-
	28 Switch Board Attedan	45	100.00	-	-	-
	29 Tailor	2799	22.29	77.71	-	-
	30 Turner	103	70.87	29.13	-	-
	31 Watchman	11198	98.64	1.36	-	-
	32 Welder	820	77.68	22.32	-	-
	33 Wireman	1221	100.00	-	-	-
	34 Cutter	60	-	100.00	-	-
	35 Af. Treat. Plant Op.	1065	97.18	2.82	-	-
	36 Gen./Turbo Operator	360	100.00	-	-	-
	37 Khalashi	150	100.00	-	-	-
	38 Store Keeper	3179	95.63	4.37	-	-
	39 Apprentices/Trainees	3351	50.85	49.15	-	-
	40 Back Sizer	8830	99.32	0.68	-	-
	41 Bale Breaker/Feeder	10245	85.90	14.10	-	-
	42 Baler	929	95.16	4.84	-	-



Table 2.8

Sl. No.	Industry/Occupation	Estimated Total No. of Workers	Percentage of Workers			
			Men	Women	Adole- scents	Children
1	2	3	4	5	6	7
43	Bobbin carrier	1045	51.20	48.80	-	-
44	Beam Carrier	4653	98.07	1.93	-	-
45	Bleaching and Finish	51260	78.12	21.88	-	-
46	Can Tenter/Card Tent	13329	83.68	16.32	-	-
47	Creeler/Creel Boy	4257	82.03	17.97	-	-
48	Comber Tenter	11282	46.24	53.76	-	-
49	Color Man	3140	100.00	-	-	-
50	Doffing Boy/Doffer	69	100.00	-	-	-
51	Drawer-In	2061	86.90	13.10	-	-
52	Drawing Frame Worker	9843	77.29	22.71	-	-
53	Dyeing Operator	10481	77.64	22.36	-	-
54	Examiner	948	11.39	88.61	-	-
55	Front Sizer	4491	48.90	51.10	-	-
56	Fog Machine Man	2361	76.07	23.93	-	-
57	Godown Mixing Attend	8151	77.38	22.62	-	-
58	Grinder/Flat Grinder	616	92.69	7.31	-	-
59	Head Jobber/Supervis	4416	91.17	8.83	-	-
60	HTHP Machine Man	3400	100.00	-	-	-
61	Heald/Reed Repairer	225	100.00	-	-	-
62	Inter Tenter/Double	7050	94.26	5.74	-	-
63	Jobber	6955	97.61	2.39	-	-
64	Knotter/Knotex Machi	4677	91.98	8.02	-	-
65	Lap/Can Carrier	2453	93.27	6.73	-	-
66	Mercer. Feeding Op	495	9.09	90.91	-	-
67	Piece Carrier	7373	19.71	80.29	-	-
68	Reacher	315	4.76	95.24	-	-
69	Reeler	18347	50.28	49.72	-	-
70	Ring Doffer	27781	85.25	14.75	-	-
71	Ring piecer/Ring fra	18459	88.62	11.38	-	-
72	Roller Coverer	3060	65.69	34.31	-	-
73	Slubbing/Simplex Ten	14199	60.17	39.83	-	-
74	Spinner	76715	44.21	55.79	-	-
75	Stripper	3229	65.16	34.84	-	-
76	SBM Machine Man	1043	91.37	8.63	-	-
77	Silver/Ribbon Lap Te	221	66.06	33.94	-	-
78	Speed Frame Tenter	5120	70.70	29.30	-	-
79	Stitcher	7134	55.00	45.00	-	-
80	Warper (All Types)	5081	68.12	31.88	-	-
81	Reliever (Weaver)	34996	86.97	13.03	-	-
82	Winder (All Types)/T	63303	52.95	47.05	-	-
83	Weft Carrier-cum-Emp	3088	73.77	26.23	-	-
84	Miscellaneous	14351	72.72	27.28	-	-
II.	Woollen Textiles	17341	95.80	4.20	-	-
	1 Blacksmith	6	100.00	-	-	-
	2 Boiler Attendant	68	100.00	-	-	-
	3 Carpenter	2	100.00	-	-	-
	4 Checker	89	96.63	3.37	-	-

Table 2.8

Sl. No.	Industry/Occupation	Estimated Total No. of Workers	Percentage of Workers			
			Men	Women	Adole- scents	Children
1	2	3	4	5	6	7
5	Compressor Operator	900	99.67	0.33	-	-
6	Coolie/Mazdoor	191	91.62	8.38	-	-
7	Driver	117	100.00	-	-	-
8	Electrician	252	100.00	-	-	-
9	Fireman	4	100.00	-	-	-
10	Fitter	375	99.20	0.80	-	-
11	Mech/Elec Foreman	170	100.00	-	-	-
12	Helper	3332	91.18	8.82	-	-
13	Loader/Unloader	140	100.00	-	-	-
14	Mechanic (General)	170	100.00	-	-	-
15	Oilman/Greaser	13	100.00	-	-	-
16	Packer	178	94.94	5.06	-	-
17	Painter	40	100.00	-	-	-
18	Picker	12	33.33	66.67	-	-
19	Plumber	4	100.00	-	-	-
20	Press Man	20	100.00	-	-	-
21	Sorter	28	50.00	50.00	-	-
22	Supervisor	841	99.41	0.59	-	-
23	Sweeper	62	85.48	14.52	-	-
24	Tailor	12	66.67	33.33	-	-
25	Turner	10	100.00	-	-	-
26	Watchman	292	98.97	1.03	-	-
27	Welder	5	100.00	-	-	-
28	Gen./Turbo Operator	11	100.00	-	-	-
29	Khalashi	6	100.00	-	-	-
30	Store Keeper	46	100.00	-	-	-
31	Apprentices/Trainees	91	90.11	9.89	-	-
32	Blendman	248	100.00	-	-	-
33	Bobbin Setter	210	100.00	-	-	-
34	Card/Hopper Feeder	536	93.66	6.34	-	-
35	Cleaner	118	98.31	1.69	-	-
36	Condenser Man	178	100.00	-	-	-
37	Darner/Cloth Minder	32	87.50	12.50	-	-
38	Doffer/Fly Frame	138	100.00	-	-	-
39	Drawing Man	79	100.00	-	-	-
40	Felter	24	100.00	-	-	-
41	Gill Box Man	154	100.00	-	-	-
42	Line Mistry	420	100.00	-	-	-
43	Milling Machine Man	1050	94.29	5.71	-	-
44	Mule Minder/Spinner	545	97.80	2.20	-	-
45	Picker/Clipper Perch	450	95.11	4.89	-	-
46	Picker/Ring Spinner	2050	99.32	0.68	-	-
47	Rag Cutting Mach Op	1002	98.80	1.20	-	-
48	Reeler/Knotter	298	64.43	35.57	-	-
49	Roving machine Man	68	100.00	-	-	-
50	Scouring Machine Man	84	100.00	-	-	-
51	Twister/Doubler	48	100.00	-	-	-
52	Warper	168	83.33	16.67	-	-
53	Weaver	1116	100.00	-	-	-
54	Weaver-Hand Loom	18	77.78	22.22	-	-

Table 2.8

Sl. No.	Industry/Occupation	Estimated Total No. of Workers	Percentage of Workers			
			Men	Women	Adolescents	Children
1	2	3	4	5	6	7
55	Weaver-Power Loom	207	95.17	4.83	-	-
56	Winder	162	91.36	8.64	-	-
57	Wool Dyer	386	93.78	6.22	-	-
58	Miscellaneous	65	96.92	3.08	-	-
III.	Silk Textiles	9062	90.20	9.80	-	-
1	Beltman/Stitcher/Moc	56	67.86	32.14	-	-
2	Boiler Attendant	22	100.00	-	-	-
3	Carpenter	4	100.00	-	-	-
4	Checker	26	100.00	-	-	-
5	Compressor Operator	46	100.00	-	-	-
6	Coolie/Mazdoor	78	100.00	-	-	-
7	Driver	24	100.00	-	-	-
8	Electrician	88	100.00	-	-	-
9	Fireman	2	100.00	-	-	-
10	Fitter	215	100.00	-	-	-
11	Mech/Elec Foreman	4	100.00	-	-	-
12	Helper	1225	89.55	10.45	-	-
13	Loader/Unloader	222	100.00	-	-	-
14	Mistry/Kangani	6	100.00	-	-	-
15	Mechanic (General)	69	100.00	-	-	-
16	Oilman/Greaser	2	100.00	-	-	-
17	Packer	118	72.88	27.12	-	-
18	Painter	4	100.00	-	-	-
19	Picker	4	100.00	-	-	-
20	Supervisor	373	100.00	-	-	-
21	Sweeper	34	70.59	29.41	-	-
22	Tailor	260	78.46	21.54	-	-
23	Turner	2	100.00	-	-	-
24	Watchman	122	100.00	-	-	-
25	Welder	6	100.00	-	-	-
26	Machine Man	14	100.00	-	-	-
27	Khalashi	2	100.00	-	-	-
28	Store Keeper	32	93.75	6.25	-	-
29	Apprentices/Trainees	62	100.00	-	-	-
30	Colour Mixer	70	91.43	8.57	-	-
31	Cooker	24	8.33	91.67	-	-
32	Creeler/Creel Boy	16	100.00	-	-	-
33	Cloth Checker	272	85.29	14.71	-	-
34	Card Tenter	4	-	100.00	-	-
35	Combing Machine Op	1546	97.28	2.72	-	-
36	Doubler	30	26.67	73.33	-	-
37	Drawer-In	28	100.00	-	-	-
38	Finishman	34	76.47	23.53	-	-
39	Fleyer/Ring Frame Op	2	100.00	-	-	-
40	Hand Folder	36	100.00	-	-	-
41	Head Jobber	10	100.00	-	-	-
42	Jiggerman	59	100.00	-	-	-

Table 2.8

Sl. No.	Industry/Occupation	Estimated Total No. of Workers	Percentage of Workers			
			Men	Women	Adole- scents	Children
1	2	3	4	5	6	7
43	Jobber	82	100.00	-	-	-
44	Knotter	16	50.00	50.00	-	-
45	Operator	904	99.56	0.44	-	-
46	Printer-Machine/Hand	200	99.00	1.00	-	-
47	Reacher	6	100.00	-	-	-
48	Reeler	344	25.00	75.00	-	-
49	Silk Cleaner	38	47.37	52.63	-	-
50	Sorter	121	70.25	29.75	-	-
51	Stentering Machine M	98	67.35	32.65	-	-
52	Twister	155	81.94	18.06	-	-
53	Warper	80	100.00	-	-	-
54	Washer	24	100.00	-	-	-
55	Weaver-Auto Loom	521	96.93	3.07	-	-
56	Weaver-Ordinary	674	94.66	5.34	-	-
57	Winder	310	85.16	14.84	-	-
58	Miscellaneous	236	94.92	5.08	-	-
IV.	Synthetic Textiles	346971	89.12	10.88	-	-
1	Boiler Attendant	2821	100.00	-	-	-
2	Boiler Maker	196	100.00	-	-	-
3	Carpenter	91	100.00	-	-	-
4	Checker	4176	90.90	9.10	-	-
5	Compressor Operator	7510	99.44	0.56	-	-
6	Coolie/Mazdoor	14347	96.91	3.09	-	-
7	Driver	1875	99.68	0.32	-	-
8	Electrician	3814	99.69	0.31	-	-
9	Fireman	479	100.00	-	-	-
10	Fitter	10663	100.00	-	-	-
11	Mech/Elec Foreman	4296	95.81	4.19	-	-
12	Helper	62395	81.12	18.88	-	-
13	Loader/Unloader	946	96.83	3.17	-	-
14	Mistry/Kangani	192	100.00	-	-	-
15	Mason	18	100.00	-	-	-
16	Mechanic (General)	1275	100.00	-	-	-
17	Motor Mechanic	192	84.38	15.62	-	-
18	Oilman/Greaser	106	100.00	-	-	-
19	Packer	427	74.47	25.53	-	-
20	Painter	1002	100.00	-	-	-
21	Picker	690	40.87	59.13	-	-
22	Plumber	95	100.00	-	-	-
23	Press Man	276	97.83	2.17	-	-
24	Pump Attendant	6	100.00	-	-	-
25	Supervisor	16991	98.20	1.80	-	-
26	Sweeper	3252	64.64	35.36	-	-
27	Switch Board Attedan	18	100.00	-	-	-
28	Tailor	405	92.59	7.41	-	-
29	Turner	61	100.00	-	-	-
30	Watchman	3773	100.00	-	-	-

Table 2.8

Sl. No.	Industry/Occupation	Estimated Total No. of Workers	Percentage of Workers			
			Men	Women	Adolescents	Children
1	2	3	4	5	6	7
31	Welder	164	100.00	-	-	-
32	Wireman	186	100.00	-	-	-
33	Machine Man	12018	100.00	-	-	-
34	Af. Treat. Plant Op.	138	100.00	-	-	-
35	Khalashi	114	100.00	-	-	-
36	Store Keeper	726	100.00	-	-	-
37	Apprentices/Trainees	4921	75.37	24.63	-	-
38	Blender/Bale Breaker	5326	87.50	12.50	-	-
39	Back Sizer	356	93.26	6.74	-	-
40	Bobbin Carrier	480	50.00	50.00	-	-
41	Beam Dying Mach Op	7516	99.51	0.49	-	-
42	Card Tenter/Stripper	1500	91.20	8.80	-	-
43	Checker	9758	57.94	42.06	-	-
44	Creeler/Creel Boy	445	95.96	4.04	-	-
45	Cutting Machine Man	426	100.00	-	-	-
46	Darner/Looker Clip	1170	78.46	21.54	-	-
47	Doffing Boy/Doffer	12984	94.73	5.27	-	-
48	Drawer-In	5993	44.44	55.56	-	-
49	Drawing Frame Tenter	1506	67.33	32.67	-	-
50	Doubler	348	12.07	87.93	-	-
51	Finisher/Line Boy	3281	94.88	5.12	-	-
52	Front Sizer/Sizer	668	100.00	-	-	-
53	Grinder-Carding Mach	1152	93.23	6.77	-	-
54	Head Jobber	6764	97.52	2.48	-	-
55	Jobber/Fancy Jobber	9363	99.87	0.13	-	-
56	Lot Maker/Preparer	277	100.00	-	-	-
57	Machine Folder	1323	99.55	0.45	-	-
58	Machine Op/Jigger	42293	99.62	0.38	-	-
59	Packer/Yarn Packer	3390	87.85	12.15	-	-
60	Printing Machine Op	2532	100.00	-	-	-
61	Reacher	775	100.00	-	-	-
62	Reeler	2034	91.15	8.85	-	-
63	Ring Doffer	420	71.43	28.57	-	-
64	Ring Piecer/Frame Te	1236	100.00	-	-	-
65	Roller Coverer	132	95.45	4.55	-	-
66	Simplex Tenter	1112	63.31	36.69	-	-
67	Stenter Operator	880	100.00	-	-	-
68	Spinner	3780	50.48	49.52	-	-
69	Tape Man	12	100.00	-	-	-
70	Sider/Two For One Te	4057	85.95	14.05	-	-
71	Twister-Thrower	24	100.00	-	-	-
72	Warper-All Types	3911	92.84	7.16	-	-
73	Weaver-Power Loom	8887	99.10	0.90	-	-
74	Weaver-High Speed	1890	100.00	-	-	-
75	Weft Distributor	448	100.00	-	-	-
76	Winder	13528	50.18	49.82	-	-
77	Mach Op-Draw Textur	888	100.00	-	-	-
78	Mach Op-Draw Twister	1830	100.00	-	-	-
79	Mach Op-Jet Dyeing	2947	100.00	-	-	-
80	Miscellaneous	18674	99.61	0.39	-	-

Table 2.8

Sl. No.	Industry/Occupation	Estimated Total No. of Workers	Percentage of Workers			
			Men	Women	Adole- scents	Children
1	2	3	4	5	6	7
V.	Jute Textiles	169695	93.77	6.23	-	-
1	Beltman/Stitcher/Moc	399	91.98	8.02	-	-
2	Blacksmith	21	100.00	-	-	-
3	Boiler Attendant	49	100.00	-	-	-
4	Boiler Maker	109	100.00	-	-	-
5	Carpenter	244	100.00	-	-	-
6	Checker	475	50.74	49.26	-	-
7	Compressor Operator	225	97.33	2.67	-	-
8	Coolie/Mazdoor	33242	98.43	1.57	-	-
9	Driver	323	97.21	2.79	-	-
10	Electrician	740	100.00	-	-	-
11	Fireman	73	100.00	-	-	-
12	Fitter	3219	100.00	-	-	-
13	Mech/Elec Foreman	290	100.00	-	-	-
14	Helper	6765	94.29	5.71	-	-
15	Loader/Unloader	79	100.00	-	-	-
16	Mistry/Kangani	2960	100.00	-	-	-
17	Mason	10	100.00	-	-	-
18	Mechanic (General)	2707	99.67	0.33	-	-
19	Motor Mechanic	8	100.00	-	-	-
20	Oilman/Greaser	552	100.00	-	-	-
21	Packer	324	39.20	60.80	-	-
22	Painter	8	100.00	-	-	-
23	Picker	678	100.00	-	-	-
24	Plumber	24	100.00	-	-	-
25	Press Man	321	100.00	-	-	-
26	Pump Attendant	6	100.00	-	-	-
27	Sign Maker	116	100.00	-	-	-
28	Supervisor	856	96.85	3.15	-	-
29	Sweeper	767	83.44	16.56	-	-
30	Switch Board Attedan	12	100.00	-	-	-
31	Tailor	60	100.00	-	-	-
32	Turner	75	100.00	-	-	-
33	Watchman	815	99.51	0.49	-	-
34	Welder	88	100.00	-	-	-
35	Wireman	100	100.00	-	-	-
36	Af. Treat. Plant Op.	9	100.00	-	-	-
37	Gen./Turbo Operator	579	97.93	2.07	-	-
38	Khalashi	230	100.00	-	-	-
39	Store Keeper	52	100.00	-	-	-
40	Apprentices/Trainees	1504	60.64	39.36	-	-
41	Beamer	3892	95.68	4.32	-	-
42	Breaker Feeder	2854	86.65	13.35	-	-
43	Beamer Tier & Joiner	1885	100.00	-	-	-
44	Breaker Receiver	1594	88.14	11.86	-	-
45	Calander Feeder/Man	1066	88.18	11.82	-	-
46	Cop Winder	3524	80.51	19.49	-	-

Table 2.8

Sl. No.	Industry/Occupation	Estimated Total No. of Workers	Percentage of Workers			
			Men	Women	Adole- scents	Children
1	2	3	4	5	6	7
47	Finisher & Receiver	3181	86.70	13.30	-	-
48	First Drawing Receiv	1278	98.59	1.41	-	-
49	First Pressman	699	100.00	-	-	-
50	Hand Sewer	2432	94.33	5.67	-	-
51	Head Mistry/Charge H	1943	100.00	-	-	-
52	Head Sirdar/Supervis	1933	100.00	-	-	-
53	Hessian Warp/Weft Sp	7019	99.86	0.14	-	-
54	Heamming Machine Opt	3440	98.52	1.48	-	-
55	Pickerman/Ankarwalla	2027	100.00	-	-	-
56	Pin Boy/Bar Boy	213	100.00	-	-	-
57	Root Cutter	1356	95.28	4.72	-	-
58	Sacking Loom Weaver	28186	98.75	1.25	-	-
59	Sacking Weft Spinner	5678	86.70	13.30	-	-
60	Sectional Sirdar	4284	98.09	1.91	-	-
61	Selector	1087	100.00	-	-	-
62	Sewing Machine Op	4889	100.00	-	-	-
63	Softner Feeder	1734	99.65	0.35	-	-
64	Softner Receiver	667	97.60	2.40	-	-
65	Sp Shifter/Bobbin Ca	6535	64.16	35.84	-	-
66	Starchman	280	71.43	28.57	-	-
67	Teaser Feeder	217	100.00	-	-	-
68	Twister/Doubler	450	92.89	7.11	-	-
69	Warp Winder	15699	84.22	15.78	-	-
70	Miscellaneous	539	96.66	3.34	-	-
All Textile Industries		1322270	80.98	19.02	-	-

TABLE 2.9  
PERCENTAGE DISTRIBUTION OF WORKERS IN DIFFERENT OCCUPATIONS IN INDUSTRIES BY THE  
SYSTEM OF WAGE PAYMENT \$

Sl. No.	Industry/Occupation	Estimated Total No. of Workers	Percentage of Workers	
			Time Rated	Piece Rated
1	2	3	4	5
I.	Cotton Textiles	779201	99.17	0.83
1	Beltman/Stitcher/Moc	45	100.00	0.00
2	Boiler Attendant	2158	100.00	0.00
3	Carpenter	183	100.00	0.00
4	Checker	23767	100.00	0.00
5	Compressor Operator	14645	100.00	0.00
6	Coolie/Mazdoor	9221	100.00	0.00
7	Driver	6300	100.00	0.00
8	Electrician	12194	100.00	0.00
9	Fireman	225	100.00	0.00
10	Fitter	20425	100.00	0.00
11	Mech/Elec Foreman	10609	100.00	0.00
12	Helper	101384	100.00	0.00
13	Loader/Unloader	2502	100.00	0.00
14	Mistry/Kangani	483	100.00	0.00
15	Mason	198	100.00	0.00
16	Mechanic (General)	12446	100.00	0.00
17	Motor Mechanic	165	100.00	0.00
18	Oilman/Greaser	1452	100.00	0.00
19	Packer	15564	100.00	0.00
20	Painter	47	100.00	0.00
21	Picker	1440	100.00	0.00
22	Plumber	148	100.00	0.00
23	Press Man	453	100.00	0.00
24	Pump Attendant	395	100.00	0.00
25	Sorter	155	100.00	0.00
26	Supervisor	18727	100.00	0.00
27	Sweeper	18042	100.00	0.00
28	Switch Board Attedan	45	100.00	0.00
29	Tailor	2799	100.00	0.00
30	Turner	103	100.00	0.00
31	Watchman	11198	100.00	0.00
32	Welder	820	100.00	0.00
33	Wireman	1221	100.00	0.00
34	Cutter	60	100.00	0.00
35	Af. Treat. Plant Op.	1065	100.00	0.00
36	Gen./Turbo Operator	360	100.00	0.00
37	Khalashi	150	100.00	0.00
38	Store Keeper	3179	100.00	0.00
39	Apprentices/Trainees	3351	100.00	0.00
40	Back Sizer	8830	100.00	0.00
41	Bale Breaker/Feeder	10245	100.00	0.00
42	Baler	929	100.00	0.00



Table 2.9

Sl. No.	Industry/Occupation	Estimated Total No. of Workers	Percentage of Workers	
			Time Rated	Piece Rated
1	2	3	4	5
43	Bobbin carrier	1045	100.00	0.00
44	Beam Carrier	4653	100.00	0.00
45	Bleaching and Finish	51260	100.00	0.00
46	Can Tenter/Card Tent	13329	100.00	0.00
47	Creeler/Creel Boy	4257	100.00	0.00
48	Comber Tenter	11282	100.00	0.00
49	Color Man	3140	100.00	0.00
50	Doffing Boy/Doffer	69	100.00	0.00
51	Drawer-In	2061	100.00	0.00
52	Drawing Frame Worker	9843	100.00	0.00
53	Dyeing Operator	10481	100.00	0.00
54	Examiner	948	100.00	0.00
55	Front Sizer	4491	100.00	0.00
56	Fog Machine Man	2361	100.00	0.00
57	Godown Mixing Attend	8151	100.00	0.00
58	Grinder/Flat Grinder	616	100.00	0.00
59	Head Jobber/Supervis	4416	100.00	0.00
60	HHP Machine Man	3400	100.00	0.00
61	Heald/Reed Repairer	225	100.00	0.00
62	Inter Tenter/Double	7050	100.00	0.00
63	Jobber	6955	100.00	0.00
64	Knotter/Knotex Machi	4677	100.00	0.00
65	Lap/Can Carrier	2453	100.00	0.00
66	Mercer. Feeding Op	495	100.00	0.00
67	Piece Carrier	7373	100.00	0.00
68	Reacher	315	100.00	0.00
69	Reeler	18347	99.90	0.10
70	Ring Doffer	27781	100.00	0.00
71	Ring piecer/Ring fra	18459	100.00	0.00
72	Roller Coverer	3060	100.00	0.00
73	Slubbing/Simplex Ten	14199	100.00	0.00
74	Spinner	76715	97.14	2.86
75	Stripper	3229	100.00	0.00
76	SBM Machine Man	1043	100.00	0.00
77	Silver/Ribbon Lap Te	221	100.00	0.00
78	Speed Frame Tenter	5120	100.00	0.00
79	Stitcher	7134	100.00	0.00
80	Warper (All Types)	5081	100.00	0.00
81	Reliever (Weaver)	34996	88.89	11.11
82	Winder (All Types)/T	63303	99.43	0.57
83	Weft Carrier-cum-Emp	3088	99.42	0.58
84	Miscellaneous	14351	100.00	0.00
II.	Woollen Textiles	17341	99.97	0.03
1	Blacksmith	6	100.00	0.00
2	Boiler Attendant	68	100.00	0.00
3	Carpenter	2	100.00	0.00
4	Checker	89	100.00	0.00
5	Compressor Operator	900	100.00	0.00

Table 2.9

Sl. No.	Industry/Occupation	Estimated Total No. of Workers	Percentage of Workers	
			Time Rated	Piece Rated
1	2	3	4	5
6	Coolie/Mazdoor	191	100.00	0.00
7	Driver	117	100.00	0.00
8	Electrician	252	100.00	0.00
9	Fireman	4	100.00	0.00
10	Fitter	375	100.00	0.00
11	Mech/Elec Foreman	170	100.00	0.00
12	Helper	3332	100.00	0.00
13	Loader/Unloader	140	100.00	0.00
14	Mechanic (General)	170	100.00	0.00
15	Oilman/Greaser	13	100.00	0.00
16	Packer	178	100.00	0.00
17	Painter	40	100.00	0.00
18	Picker	12	100.00	0.00
19	Plumber	4	100.00	0.00
20	Press Man	20	100.00	0.00
21	Sorter	28	100.00	0.00
22	Supervisor	841	100.00	0.00
23	Sweeper	62	100.00	0.00
24	Tailor	12	100.00	0.00
25	Turner	10	100.00	0.00
26	Watchman	292	100.00	0.00
27	Welder	5	100.00	0.00
28	Gen./Turbo Operator	11	100.00	0.00
29	Khalashi	6	100.00	0.00
30	Store Keeper	46	100.00	0.00
31	Apprentices/Trainees	91	100.00	0.00
32	Blendman	248	100.00	0.00
33	Bobbin Setter	210	100.00	0.00
34	Card/Hopper Feeder	536	100.00	0.00
35	Cleaner	118	100.00	0.00
36	Condenser Man	178	100.00	0.00
37	Darner/Cloth Minder	32	100.00	0.00
38	Doffer/Fly Frame	138	100.00	0.00
39	Drawing Man	79	100.00	0.00
40	Felter	24	100.00	0.00
41	Gill Box Man	154	100.00	0.00
42	Line Mistry	420	100.00	0.00
43	Milling Machine Man	1050	100.00	0.00
44	Mule Minder/Spinner	545	100.00	0.00
45	Picker/Clipper Perch	450	100.00	0.00
46	Picker/Ring Spinner	2050	100.00	0.00
47	Rag Cutting Mach Op	1002	100.00	0.00
48	Reeler/Knotter	298	97.99	2.01
49	Roving machine Man	68	100.00	0.00
50	Scouring Machine Man	84	100.00	0.00
51	Twister/Doubler	48	100.00	0.00
52	Warper	168	100.00	0.00
53	Weaver	1116	100.00	0.00
54	Weaver-Hand Loom	18	100.00	0.00
55	Weaver-Power Loom	207	100.00	0.00

Table 2.9

Sl. No.	Industry/Occupation	Estimated Total No. of Workers	Percentage of Workers	
			Time Rated	Piece Rated
1	2	3	4	5
56	Winder	162	100.00	0.00
57	Wool Dyer	386	100.00	0.00
58	Miscellaneous	65	100.00	0.00
III.	Silk Textiles	9062	98.08	1.92
1	Beltman/Stitcher/Moc	56	100.00	0.00
2	Boiler Attendant	22	100.00	0.00
3	Carpenter	4	100.00	0.00
4	Checker	26	100.00	0.00
5	Compressor Operator	46	100.00	0.00
6	Coolie/Mazdoor	78	100.00	0.00
7	Driver	24	100.00	0.00
8	Electrician	88	100.00	0.00
9	Fireman	2	100.00	0.00
10	Fitter	215	100.00	0.00
11	Mech/Elec Foreman	4	100.00	0.00
12	Helper	1225	98.86	1.14
13	Loader/Unloader	222	100.00	0.00
14	Mistry/Kangani	6	100.00	0.00
15	Mechanic (General)	69	100.00	0.00
16	Oilman/Greaser	2	100.00	0.00
17	Packer	118	100.00	0.00
18	Painter	4	100.00	0.00
19	Picker	4	100.00	0.00
20	Supervisor	373	100.00	0.00
21	Sweeper	34	100.00	0.00
22	Tailor	260	100.00	0.00
23	Turner	2	100.00	0.00
24	Watchman	122	100.00	0.00
25	Welder	6	100.00	0.00
26	Machine Man	14	100.00	0.00
27	Khalashi	2	100.00	0.00
28	Store Keeper	32	100.00	0.00
29	Apprentices/Trainees	62	100.00	0.00
30	Colour Mixer	70	100.00	0.00
31	Cooker	24	100.00	0.00
32	Creeler/Creel Boy	16	100.00	0.00
33	Cloth Checker	272	99.26	0.74
34	Card Tenter	4	100.00	0.00
35	Combing Machine Op	1546	100.00	0.00
36	Doubler	30	100.00	0.00
37	Drawer-In	28	100.00	0.00
38	Finishman	34	100.00	0.00
39	Fleyer/Ring Frame Op	2	100.00	0.00
40	Hand Folder	36	94.44	5.56
41	Head Jobber	10	100.00	0.00
42	Jiggerman	59	100.00	0.00
43	Jobber	82	100.00	0.00
44	Knotter	16	100.00	0.00

Table 2.9

Sl. No.	Industry/Occupation	Estimated Total No. of Workers	Percentage of Workers	
			Time Rated	Piece Rated
1	2	3	4	5
45	Operator	904	100.00	0.00
46	Printer-Machine/Hand	200	98.00	2.00
47	Reacher	6	100.00	0.00
48	Reeler	344	100.00	0.00
49	Silk Cleaner	38	100.00	0.00
50	Sorter	121	100.00	0.00
51	Stentering Machine M	98	100.00	0.00
52	Twister	155	100.00	0.00
53	Warper	80	97.50	2.50
54	Washer	24	100.00	0.00
55	Weaver-Auto Loom	521	90.79	9.21
56	Weaver-Ordinary	674	85.76	14.24
57	Winder	310	98.06	1.94
58	Miscellaneous	236	100.00	0.00
IV.	Synthetic Textiles	346971	96.67	3.33
1	Boiler Attendant	2821	100.00	0.00
2	Boiler Maker	196	100.00	0.00
3	Carpenter	91	100.00	0.00
4	Checker	4176	100.00	0.00
5	Compressor Operator	7510	100.00	0.00
6	Coolie/Mazdoor	14347	99.54	0.46
7	Driver	1875	100.00	0.00
8	Electrician	3814	100.00	0.00
9	Fireman	479	100.00	0.00
10	Fitter	10663	100.00	0.00
11	Mech/Elec Foreman	4296	100.00	0.00
12	Helper	62395	100.00	0.00
13	Loader/Unloader	946	100.00	0.00
14	Mistry/Kangani	192	100.00	0.00
15	Mason	18	100.00	0.00
16	Mechanic (General)	1275	100.00	0.00
17	Motor Mechanic	192	100.00	0.00
18	Oilman/Greaser	106	100.00	0.00
19	Packer	427	100.00	0.00
20	Painter	1002	100.00	0.00
21	Picker	690	100.00	0.00
22	Plumber	95	100.00	0.00
23	Press Man	276	95.65	4.35
24	Pump Attendant	6	100.00	0.00
25	Supervisor	16991	99.89	0.11
26	Sweeper	3252	100.00	0.00
27	Switch Board Attedan	18	100.00	0.00
28	Tailor	405	100.00	0.00
29	Turner	61	100.00	0.00
30	Watchman	3773	100.00	0.00
31	Welder	164	100.00	0.00
32	Wireman	186	100.00	0.00
33	Machine Man	12018	100.00	0.00

Table 2.9

Sl. No.	Industry/Occupation	Estimated Total No. of Workers	Percentage of Workers	
			Time Rated	Piece Rated
1	2	3	4	5
34	Af. Treat. Plant Op.	138	100.00	0.00
35	Khalashi	114	100.00	0.00
36	Store Keeper	726	100.00	0.00
37	Apprentices/Trainees	4921	100.00	0.00
38	Blender/Bale Breaker	5326	90.87	9.13
39	Back Sizer	356	100.00	0.00
40	Bobbin Carrier	480	100.00	0.00
41	Beam Dying Mach Op	7516	100.00	0.00
42	Card Tenter/Stripper	1500	25.20	74.80
43	Checker	9758	100.00	0.00
44	Creeler/Creel Boy	445	100.00	0.00
45	Cutting Machine Man	426	63.38	36.62
46	Darner/Looker Clip	1170	100.00	0.00
47	Doffing Boy/Doffer	12984	100.00	0.00
48	Drawer-In	5993	100.00	0.00
49	Drawing Frame Tenter	1506	44.22	55.78
50	Doubler	348	100.00	0.00
51	Finisher/Line Boy	3281	100.00	0.00
52	Front Sizer/Sizer	668	100.00	0.00
53	Grinder-Carding Mach	1152	100.00	0.00
54	Head Jobber	6764	100.00	0.00
55	Jobber/Fancy Jobber	9363	100.00	0.00
56	Lot Maker/Preparer	277	100.00	0.00
57	Machine Folder	1323	99.09	0.91
58	Machine Op/Jigger	42293	99.60	0.40
59	Packer/Yarn Packer	3390	98.41	1.59
60	Printing Machine Op	2532	100.00	0.00
61	Reacher	775	100.00	0.00
62	Reeler	2034	100.00	0.00
63	Ring Doffer	420	100.00	0.00
64	Ring Piecer/Frame Te	1236	100.00	0.00
65	Roller Coverer	132	100.00	0.00
66	Simplex Tenter	1112	100.00	0.00
67	Stenter Operator	880	100.00	0.00
68	Spinner	3780	100.00	0.00
69	Tape Man	12	100.00	0.00
70	Sider/Two For One Te	4057	100.00	0.00
71	Twister-Thrower	24	100.00	0.00
72	Warper-All Types	3911	99.85	0.15
73	Weaver-Power Loom	8887	99.73	0.27
74	Weaver-High Speed	1890	100.00	0.00
75	Weft Distributor	448	100.00	0.00
76	Winder	13528	37.46	62.54
77	Mach Op-Draw Textur	888	100.00	0.00
78	Mach Op-Draw Twister	1830	100.00	0.00
79	Mach Op-Jet Dyeing	2947	100.00	0.00
80	Miscellaneous	18674	99.23	0.77
V.	Jute Textiles	169695	99.25	0.75

Table 2.9

Sl. No.	Industry/Occupation	Estimated Total No. of Workers	Percentage of Workers	
			Time Rated	Piece Rated
1	2	3	4	5
1	Beltman/Stitcher/Moc	399	100.00	0.00
2	Blacksmith	21	100.00	0.00
3	Boiler Attendant	49	100.00	0.00
4	Boiler Maker	109	100.00	0.00
5	Carpenter	244	100.00	0.00
6	Checker	475	100.00	0.00
7	Compressor Operator	225	100.00	0.00
8	Coolie/Mazdoor	33242	100.00	0.00
9	Driver	323	100.00	0.00
10	Electrician	740	100.00	0.00
11	Fireman	73	100.00	0.00
12	Fitter	3219	100.00	0.00
13	Mech/Elec Foreman	290	100.00	0.00
14	Helper	6765	100.00	0.00
15	Loader/Unloader	79	100.00	0.00
16	Mistry/Kangani	2960	100.00	0.00
17	Mason	10	100.00	0.00
18	Mechanic (General)	2707	100.00	0.00
19	Motor Mechanic	8	100.00	0.00
20	Oilman/Greaser	552	100.00	0.00
21	Packer	324	100.00	0.00
22	Painter	8	100.00	0.00
23	Picker	678	100.00	0.00
24	Plumber	24	100.00	0.00
25	Press Man	321	100.00	0.00
26	Pump Attendant	6	100.00	0.00
27	Sign Maker	116	31.03	68.97
28	Supervisor	856	100.00	0.00
29	Sweeper	767	100.00	0.00
30	Switch Board Attedan	12	100.00	0.00
31	Tailor	60	100.00	0.00
32	Turner	75	100.00	0.00
33	Watchman	815	100.00	0.00
34	Welder	88	100.00	0.00
35	Wireman	100	100.00	0.00
36	Af. Treat. Plant Op.	9	100.00	0.00
37	Gen./Turbo Operator	579	100.00	0.00
38	Khalashi	230	100.00	0.00
39	Store Keeper	52	100.00	0.00
40	Apprentices/Trainees	1504	100.00	0.00
41	Beamer	3892	96.92	3.08
42	Breaker Feeder	2854	100.00	0.00
43	Beamer Tier & Joiner	1885	100.00	0.00
44	Breaker Receiver	1594	100.00	0.00
45	Calander Feeder/Man	1066	100.00	0.00
46	Cop Winder	3524	97.62	2.38
47	Finisher & Receiver	3181	100.00	0.00
48	First Drawing Receiv	1278	100.00	0.00
49	First Pressman	699	100.00	0.00
50	Hand Sewer	2432	99.18	0.82

Table 2.9

Sl. No.	Industry/Occupation	Estimated Total No. of Workers	Percentage of Workers	
			Time Rated	Piece Rated
1	2	3	4	5
51	Head Mistry/Charge H	1943	100.00	0.00
52	Head Sirdar/Supervis	1933	100.00	0.00
53	Hessian Warp/Weft Sp	7019	100.00	0.00
54	Heaming Machine Opt	3440	98.60	1.40
55	Pickerman/Ankarwalla	2027	100.00	0.00
56	Pin Boy/Bar Boy	213	100.00	0.00
57	Root Cutter	1356	100.00	0.00
58	Sacking Loom Weaver	28186	96.74	3.26
59	Sacking Weft Spinner	5678	100.00	0.00
60	Sectional Sirdar	4284	100.00	0.00
61	Selector	1087	100.00	0.00
62	Sewing Machine Op	4889	100.00	0.00
63	Softner Feeder	1734	100.00	0.00
64	Softner Receiver	667	100.00	0.00
65	Sp Shifter/Bobbin Ca	6535	100.00	0.00
66	Starchman	280	100.00	0.00
67	Teaser Feeder	217	100.00	0.00
68	Twister/Doubler	450	100.00	0.00
69	Warp Winder	15699	100.00	0.00
70	Miscellaneous	539	98.33	1.67
All Textile Industries		1322270	98.52	1.48

TABLE 3.1  
AVERAGE DAILY MINIMUM AND MAXIMUM WAGE RATES IN INDUSTRIES

Sl. No.	Industry/Stratum	Average Daily Wage Rates(Rs.)		Percentage Difference in Minimum & Maximum Wage Rates
		Minimum	Maximum	
1	2	3	4	5
I.	Cotton Textiles	263.16	376.20	42.95
	1 Punjab	374.53	436.98	16.67
	2 Rajasthan	267.52	357.77	33.74
	3 Gujarat	191.60	533.20	178.29
	4 Maharashtra	266.81	385.56	44.51
	5 Andhra Pradesh	287.33	338.53	17.82
	6 Tamil Nadu	254.03	355.63	40.00
	7 Residual	279.01	319.17	14.39
II.	Woollen Textiles	355.36	435.30	22.50
	1 Punjab	524.52	556.17	6.03
	2 Haryana	356.34	372.48	4.53
	3 Rajasthan	376.01	473.89	26.03
	4 Residual	296.49	397.86	34.19
III.	Silk Textiles	299.30	419.35	40.11
	1 Maharashtra	290.76	580.27	99.57
	2 Andhra Pradesh	254.56	272.52	7.06
	3 Karnataka	298.84	494.68	65.53
	4 Tamil Nadu	308.34	344.65	11.78
	5 Residual	303.10	329.01	8.55
IV.	Synthetic Textiles	312.51	494.60	58.27
	1 Rajasthan	238.29	387.46	62.60
	2 Gujarat	332.87	580.25	74.32
	3 Dadra & N Haveli	345.05	575.16	66.69
	4 Maharashtra	340.84	595.26	74.64
	5 Residual	299.73	371.89	24.08
V.	Jute Textiles	288.07	463.05	60.74
	1 West Bengal	288.70	489.90	69.69
	2 Tamil Nadu	185.95	223.31	20.09
	3 Residual	319.22	426.10	33.48
All Textile Industries		280.76	419.49	49.41



TABLE 3.2  
AVERAGE DAILY WAGE RATES OF WORKERS IN INDUSTRIES BY SEXAGE

Sl. No.	Industry/Stratum	Average Daily Wage Rates (Rs.)				
		Men	Women	Adole- scents	Children	Overall
1	2	3	4	5	6	7
I.	Cotton Textiles	342.48	254.31	-	-	319.68
	1 Punjab	407.48	391.75	-	-	405.75
	2 Rajasthan	313.90	280.96	-	-	312.65
	3 Gujarat	362.10	477.22	-	-	362.40
	4 Maharashtra	337.10	243.68	-	-	326.19
	5 Andhra Pradesh	324.96	272.54	-	-	312.93
	6 Tamil Nadu	365.77	249.87	-	-	304.83
	7 Residual	307.09	241.75	-	-	299.09
II.	Woollen Textiles	398.36	324.25	-	-	395.33
	1 Punjab	549.05	280.46	-	-	540.35
	2 Haryana	370.76	323.10	-	-	364.41
	3 Rajasthan	432.68	305.37	-	-	424.95
	4 Residual	346.96	355.77	-	-	347.17
III.	Silk Textiles	346.86	474.09	-	-	359.33
	1 Maharashtra	448.68	342.07	-	-	435.51
	2 Andhra Pradesh	313.03	208.83	-	-	263.54
	3 Karnataka	351.30	711.89	-	-	396.76
	4 Tamil Nadu	379.72	220.80	-	-	326.50
	5 Residual	313.65	388.87	-	-	316.05
IV.	Synthetic Textiles	421.60	255.84	-	-	403.55
	1 Rajasthan	353.24	237.73	-	-	312.88
	2 Gujarat	457.70	334.43	-	-	456.56
	3 Dadra & N Haveli	461.44	387.79	-	-	460.11
	4 Maharashtra	468.12	465.83	-	-	468.06
	5 Residual	354.65	253.88	-	-	335.81
V.	Jute Textiles	386.35	213.26	-	-	375.56
	1 West Bengal	389.88	269.62	-	-	389.30
	2 Tamil Nadu	312.18	168.39	-	-	204.63
	3 Residual	376.47	331.35	-	-	372.66
All Textile Industries		372.75	253.79	-	-	350.13

TABLE 3.2(a)  
AVERAGE DAILY MINIMUM WAGE RATES OF WORKERS IN INDUSTRIES BY SEXAGE

Sl. No.	Industry/Stratum	Average Daily Minimum Wage Rates (Rs.)				
		Men	Women	Adole- scents	Children	Overall
1	2	3	4	5	6	7
I.	Cotton Textiles	276.27	225.57	-	-	263.16
	1 Punjab	378.46	342.63	-	-	374.53
	2 Rajasthan	268.07	253.61	-	-	267.52
	3 Gujarat	191.17	352.22	-	-	191.60
	4 Maharashtra	276.04	197.05	-	-	266.81
	5 Andhra Pradesh	295.21	260.89	-	-	287.33
	6 Tamil Nadu	291.79	219.98	-	-	254.03
	7 Residual	286.11	228.10	-	-	279.01
II.	Woollen Textiles	358.05	292.10	-	-	355.36
	1 Punjab	532.78	277.93	-	-	524.52
	2 Haryana	361.54	322.49	-	-	356.34
	3 Rajasthan	384.92	238.15	-	-	376.01
	4 Residual	296.32	303.46	-	-	296.49
III.	Silk Textiles	286.87	413.72	-	-	299.30
	1 Maharashtra	304.21	195.28	-	-	290.76
	2 Andhra Pradesh	299.48	204.90	-	-	254.56
	3 Karnataka	250.03	637.10	-	-	298.84
	4 Tamil Nadu	352.42	220.80	-	-	308.34
	5 Residual	300.65	377.23	-	-	303.10
IV.	Synthetic Textiles	321.64	237.75	-	-	312.51
	1 Rajasthan	246.62	222.78	-	-	238.29
	2 Gujarat	333.07	311.42	-	-	332.87
	3 Dadra & N Haveli	344.27	387.32	-	-	345.05
	4 Maharashtra	340.38	356.16	-	-	340.84
	5 Residual	314.45	235.68	-	-	299.73
V.	Jute Textiles	293.98	199.14	-	-	288.07
	1 West Bengal	288.91	244.91	-	-	288.70
	2 Tamil Nadu	264.73	159.40	-	-	185.95
	3 Residual	320.56	304.74	-	-	319.22
All Textile Industries		293.36	227.14	-	-	280.76

TABLE 3.2(b)  
AVERAGE DAILY MAXIMUM WAGE RATES OF WORKERS IN INDUSTRIES BY SEXAGE

Sl. No.	Industry/Stratum	Average Daily Maximum Wage Rates (Rs.)				
		Men	Women	Adole- scents	Children	Overall
1	2	3	4	5	6	7
I.	Cotton Textiles	408.69	283.06	-	-	376.20
	1 Punjab	436.50	440.86	-	-	436.98
	2 Rajasthan	359.73	308.30	-	-	357.77
	3 Gujarat	533.02	602.22	-	-	533.20
	4 Maharashtra	398.16	290.30	-	-	385.56
	5 Andhra Pradesh	354.71	284.20	-	-	338.53
	6 Tamil Nadu	439.74	279.76	-	-	355.63
	7 Residual	328.06	255.40	-	-	319.17
II.	Woollen Textiles	438.66	356.41	-	-	435.30
	1 Punjab	565.32	283.00	-	-	556.17
	2 Haryana	379.97	323.71	-	-	372.48
	3 Rajasthan	480.44	372.58	-	-	473.89
	4 Residual	397.61	408.08	-	-	397.86
III.	Silk Textiles	406.84	534.46	-	-	419.35
	1 Maharashtra	593.14	488.85	-	-	580.27
	2 Andhra Pradesh	326.59	212.76	-	-	272.52
	3 Karnataka	452.55	786.68	-	-	494.68
	4 Tamil Nadu	407.02	220.80	-	-	344.65
	5 Residual	326.65	400.51	-	-	329.01
IV.	Synthetic Textiles	521.56	273.92	-	-	494.60
	1 Rajasthan	459.85	252.67	-	-	387.46
	2 Gujarat	582.33	357.43	-	-	580.25
	3 Dadra & N Haveli	578.62	388.27	-	-	575.16
	4 Maharashtra	595.86	575.49	-	-	595.26
	5 Residual	394.84	272.07	-	-	371.89
V.	Jute Textiles	478.71	227.38	-	-	463.05
	1 West Bengal	490.84	294.33	-	-	489.90
	2 Tamil Nadu	359.63	177.37	-	-	223.31
	3 Residual	432.38	357.96	-	-	426.10
All Textile Industries		452.14	280.44	-	-	419.49

TABLE 3.3  
AVERAGE DAILY WAGE RATES OF TIME-RATED WORKERS IN INDUSTRIES BY SEXAGE

Sl. No.	Industry/Stratum	Average Daily Wage Rates (Rs.)				
		Men	Women	Adole- scents	Children	Overall
1	2	3	4	5	6	7
I.	Cotton Textiles	342.71	255.55	-	-	320.38
	1 Punjab	407.48	391.75	-	-	405.75
	2 Rajasthan	313.90	280.96	-	-	312.65
	3 Gujarat	362.10	477.22	-	-	362.40
	4 Maharashtra	337.10	243.68	-	-	326.19
	5 Andhra Pradesh	324.96	272.54	-	-	312.93
	6 Tamil Nadu	365.84	249.69	-	-	304.76
	7 Residual	307.27	257.04	-	-	302.05
II.	Woollen Textiles	398.36	323.95	-	-	395.34
	1 Punjab	549.05	280.46	-	-	540.35
	2 Haryana	370.76	323.10	-	-	364.41
	3 Rajasthan	432.68	303.03	-	-	425.12
	4 Residual	346.96	355.77	-	-	347.17
III.	Silk Textiles	347.53	478.70	-	-	360.25
	1 Maharashtra	448.68	342.07	-	-	435.51
	2 Andhra Pradesh	194.97	153.26	-	-	171.01
	3 Karnataka	351.30	711.89	-	-	396.76
	4 Tamil Nadu	370.82	220.80	-	-	319.37
	5 Residual	315.72	395.00	-	-	318.23
IV.	Synthetic Textiles	423.96	250.18	-	-	407.52
	1 Rajasthan	353.29	237.80	-	-	312.99
	2 Gujarat	457.75	334.43	-	-	456.61
	3 Dadra & N Haveli	461.44	387.79	-	-	460.11
	4 Maharashtra	468.04	465.83	-	-	467.98
	5 Residual	359.47	238.51	-	-	342.20
V.	Jute Textiles	386.20	213.21	-	-	375.35
	1 West Bengal	389.88	269.62	-	-	389.30
	2 Tamil Nadu	311.95	168.39	-	-	204.47
	3 Residual	375.11	331.50	-	-	371.28
All Textile Industries		373.36	253.99	-	-	351.20

TABLE 3.3(a)  
AVERAGE DAILY MINIMUM WAGE RATES OF TIME-RATED WORKERS IN INDUSTRIES BY SEXAGE

Sl. No.	Industry/Stratum	Average Daily Minimum Wage Rates (Rs.)				
		Men	Women	Adole- scents	Children	Overall
1	2	3	4	5	6	7
I.	Cotton Textiles	276.50	227.02	-	-	263.83
	1 Punjab	378.46	342.63	-	-	374.53
	2 Rajasthan	268.07	253.61	-	-	267.52
	3 Gujarat	191.17	352.22	-	-	191.60
	4 Maharashtra	276.04	197.05	-	-	266.81
	5 Andhra Pradesh	295.21	260.89	-	-	287.33
	6 Tamil Nadu	291.92	219.90	-	-	254.04
	7 Residual	287.23	248.65	-	-	283.21
II.	Woollen Textiles	358.05	291.52	-	-	355.36
	1 Punjab	532.78	277.93	-	-	524.52
	2 Haryana	361.54	322.49	-	-	356.34
	3 Rajasthan	384.92	232.93	-	-	376.05
	4 Residual	296.32	303.46	-	-	296.49
III.	Silk Textiles	286.97	416.89	-	-	299.57
	1 Maharashtra	304.21	195.28	-	-	290.76
	2 Andhra Pradesh	194.97	153.26	-	-	171.01
	3 Karnataka	250.03	637.10	-	-	298.84
	4 Tamil Nadu	348.48	220.80	-	-	304.68
	5 Residual	302.81	383.22	-	-	305.36
IV.	Synthetic Textiles	322.38	230.49	-	-	313.69
	1 Rajasthan	246.62	222.88	-	-	238.34
	2 Gujarat	333.06	311.42	-	-	332.85
	3 Dadra & N Haveli	344.27	387.32	-	-	345.05
	4 Maharashtra	340.39	356.16	-	-	340.85
	5 Residual	316.93	216.20	-	-	302.55
V.	Jute Textiles	293.28	199.11	-	-	287.37
	1 West Bengal	288.91	244.91	-	-	288.70
	2 Tamil Nadu	264.33	159.40	-	-	185.78
	3 Residual	317.62	304.91	-	-	316.50
All Textile Industries		293.49	227.12	-	-	281.18

TABLE 3.3(b)  
AVERAGE DAILY MAXIMUM WAGE RATES OF TIME-RATED WORKERS IN INDUSTRIES BY SEXAGE

Sl. No.	Industry/Stratum	Average Maximum Daily Wage Rates (Rs.)				
		Men	Women	Adole- scents	Children	Overall
1	2	3	4	5	6	7
I.	Cotton Textiles	408.91	284.07	-	-	376.92
	1 Punjab	436.50	440.86	-	-	436.98
	2 Rajasthan	359.73	308.30	-	-	357.77
	3 Gujarat	533.02	602.22	-	-	533.20
	4 Maharashtra	398.16	290.30	-	-	385.56
	5 Andhra Pradesh	354.71	284.20	-	-	338.53
	6 Tamil Nadu	439.76	279.48	-	-	355.47
	7 Residual	327.32	265.42	-	-	320.88
II.	Woollen Textiles	438.66	356.37	-	-	435.32
	1 Punjab	565.32	283.00	-	-	556.17
	2 Haryana	379.97	323.71	-	-	372.48
	3 Rajasthan	480.44	373.12	-	-	474.18
	4 Residual	397.61	408.08	-	-	397.86
III.	Silk Textiles	408.07	540.51	-	-	420.92
	1 Maharashtra	593.14	488.85	-	-	580.27
	2 Andhra Pradesh	194.97	153.26	-	-	171.01
	3 Karnataka	452.55	786.68	-	-	494.68
	4 Tamil Nadu	393.17	220.80	-	-	334.05
	5 Residual	328.63	406.78	-	-	331.11
IV.	Synthetic Textiles	525.54	269.87	-	-	501.35
	1 Rajasthan	459.96	252.71	-	-	387.63
	2 Gujarat	582.45	357.43	-	-	580.35
	3 Dadra & N Haveli	578.62	388.27	-	-	575.16
	4 Maharashtra	595.69	575.49	-	-	595.10
	5 Residual	402.00	260.82	-	-	381.85
V.	Jute Textiles	479.12	227.31	-	-	463.32
	1 West Bengal	490.84	294.33	-	-	489.90
	2 Tamil Nadu	359.58	177.37	-	-	223.17
	3 Residual	432.60	358.08	-	-	426.06
All Textile Industries		453.21	280.85	-	-	421.22

TABLE 3.4  
AVERAGE DAILY WAGE RATES OF PIECE-RATED WORKERS IN INDUSTRIES BY SEXAGE

Sl. No.	Industry/Stratum	Average Daily Wage Rates (Rs.)				
		Men	Women	Adole- scents	Children	Overall
1	2	3	4	5	6	7
I.	Cotton Textiles	299.38	185.17	-	-	237.12
	1 Tamil Nadu	315.00	436.97	-	-	368.03
	2 Residual	298.27	174.01	-	-	229.76
II.	Woollen Textiles	-	360.00	-	-	360.00
	1 Rajasthan	-	360.00	-	-	360.00
III.	Silk Textiles	310.68	321.28	-	-	312.26
	1 Andhra Pradesh	420.37	345.23	-	-	395.32
	2 Tamil Nadu	621.67	-	-	-	621.67
	3 Residual	226.25	189.58	-	-	224.75
IV.	Synthetic Textiles	285.96	285.64	-	-	285.79
	1 Rajasthan	307.44	212.70	-	-	253.30
	2 Gujarat	356.19	-	-	-	356.19
	3 Maharashtra	609.61	-	-	-	609.61
	4 Residual	284.17	286.23	-	-	285.27
V.	Jute Textiles	404.41	285.00	-	-	403.67
	1 Tamil Nadu	375.00	-	-	-	375.00
	2 Residual	404.62	285.00	-	-	403.87
All Textile Industries		306.06	248.79	-	-	277.51

TABLE 3.4(a)  
AVERAGE DAILY MINIMUM WAGE RATES OF PIECE-RATED WORKERS IN INDUSTRIES BY SEXAGE

Sl. No.	Industry/Stratum	Average Daily Minimum Wage Rates (Rs.)				
		Men	Women	Adole- scents	Children	Overall
1	2	3	4	5	6	7
I.	Cotton Textiles	231.39	144.09	-	-	183.80
	1 Tamil Nadu	200.00	303.57	-	-	245.03
	2 Residual	233.61	137.02	-	-	180.36
II.	Woollen Textiles	-	360.00	-	-	360.00
	1 Rajasthan	-	360.00	-	-	360.00
III.	Silk Textiles	281.44	308.72	-	-	285.52
	1 Andhra Pradesh	394.50	331.67	-	-	373.55
	2 Tamil Nadu	459.67	-	-	-	459.67
	3 Residual	209.57	182.47	-	-	208.46
IV.	Synthetic Textiles	279.09	276.00	-	-	277.44
	1 Rajasthan	249.49	187.43	-	-	214.03
	2 Gujarat	355.73	-	-	-	355.73
	3 Maharashtra	325.46	-	-	-	325.46
	4 Residual	278.21	276.71	-	-	277.40
V.	Jute Textiles	381.30	250.00	-	-	380.48
	1 Tamil Nadu	375.00	-	-	-	375.00
	2 Residual	381.34	250.00	-	-	380.52
All Textile Industries		278.03	227.55	-	-	252.87



TABLE 3.4(b)  
AVERAGE DAILY MAXIMUM WAGE RATES OF PIECE-RATED WORKERS IN INDUSTRIES BY SEXAGE

Sl. No.	Industry/Stratum	Average Daily Maximum Wage Rates (Rs.)				
		Men	Women	Adole- scents	Children	Overall
1	2	3	4	5	6	7
I.	Cotton Textiles	367.36	226.26	-	-	290.44
	1 Tamil Nadu	430.00	570.37	-	-	491.03
	2 Residual	362.93	211.00	-	-	279.17
II.	Woollen Textiles	-	360.00	-	-	360.00
	1 Rajasthan	-	360.00	-	-	360.00
III.	Silk Textiles	339.91	333.85	-	-	339.01
	1 Andhra Pradesh	446.24	358.79	-	-	417.09
	2 Tamil Nadu	783.67	-	-	-	783.67
	3 Residual	242.93	196.69	-	-	241.04
IV.	Synthetic Textiles	292.84	295.29	-	-	294.15
	1 Rajasthan	365.38	237.97	-	-	292.58
	2 Gujarat	356.65	-	-	-	356.65
	3 Maharashtra	893.76	-	-	-	893.76
	4 Residual	290.13	295.75	-	-	293.14
V.	Jute Textiles	427.53	320.00	-	-	426.86
	1 Tamil Nadu	375.00	-	-	-	375.00
	2 Residual	427.90	320.00	-	-	427.22
All Textile Industries		334.08	270.04	-	-	302.15

TABLE 3.5  
AVERAGE DAILY WAGE RATES OF WORKERS IN INDUSTRIES BY OCCUPATION AND SEXAGE

Sl. No.	Industry/Occupation	Average Daily Wage Rates (Rs.)				
		Men	Women	Adole- scents	Children	Overall
1	2	3	4	5	6	7
I.	Cotton Textiles	342.48	254.31	-	-	319.68
1	Beltman/Stitcher/Moc	339.04	-	-	-	339.04
2	Boiler Attendant	621.23	-	-	-	621.23
3	Carpenter	394.46	-	-	-	394.46
4	Checker	391.63	212.00	-	-	351.62
5	Compressor Operator	297.44	-	-	-	297.44
6	Coolie/Mazdoor	329.77	275.00	-	-	329.59
7	Driver	376.90	-	-	-	376.90
8	Electrician	389.93	127.50	-	-	387.34
9	Fireman	221.09	-	-	-	221.09
10	Fitter	416.04	181.25	-	-	414.32
11	Mech/Elec Foreman	571.55	1096.15	-	-	618.63
12	Helper	287.05	251.23	-	-	280.40
13	Loader/Unloader	320.98	-	-	-	320.98
14	Mistry/Kangani	385.02	406.87	-	-	386.37
15	Mason	240.48	246.50	-	-	244.58
16	Mechanic (General)	318.25	322.65	-	-	318.50
17	Motor Mechanic	390.22	-	-	-	390.22
18	Oilman/Greaser	320.31	-	-	-	320.31
19	Packer	283.02	228.62	-	-	269.93
20	Painter	413.87	-	-	-	413.87
21	Picker	345.43	284.53	-	-	308.64
22	Plumber	382.18	285.00	-	-	362.48
23	Press Man	301.92	261.23	-	-	287.10
24	Pump Attendant	279.40	244.50	-	-	266.15
25	Sorter	295.17	-	-	-	295.17
26	Supervisor	500.13	337.88	-	-	493.63
27	Sweeper	354.21	282.97	-	-	304.27
28	Switch Board Attedan	335.09	-	-	-	335.09
29	Tailor	336.69	248.05	-	-	267.81
30	Turner	408.10	335.97	-	-	387.09
31	Watchman	312.98	313.72	-	-	312.99
32	Welder	328.45	281.70	-	-	318.02
33	Wireman	361.81	-	-	-	361.81
34	Cutter	-	180.55	-	-	180.55
35	Af. Treat. Plant Op.	401.78	294.23	-	-	398.75
36	Gen./Turbo Operator	339.77	-	-	-	339.77
37	Khalashi	282.39	-	-	-	282.39
38	Store Keeper	387.38	260.51	-	-	381.83
39	Apprentices/Trainees	288.73	160.54	-	-	225.73
40	Back Sizer	317.16	210.00	-	-	316.43
41	Bale Breaker/Feeder	345.99	215.78	-	-	327.62
42	Baler	292.54	190.77	-	-	287.61
43	Bobbin carrier	306.90	215.28	-	-	262.19

Table 3.5

Sl. No.	Industry/Occupation	Average Daily Wage Rates (Rs.)				
		Men	Women	Adole- scents	Children	Overall
1	2	3	4	5	6	7
44	Beam Carrier	424.16	166.43	-	-	419.18
45	Bleaching and Finish	382.71	287.12	-	-	361.80
46	Can Tenter/Card Tent	291.51	192.14	-	-	275.30
47	Creeler/Creel Boy	255.65	231.46	-	-	251.30
48	Comber Tenter	374.97	210.84	-	-	286.73
49	Color Man	367.23	-	-	-	367.23
50	Doffing Boy/Doffer	304.79	-	-	-	304.79
51	Drawer-In	369.19	250.53	-	-	353.64
52	Drawing Frame Worker	285.68	183.72	-	-	262.53
53	Dyeing Operator	374.15	370.40	-	-	373.31
54	Examiner	478.88	215.58	-	-	245.58
55	Front Sizer	310.92	236.00	-	-	272.63
56	Fog Machine Man	265.99	250.99	-	-	262.40
57	Godown Mixing Attend	340.94	232.23	-	-	316.34
58	Grinder/Flat Grinder	364.95	166.43	-	-	350.45
59	Head Jobber/Supervis	445.06	260.42	-	-	428.75
60	HTHP Machine Man	250.00	-	-	-	250.00
61	Heald/Reed Repairer	484.10	-	-	-	484.10
62	Inter Tenter/Double	409.79	265.40	-	-	401.50
63	Jobber	397.38	378.28	-	-	396.92
64	Knotter/Knotex Machi	307.77	323.55	-	-	309.04
65	Lap/Can Carrier	336.01	307.39	-	-	334.09
66	Mercer. Feeding Op	210.82	140.86	-	-	147.22
67	Piece Carrier	281.75	283.49	-	-	283.15
68	Reacher	615.38	166.43	-	-	187.81
69	Reeler	326.24	369.26	-	-	347.62
70	Ring Doffer	315.65	233.26	-	-	303.49
71	Ring piecer/Ring fra	272.40	212.66	-	-	265.61
72	Roller Coverer	305.90	186.79	-	-	265.03
73	Slubbing/Simplex Ten	351.87	232.89	-	-	304.48
74	Spinner	324.35	236.43	-	-	275.30
75	Stripper	298.87	213.84	-	-	269.25
76	SBM Machine Man	429.40	276.93	-	-	416.24
77	Silver/Ribbon Lap Te	305.43	167.84	-	-	258.74
78	Speed Frame Tenter	243.36	183.22	-	-	225.74
79	Stitcher	281.29	270.36	-	-	276.37
80	Warper (All Types)	381.08	247.90	-	-	338.62
81	Reliever (Weaver)	328.59	221.52	-	-	314.64
82	Winder (All Types)/T	307.10	239.49	-	-	275.28
83	Weft Carrier-cum-Emp	348.87	252.07	-	-	323.48
84	Miscellaneous	428.28	262.34	-	-	383.01
II.	Woollen Textiles	398.36	324.25	-	-	395.33
1	Blacksmith	621.00	-	-	-	621.00
2	Boiler Attendant	445.38	-	-	-	445.38
3	Carpenter	250.00	-	-	-	250.00
4	Checker	347.66	334.26	-	-	347.21
5	Compressor Operator	309.54	430.49	-	-	309.94
6	Coolie/Mazdoor	300.85	248.08	-	-	296.43

Table 3.5

Sl. No.	Industry/Occupation	Average Daily Wage Rates (Rs.)				
		Men	Women	Adole- scents	Children	Overall
1	2	3	4	5	6	7
7	Driver	354.88	-	-	-	354.88
8	Electrician	363.11	-	-	-	363.11
9	Fireman	307.69	-	-	-	307.69
10	Fitter	409.83	290.86	-	-	408.88
11	Mech/Elec Foreman	558.46	-	-	-	558.46
12	Helper	368.90	322.91	-	-	364.84
13	Loader/Unloader	323.22	-	-	-	323.22
14	Mechanic (General)	412.61	-	-	-	412.61
15	Oilman/Greaser	372.22	-	-	-	372.22
16	Packer	366.03	308.31	-	-	363.11
17	Painter	373.07	-	-	-	373.07
18	Picker	307.66	373.07	-	-	351.27
19	Plumber	373.07	-	-	-	373.07
20	Press Man	258.46	-	-	-	258.46
21	Sorter	209.30	201.49	-	-	203.16
22	Supervisor	497.41	381.97	-	-	496.72
23	Sweeper	360.68	311.11	-	-	353.48
24	Tailor	321.42	355.76	-	-	332.87
25	Turner	367.79	-	-	-	367.79
26	Watchman	310.22	296.30	-	-	310.08
27	Welder	312.26	-	-	-	312.26
28	Gen./Turbo Operator	324.00	-	-	-	324.00
29	Khalashi	638.11	-	-	-	638.11
30	Store Keeper	339.35	-	-	-	339.35
31	Apprentices/Trainees	363.40	426.25	-	-	369.62
32	Blendman	369.47	-	-	-	369.47
33	Bobbin Setter	266.29	-	-	-	266.29
34	Card/Hopper Feeder	553.87	206.71	-	-	544.81
35	Cleaner	722.32	107.70	-	-	711.91
36	Condenser Man	421.08	-	-	-	421.08
37	Darner/Cloth Minder	448.12	430.76	-	-	445.95
38	Doffer/Fly Frame	343.97	-	-	-	343.97
39	Drawing Man	392.30	-	-	-	392.30
40	Felter	435.09	-	-	-	435.09
41	Gill Box Man	423.41	-	-	-	423.41
42	Line Mistry	509.32	-	-	-	509.32
43	Milling Machine Man	453.06	277.69	-	-	443.04
44	Mule Minder/Spinner	331.95	613.07	-	-	338.14
45	Picker/Clipper Perch	369.63	433.31	-	-	372.75
46	Picker/Ring Spinner	369.83	245.00	-	-	368.97
47	Rag Cutting Mach Op	472.99	304.49	-	-	470.98
48	Reeler/Knotter	351.27	342.65	-	-	348.43
49	Roving machine Man	389.79	-	-	-	389.79
50	Scouring Machine Man	435.43	-	-	-	435.43
51	Twister/Doubler	506.85	-	-	-	506.85
52	Warper	386.66	307.69	-	-	373.50
53	Weaver	394.50	-	-	-	394.50
54	Weaver-Hand Loom	258.24	307.69	-	-	269.23
55	Weaver-Power Loom	389.43	250.06	-	-	382.70
56	Winder	339.65	355.76	-	-	341.04

Table 3.5

Sl. No.	Industry/Occupation	Average Daily Wage Rates (Rs.)				
		Men	Women	Adole- scents	Children	Overall
1	2	3	4	5	6	7
57	Wool Dyer	410.80	355.76	-	-	407.38
58	Miscellaneous	399.17	769.23	-	-	410.55
III.	Silk Textiles	346.86	474.09	-	-	359.33
1	Beltman/Stitcher/Moc	119.19	119.19	-	-	119.19
2	Boiler Attendant	500.36	-	-	-	500.36
3	Carpenter	712.00	-	-	-	712.00
4	Checker	308.29	-	-	-	308.29
5	Compressor Operator	267.30	-	-	-	267.30
6	Coolie/Mazdoor	349.23	-	-	-	349.23
7	Driver	379.75	-	-	-	379.75
8	Electrician	347.54	-	-	-	347.54
9	Fireman	307.69	-	-	-	307.69
10	Fitter	336.71	-	-	-	336.71
11	Mech/Elec Foreman	996.00	-	-	-	996.00
12	Helper	284.61	353.37	-	-	291.79
13	Loader/Unloader	279.10	-	-	-	279.10
14	Mistry/Kangani	417.27	-	-	-	417.27
15	Mechanic (General)	358.17	-	-	-	358.17
16	Oilman/Greaser	290.00	-	-	-	290.00
17	Packer	357.20	209.62	-	-	317.18
18	Painter	269.23	-	-	-	269.23
19	Picker	140.00	-	-	-	140.00
20	Supervisor	565.39	-	-	-	565.39
21	Sweeper	309.76	427.10	-	-	344.27
22	Tailor	334.13	302.02	-	-	327.21
23	Turner	340.00	-	-	-	340.00
24	Watchman	380.66	-	-	-	380.66
25	Welder	294.90	-	-	-	294.90
26	Machine Man	331.39	-	-	-	331.39
27	Khalashi	996.00	-	-	-	996.00
28	Store Keeper	349.52	519.23	-	-	360.13
29	Apprentices/Trainees	123.87	-	-	-	123.87
30	Colour Mixer	220.04	300.00	-	-	226.89
31	Cooker	173.00	289.02	-	-	279.35
32	Creeler/Creel Boy	392.86	-	-	-	392.86
33	Cloth Checker	324.82	296.73	-	-	320.69
34	Card Tenter	-	200.00	-	-	200.00
35	Combing Machine Op	332.61	357.35	-	-	333.29
36	Doubler	854.50	138.00	-	-	329.07
37	Drawer-In	358.07	-	-	-	358.07
38	Finishman	416.56	547.50	-	-	447.37
39	Fleyer/Ring Frame Op	596.15	-	-	-	596.15
40	Hand Folder	398.57	-	-	-	398.57
41	Head Jobber	411.16	-	-	-	411.16
42	Jiggerman	225.24	-	-	-	225.24
43	Jobber	237.65	-	-	-	237.65
44	Knotter	224.98	124.00	-	-	174.49
45	Operator	330.39	288.46	-	-	330.20

Table 3.5

Sl. No.	Industry/Occupation	Average Daily Wage Rates (Rs.)				
		Men	Women	Adole- scents	Children	Overall
1	2	3	4	5	6	7
46	Printer-Machine/Hand	529.78	139.31	-	-	525.88
47	Reacher	316.67	-	-	-	316.67
48	Reeler	361.12	798.46	-	-	689.12
49	Silk Cleaner	326.79	170.57	-	-	244.57
50	Sorter	757.52	829.07	-	-	778.81
51	Stentering Machine M	623.13	847.72	-	-	696.46
52	Twister	218.38	234.13	-	-	221.23
53	Warper	356.18	-	-	-	356.18
54	Washer	457.84	-	-	-	457.84
55	Weaver-Auto Loom	427.59	269.23	-	-	422.72
56	Weaver-Ordinary	341.48	301.71	-	-	339.36
57	Winder	285.40	171.35	-	-	268.48
58	Miscellaneous	253.97	251.35	-	-	253.84
IV.	Synthetic Textiles	421.60	255.84	-	-	403.55
1	Boiler Attendant	508.52	-	-	-	508.52
2	Boiler Maker	422.75	-	-	-	422.75
3	Carpenter	356.29	-	-	-	356.29
4	Checker	389.42	276.43	-	-	379.14
5	Compressor Operator	692.19	709.61	-	-	692.29
6	Coolie/Mazdoor	300.19	249.04	-	-	298.61
7	Driver	391.10	158.65	-	-	390.35
8	Electrician	491.40	769.30	-	-	492.27
9	Fireman	399.13	-	-	-	399.13
10	Fitter	437.96	-	-	-	437.96
11	Mech/Elec Foreman	691.87	1084.23	-	-	708.31
12	Helper	334.01	233.06	-	-	314.89
13	Loader/Unloader	295.37	254.71	-	-	294.08
14	Mistry/Kangani	457.99	-	-	-	457.99
15	Mason	369.95	-	-	-	369.95
16	Mechanic (General)	573.85	-	-	-	573.85
17	Motor Mechanic	393.28	277.50	-	-	375.19
18	Oilman/Greaser	317.60	-	-	-	317.60
19	Packer	331.62	291.47	-	-	321.37
20	Painter	398.38	-	-	-	398.38
21	Picker	519.23	185.00	-	-	321.60
22	Plumber	384.70	-	-	-	384.70
23	Press Man	289.19	175.00	-	-	286.71
24	Pump Attendant	296.00	-	-	-	296.00
25	Supervisor	685.72	542.16	-	-	683.14
26	Sweeper	344.64	321.41	-	-	336.43
27	Switch Board Attedan	300.27	-	-	-	300.27
28	Tailor	380.83	1296.51	-	-	448.66
29	Turner	410.94	-	-	-	410.94
30	Watchman	383.31	-	-	-	383.31
31	Welder	414.41	-	-	-	414.41
32	Wireman	429.99	-	-	-	429.99
33	Machine Man	394.47	-	-	-	394.47
34	Af. Treat. Plant Op.	498.33	-	-	-	498.33

Table 3.5

Sl. No.	Industry/Occupation	Average Daily Wage Rates (Rs.)				
		Men	Women	Adole- scents	Children	Overall
1	2	3	4	5	6	7
35	Khalashi	222.50	-	-	-	222.50
36	Store Keeper	416.22	-	-	-	416.22
37	Apprentices/Trainees	315.66	316.13	-	-	315.77
38	Blender/Bale Breaker	267.33	208.37	-	-	259.96
39	Back Sizer	281.73	246.93	-	-	279.38
40	Bobbin Carrier	377.65	110.00	-	-	243.82
41	Beam Dying Mach Op	453.71	296.30	-	-	452.93
42	Card Tenter/Stripper	285.64	166.38	-	-	275.14
43	Checker	488.79	251.30	-	-	388.91
44	Creeler/Creel Boy	274.80	273.18	-	-	274.73
45	Cutting Machine Man	448.65	-	-	-	448.65
46	Darner/Looker Clip	434.82	282.16	-	-	401.94
47	Doffing Boy/Doffer	292.76	285.38	-	-	292.37
48	Drawer-In	454.59	239.35	-	-	334.99
49	Drawing Frame Tenter	313.85	219.85	-	-	283.14
50	Doubler	330.76	110.00	-	-	136.64
51	Finisher/Line Boy	403.30	161.25	-	-	390.91
52	Front Sizer/Sizer	329.06	-	-	-	329.06
53	Grinder-Carding Mach	508.68	436.39	-	-	503.79
54	Head Jobber	653.61	428.18	-	-	648.01
55	Jobber/Fancy Jobber	408.95	126.12	-	-	408.59
56	Lot Maker/Preparer	343.73	-	-	-	343.73
57	Machine Folder	415.64	211.54	-	-	414.71
58	Machine Op/Jigger	455.22	314.80	-	-	454.69
59	Packer/Yarn Packer	359.35	343.69	-	-	357.45
60	Printing Machine Op	350.11	-	-	-	350.11
61	Reacher	318.86	-	-	-	318.86
62	Reeler	336.89	250.00	-	-	329.20
63	Ring Doffer	332.95	245.00	-	-	307.82
64	Ring Piecer/Frame Te	290.99	-	-	-	290.99
65	Roller Coverer	410.14	270.00	-	-	403.77
66	Simplex Tenter	256.94	132.32	-	-	211.21
67	Stenter Operator	506.18	-	-	-	506.18
68	Spinner	273.30	153.81	-	-	214.12
69	Tape Man	817.31	-	-	-	817.31
70	Sider/Two For One Te	255.28	259.48	-	-	255.87
71	Twister-Thrower	385.10	-	-	-	385.10
72	Warper-All Types	459.46	254.01	-	-	444.75
73	Weaver-Power Loom	382.45	364.54	-	-	382.29
74	Weaver-High Speed	359.17	-	-	-	359.17
75	Weft Distributor	540.31	-	-	-	540.31
76	Winder	346.78	281.74	-	-	314.38
77	Mach Op-Draw Textur	352.77	-	-	-	352.77
78	Mach Op-Draw Twister	514.00	-	-	-	514.00
79	Mach Op-Jet Dyeing	450.13	-	-	-	450.13
80	Miscellaneous	456.10	561.07	-	-	456.50
V.	Jute Textiles	386.35	213.26	-	-	375.56
1	Beltman/Stitcher/Moc	206.98	191.50	-	-	205.74

Table 3.5

Sl. No.	Industry/Occupation	Average Daily Wage Rates (Rs.)				
		Men	Women	Adole- scents	Children	Overall
1	2	3	4	5	6	7
2	Blacksmith	349.28	-	-	-	349.28
3	Boiler Attendant	406.57	-	-	-	406.57
4	Boiler Maker	407.34	-	-	-	407.34
5	Carpenter	376.81	-	-	-	376.81
6	Checker	322.22	191.74	-	-	257.94
7	Compressor Operator	428.45	455.74	-	-	429.18
8	Coolie/Mazdoor	417.43	280.61	-	-	415.27
9	Driver	366.15	130.00	-	-	359.57
10	Electrician	372.69	-	-	-	372.69
11	Fireman	317.42	-	-	-	317.42
12	Fitter	381.15	-	-	-	381.15
13	Mech/Elec Foreman	253.80	-	-	-	253.80
14	Helper	384.96	276.57	-	-	378.78
15	Loader/Unloader	407.57	-	-	-	407.57
16	Mistry/Kangani	394.75	-	-	-	394.75
17	Mason	385.99	-	-	-	385.99
18	Mechanic (General)	371.47	171.00	-	-	370.81
19	Motor Mechanic	325.47	-	-	-	325.47
20	Oilman/Greaser	400.69	-	-	-	400.69
21	Packer	340.35	165.24	-	-	233.88
22	Painter	338.95	-	-	-	338.95
23	Picker	395.50	-	-	-	395.50
24	Plumber	296.69	-	-	-	296.69
25	Press Man	435.73	-	-	-	435.73
26	Pump Attendant	278.76	-	-	-	278.76
27	Sign Maker	461.33	-	-	-	461.33
28	Supervisor	417.71	162.33	-	-	409.65
29	Sweeper	426.13	217.17	-	-	391.53
30	Switch Board Attedan	340.87	-	-	-	340.87
31	Tailor	893.57	-	-	-	893.57
32	Turner	341.53	-	-	-	341.53
33	Watchman	325.18	349.03	-	-	325.29
34	Welder	392.15	-	-	-	392.15
35	Wireman	321.71	-	-	-	321.71
36	Af. Treat. Plant Op.	248.77	-	-	-	248.77
37	Gen./Turbo Operator	395.54	-	-	-	395.54
38	Khalashi	443.09	-	-	-	443.09
39	Store Keeper	304.24	-	-	-	304.24
40	Apprentices/Trainees	525.10	444.39	-	-	493.33
41	Beamer	368.40	284.35	-	-	364.77
42	Breaker Feeder	357.20	148.16	-	-	329.29
43	Beamer Tier & Joiner	429.06	-	-	-	429.06
44	Breaker Receiver	408.48	188.86	-	-	382.44
45	Calander Feeder/Man	414.44	131.14	-	-	380.95
46	Cop Winder	415.78	196.85	-	-	373.10
47	Finisher & Receiver	422.35	189.71	-	-	395.33
48	First Drawing Receiv	301.23	330.38	-	-	301.64
49	First Pressman	433.12	-	-	-	433.12
50	Hand Sewer	333.95	175.16	-	-	324.94
51	Head Mistry/Charge H	427.01	-	-	-	427.01



Table 3.5

Sl. No.	Industry/Occupation	Average Daily Wage Rates (Rs.)				
		Men	Women	Adole- scents	Children	Overall
1	2	3	4	5	6	7
52	Head Sirdar/Supervis	368.78	-	-	-	368.78
53	Hessian Warp/Weft Sp	386.87	350.63	-	-	386.82
54	Heamming Machine Opt	397.67	137.64	-	-	393.82
55	Pickerman/Ankarwalla	419.99	-	-	-	419.99
56	Pin Boy/Bar Boy	350.28	-	-	-	350.28
57	Root Cutter	436.84	336.65	-	-	432.11
58	Sacking Loom Weaver	353.93	287.36	-	-	353.10
59	Sacking Weft Spinner	354.90	211.39	-	-	335.82
60	Sectional Sirdar	393.51	231.50	-	-	390.41
61	Selector	375.48	-	-	-	375.48
62	Sewing Machine Op	425.12	-	-	-	425.12
63	Softner Feeder	377.85	430.84	-	-	378.03
64	Softner Receiver	379.53	284.58	-	-	377.25
65	Sp Shifter/Bobbin Ca	348.13	165.54	-	-	282.70
66	Starchman	329.22	331.00	-	-	329.73
67	Teaser Feeder	363.09	-	-	-	363.09
68	Twister/Doubler	364.41	320.47	-	-	361.28
69	Warp Winder	369.69	186.83	-	-	340.84
70	Miscellaneous	430.38	300.00	-	-	426.03
All Textile Industries		372.75	253.79	-	-	350.13

TABLE 3.5(a)  
AVERAGE DAILY MINIMUM WAGE RATES OF WORKERS IN INDUSTRIES BY OCCUPATION AND SEXAGE

Sl. No.	Industry/Occupation	Average Daily Minimum Wage Rates (Rs.)				
		Men	Women	Adole- scents	Children	Overall
1	2	3	4	5	6	7
I.	Cotton Textiles	276.27	225.57	-	-	263.16
1	Beltman/Stitcher/Moc	337.96	-	-	-	337.96
2	Boiler Attendant	539.97	-	-	-	539.97
3	Carpenter	394.46	-	-	-	394.46
4	Checker	314.77	194.98	-	-	288.09
5	Compressor Operator	169.56	-	-	-	169.56
6	Coolie/Mazdoor	256.41	275.00	-	-	256.47
7	Driver	298.68	-	-	-	298.68
8	Electrician	296.51	127.50	-	-	294.84
9	Fireman	221.09	-	-	-	221.09
10	Fitter	281.88	181.20	-	-	281.14
11	Mech/Elec Foreman	510.82	990.95	-	-	553.90
12	Helper	228.47	234.38	-	-	229.56
13	Loader/Unloader	289.37	-	-	-	289.37
14	Mistry/Kangani	339.23	406.87	-	-	343.43
15	Mason	236.35	240.00	-	-	238.84
16	Mechanic (General)	226.55	215.35	-	-	225.91
17	Motor Mechanic	330.78	-	-	-	330.78
18	Oilman/Greaser	254.44	-	-	-	254.44
19	Packer	235.80	216.32	-	-	231.11
20	Painter	413.87	-	-	-	413.87
21	Picker	248.50	248.50	-	-	248.50
22	Plumber	376.54	265.00	-	-	353.93
23	Press Man	285.98	222.15	-	-	262.73
24	Pump Attendant	262.87	230.50	-	-	250.58
25	Sorter	295.17	-	-	-	295.17
26	Supervisor	381.33	236.91	-	-	375.55
27	Sweeper	312.76	240.52	-	-	262.12
28	Switch Board Attedan	310.17	-	-	-	310.17
29	Tailor	318.45	233.58	-	-	252.50
30	Turner	395.77	322.62	-	-	374.46
31	Watchman	259.69	311.43	-	-	260.40
32	Welder	326.46	281.70	-	-	316.47
33	Wireman	300.22	-	-	-	300.22
34	Cutter	-	149.80	-	-	149.80
35	Af. Treat. Plant Op.	286.39	294.23	-	-	286.61
36	Gen./Turbo Operator	260.93	-	-	-	260.93
37	Khalashi	240.67	-	-	-	240.67
38	Store Keeper	317.05	246.98	-	-	313.98
39	Apprentices/Trainees	166.40	153.74	-	-	160.18
40	Back Sizer	225.91	210.00	-	-	225.80
41	Bale Breaker/Feeder	306.30	210.07	-	-	292.72
42	Baler	255.48	190.77	-	-	252.35
43	Bobbin carrier	290.10	215.28	-	-	253.59

Table 3.5(a)

Sl. No.	Industry/Occupation	Average Daily Minimum Wage Rates (Rs.)				
		Men	Women	Adole- scents	Children	Overall
1	2	3	4	5	6	7
44	Beam Carrier	200.19	166.43	-	-	199.53
45	Bleaching and Finish	296.46	232.57	-	-	282.48
46	Can Tenter/Card Tent	269.84	184.59	-	-	255.93
47	Creeler/Creel Boy	244.93	222.28	-	-	240.86
48	Comber Tenter	296.75	183.15	-	-	235.68
49	Color Man	239.96	-	-	-	239.96
50	Doffing Boy/Doffer	304.79	-	-	-	304.79
51	Drawer-In	332.10	227.81	-	-	318.44
52	Drawing Frame Worker	266.46	179.48	-	-	246.71
53	Dyeing Operator	324.19	287.72	-	-	316.03
54	Examiner	324.71	135.00	-	-	156.61
55	Front Sizer	273.87	236.00	-	-	254.52
56	Fog Machine Man	235.62	224.88	-	-	233.05
57	Godown Mixing Attend	314.75	196.93	-	-	288.09
58	Grinder/Flat Grinder	360.68	166.43	-	-	346.49
59	Head Jobber/Supervis	392.29	243.73	-	-	379.17
60	HTHP Machine Man	250.00	-	-	-	250.00
61	Heald/Reed Repairer	227.18	-	-	-	227.18
62	Inter Tenter/Double	356.59	240.61	-	-	349.93
63	Jobber	345.95	378.00	-	-	346.71
64	Knotter/Knotex Machi	278.88	304.49	-	-	280.94
65	Lap/Can Carrier	320.09	306.12	-	-	319.15
66	Mercer. Feeding Op	182.61	59.94	-	-	71.09
67	Piece Carrier	244.70	282.58	-	-	275.11
68	Reacher	615.38	166.43	-	-	187.81
69	Reeler	304.94	347.20	-	-	325.95
70	Ring Doffer	287.93	213.32	-	-	276.92
71	Ring piecer/Ring fra	246.94	189.65	-	-	240.42
72	Roller Coverer	289.69	184.21	-	-	253.50
73	Slubbing/Simplex Ten	303.62	209.60	-	-	266.18
74	Spinner	283.21	209.44	-	-	242.05
75	Stripper	295.66	213.84	-	-	267.15
76	SBM Machine Man	291.69	133.85	-	-	278.07
77	Silver/Ribbon Lap Te	242.13	162.09	-	-	214.97
78	Speed Frame Tenter	239.17	179.81	-	-	221.78
79	Stitcher	280.79	268.74	-	-	275.37
80	Warper (All Types)	330.79	230.70	-	-	298.87
81	Reliever (Weaver)	258.63	184.07	-	-	248.92
82	Winder (All Types)/T	255.36	197.76	-	-	228.26
83	Weft Carrier-cum-Emp	331.64	243.74	-	-	308.59
84	Miscellaneous	179.82	227.92	-	-	192.94
II.	Woollen Textiles	358.05	292.10	-	-	355.36
1	Blacksmith	621.00	-	-	-	621.00
2	Boiler Attendant	413.10	-	-	-	413.10
3	Carpenter	250.00	-	-	-	250.00
4	Checker	343.68	334.26	-	-	343.37
5	Compressor Operator	211.39	430.49	-	-	212.12
6	Coolie/Mazdoor	257.52	248.08	-	-	256.73

Table 3.5(a)

Sl. No.	Industry/Occupation	Average Daily Minimum Wage Rates (Rs.)				
		Men	Women	Adole- scents	Children	Overall
1	2	3	4	5	6	7
7	Driver	330.23	-	-	-	330.23
8	Electrician	349.73	-	-	-	349.73
9	Fireman	307.69	-	-	-	307.69
10	Fitter	359.57	168.42	-	-	358.04
11	Mech/Elec Foreman	546.19	-	-	-	546.19
12	Helper	336.85	288.30	-	-	332.57
13	Loader/Unloader	284.99	-	-	-	284.99
14	Mechanic (General)	380.45	-	-	-	380.45
15	Oilman/Greaser	372.22	-	-	-	372.22
16	Packer	328.13	308.31	-	-	327.13
17	Painter	373.07	-	-	-	373.07
18	Picker	307.66	373.07	-	-	351.27
19	Plumber	373.07	-	-	-	373.07
20	Press Man	258.46	-	-	-	258.46
21	Sorter	208.33	199.47	-	-	201.37
22	Supervisor	411.47	381.97	-	-	411.29
23	Sweeper	330.96	311.11	-	-	328.08
24	Tailor	321.42	355.76	-	-	332.87
25	Turner	367.79	-	-	-	367.79
26	Watchman	278.37	296.30	-	-	278.55
27	Welder	312.26	-	-	-	312.26
28	Gen./Turbo Operator	324.00	-	-	-	324.00
29	Khalashi	638.11	-	-	-	638.11
30	Store Keeper	329.76	-	-	-	329.76
31	Apprentices/Trainees	305.22	275.57	-	-	302.29
32	Blendman	339.18	-	-	-	339.18
33	Bobbin Setter	249.67	-	-	-	249.67
34	Card/Hopper Feeder	528.48	206.71	-	-	520.08
35	Cleaner	713.46	107.70	-	-	703.19
36	Condenser Man	400.70	-	-	-	400.70
37	Darner/Cloth Minder	448.12	430.76	-	-	445.95
38	Doffer/Fly Frame	331.32	-	-	-	331.32
39	Drawing Man	357.25	-	-	-	357.25
40	Felter	423.87	-	-	-	423.87
41	Gill Box Man	333.56	-	-	-	333.56
42	Line Mistry	482.92	-	-	-	482.92
43	Milling Machine Man	434.25	277.69	-	-	425.30
44	Mule Minder/Spinner	299.32	588.03	-	-	305.67
45	Picker/Clipper Perch	330.34	427.20	-	-	335.07
46	Picker/Ring Spinner	335.50	226.15	-	-	334.75
47	Rag Cutting Mach Op	426.99	304.49	-	-	425.52
48	Reeler/Knotter	348.80	242.96	-	-	314.00
49	Roving machine Man	333.78	-	-	-	333.78
50	Scouring Machine Man	372.84	-	-	-	372.84
51	Twister/Doubler	498.00	-	-	-	498.00
52	Warper	368.81	307.69	-	-	358.62
53	Weaver	335.51	-	-	-	335.51
54	Weaver-Hand Loom	233.51	288.46	-	-	245.72
55	Weaver-Power Loom	333.44	222.15	-	-	328.07
56	Winder	249.80	355.76	-	-	258.96

Table 3.5(a)

Sl. No.	Industry/Occupation	Average Daily Minimum Wage Rates (Rs.)				
		Men	Women	Adole- scents	Children	Overall
1	2	3	4	5	6	7
57	Wool Dyer	379.28	355.76	-	-	377.82
58	Miscellaneous	376.50	769.23	-	-	388.58
III.	Silk Textiles	286.87	413.72	-	-	299.30
1	Beltman/Stitcher/Moc	113.76	113.76	-	-	113.76
2	Boiler Attendant	490.98	-	-	-	490.98
3	Carpenter	712.00	-	-	-	712.00
4	Checker	278.11	-	-	-	278.11
5	Compressor Operator	267.30	-	-	-	267.30
6	Coolie/Mazdoor	323.91	-	-	-	323.91
7	Driver	379.75	-	-	-	379.75
8	Electrician	305.46	-	-	-	305.46
9	Fireman	307.69	-	-	-	307.69
10	Fitter	286.22	-	-	-	286.22
11	Mech/Elec Foreman	996.00	-	-	-	996.00
12	Helper	275.64	209.99	-	-	268.78
13	Loader/Unloader	279.10	-	-	-	279.10
14	Mistry/Kangani	407.19	-	-	-	407.19
15	Mechanic (General)	314.20	-	-	-	314.20
16	Oilman/Greaser	290.00	-	-	-	290.00
17	Packer	202.23	200.74	-	-	201.83
18	Painter	250.00	-	-	-	250.00
19	Picker	140.00	-	-	-	140.00
20	Supervisor	334.37	-	-	-	334.37
21	Sweeper	309.76	423.10	-	-	343.10
22	Tailor	288.92	287.06	-	-	288.52
23	Turner	340.00	-	-	-	340.00
24	Watchman	376.31	-	-	-	376.31
25	Welder	294.90	-	-	-	294.90
26	Machine Man	246.13	-	-	-	246.13
27	Khalashi	996.00	-	-	-	996.00
28	Store Keeper	311.03	519.23	-	-	324.04
29	Apprentices/Trainees	76.00	-	-	-	76.00
30	Colour Mixer	201.86	300.00	-	-	210.28
31	Cooker	173.00	289.02	-	-	279.35
32	Creeler/Creel Boy	392.86	-	-	-	392.86
33	Cloth Checker	307.25	157.83	-	-	285.27
34	Card Tenter	-	200.00	-	-	200.00
35	Combing Machine Op	230.10	322.13	-	-	232.60
36	Doubler	844.75	138.00	-	-	326.47
37	Drawer-In	344.13	-	-	-	344.13
38	Finishman	373.66	528.00	-	-	409.97
39	Fleyer/Ring Frame Op	596.15	-	-	-	596.15
40	Hand Folder	324.89	-	-	-	324.89
41	Head Jobber	411.16	-	-	-	411.16
42	Jiggerman	200.92	-	-	-	200.92
43	Jobber	224.62	-	-	-	224.62
44	Knotter	224.98	124.00	-	-	174.49
45	Operator	291.39	288.46	-	-	291.37

Table 3.5(a)

Sl. No.	Industry/Occupation	Average Daily Minimum Wage Rates (Rs.)				
		Men	Women	Adole- scents	Children	Overall
1	2	3	4	5	6	7
46	Printer-Machine/Hand	484.72	139.31	-	-	481.27
47	Reacher	308.67	-	-	-	308.67
48	Reeler	339.63	724.19	-	-	628.05
49	Silk Cleaner	279.64	170.57	-	-	222.23
50	Sorter	490.03	640.76	-	-	534.88
51	Stentering Machine M	620.68	847.72	-	-	694.81
52	Twister	205.36	234.13	-	-	210.56
53	Warper	333.12	-	-	-	333.12
54	Washer	442.24	-	-	-	442.24
55	Weaver-Auto Loom	362.37	250.00	-	-	358.92
56	Weaver-Ordinary	246.52	286.94	-	-	248.68
57	Winder	279.28	171.35	-	-	263.26
58	Miscellaneous	208.61	249.04	-	-	210.67
IV.	Synthetic Textiles	321.64	237.75	-	-	312.51
1	Boiler Attendant	411.35	-	-	-	411.35
2	Boiler Maker	406.47	-	-	-	406.47
3	Carpenter	350.19	-	-	-	350.19
4	Checker	328.79	253.66	-	-	321.96
5	Compressor Operator	499.30	709.61	-	-	500.47
6	Coolie/Mazdoor	221.23	222.01	-	-	221.25
7	Driver	356.83	158.65	-	-	356.20
8	Electrician	362.12	769.30	-	-	363.40
9	Fireman	360.30	-	-	-	360.30
10	Fitter	331.94	-	-	-	331.94
11	Mech/Elec Foreman	583.31	986.53	-	-	600.21
12	Helper	266.38	206.59	-	-	255.05
13	Loader/Unloader	263.76	239.65	-	-	263.00
14	Mistry/Kangani	444.76	-	-	-	444.76
15	Mason	339.34	-	-	-	339.34
16	Mechanic (General)	454.06	-	-	-	454.06
17	Motor Mechanic	318.49	277.50	-	-	312.08
18	Oilman/Greaser	311.05	-	-	-	311.05
19	Packer	253.50	243.69	-	-	250.99
20	Painter	282.49	-	-	-	282.49
21	Picker	519.23	185.00	-	-	321.60
22	Plumber	349.87	-	-	-	349.87
23	Press Man	289.19	175.00	-	-	286.71
24	Pump Attendant	296.00	-	-	-	296.00
25	Supervisor	435.14	366.29	-	-	433.90
26	Sweeper	285.50	297.32	-	-	289.68
27	Switch Board Attedan	300.21	-	-	-	300.21
28	Tailor	350.01	810.06	-	-	384.09
29	Turner	303.57	-	-	-	303.57
30	Watchman	315.05	-	-	-	315.05
31	Welder	351.74	-	-	-	351.74
32	Wireman	326.56	-	-	-	326.56
33	Machine Man	330.58	-	-	-	330.58
34	Af. Treat. Plant Op.	458.80	-	-	-	458.80

Table 3.5(a)

Sl. No.	Industry/Occupation	Average Daily Minimum Wage Rates (Rs.)				
		Men	Women	Adole- scents	Children	Overall
1	2	3	4	5	6	7
35	Khalashi	220.00	-	-	-	220.00
36	Store Keeper	344.77	-	-	-	344.77
37	Apprentices/Trainees	263.30	263.76	-	-	263.41
38	Blender/Bale Breaker	251.59	201.74	-	-	245.36
39	Back Sizer	234.13	199.62	-	-	231.80
40	Bobbin Carrier	368.49	110.00	-	-	239.24
41	Beam Dying Mach Op	383.82	281.89	-	-	383.32
42	Card Tenter/Stripper	281.47	166.35	-	-	271.34
43	Checker	425.87	251.30	-	-	352.45
44	Creeler/Creel Boy	251.18	273.18	-	-	252.07
45	Cutting Machine Man	420.79	-	-	-	420.79
46	Darner/Looker Clip	247.30	212.44	-	-	239.79
47	Doffing Boy/Doffer	275.78	273.36	-	-	275.65
48	Drawer-In	407.46	236.86	-	-	312.67
49	Drawing Frame Tenter	291.99	216.10	-	-	267.19
50	Doubler	305.76	110.00	-	-	133.63
51	Finisher/Line Boy	342.89	155.00	-	-	333.27
52	Front Sizer/Sizer	276.24	-	-	-	276.24
53	Grinder-Carding Mach	440.55	409.76	-	-	438.47
54	Head Jobber	379.24	415.80	-	-	380.15
55	Jobber/Fancy Jobber	367.25	108.00	-	-	366.92
56	Lot Maker/Preparer	332.78	-	-	-	332.78
57	Machine Folder	355.69	211.54	-	-	355.03
58	Machine Op/Jigger	295.38	294.86	-	-	295.38
59	Packer/Yarn Packer	315.10	343.69	-	-	318.58
60	Printing Machine Op	304.87	-	-	-	304.87
61	Reacher	278.22	-	-	-	278.22
62	Reeler	322.21	250.00	-	-	315.82
63	Ring Doffer	241.75	230.00	-	-	238.40
64	Ring Piecer/Frame Te	240.71	-	-	-	240.71
65	Roller Coverer	349.30	270.00	-	-	345.70
66	Simplex Tenter	223.54	127.50	-	-	188.30
67	Stenter Operator	407.53	-	-	-	407.53
68	Spinner	228.64	145.80	-	-	187.61
69	Tape Man	817.31	-	-	-	817.31
70	Sider/Two For One Te	233.21	250.97	-	-	235.71
71	Twister-Thrower	300.96	-	-	-	300.96
72	Warper-All Types	326.73	254.01	-	-	321.53
73	Weaver-Power Loom	285.46	313.95	-	-	285.72
74	Weaver-High Speed	291.46	-	-	-	291.46
75	Weft Distributor	538.06	-	-	-	538.06
76	Winder	268.26	269.05	-	-	268.66
77	Mach Op-Draw Textur	275.93	-	-	-	275.93
78	Mach Op-Draw Twister	457.91	-	-	-	457.91
79	Mach Op-Jet Dyeing	383.78	-	-	-	383.78
80	Miscellaneous	325.21	516.41	-	-	325.95
V.	Jute Textiles	293.98	199.14	-	-	288.07
	1 Beltman/Stitcher/Moc	204.19	191.50	-	-	203.18

Table 3.5(a)

Sl. No.	Industry/Occupation	Average Daily Minimum Wage Rates (Rs.)				
		Men	Women	Adole- scents	Children	Overall
1	2	3	4	5	6	7
2	Blacksmith	275.73	-	-	-	275.73
3	Boiler Attendant	375.22	-	-	-	375.22
4	Boiler Maker	407.34	-	-	-	407.34
5	Carpenter	229.93	-	-	-	229.93
6	Checker	285.30	187.21	-	-	236.98
7	Compressor Operator	378.00	323.16	-	-	376.54
8	Coolie/Mazdoor	304.50	262.26	-	-	303.84
9	Driver	304.76	130.00	-	-	299.89
10	Electrician	261.07	-	-	-	261.07
11	Fireman	245.04	-	-	-	245.04
12	Fitter	229.18	-	-	-	229.18
13	Mech/Elec Foreman	242.79	-	-	-	242.79
14	Helper	327.02	272.81	-	-	323.93
15	Loader/Unloader	236.33	-	-	-	236.33
16	Mistry/Kangani	234.37	-	-	-	234.37
17	Mason	285.02	-	-	-	285.02
18	Mechanic (General)	316.77	171.00	-	-	316.28
19	Motor Mechanic	325.47	-	-	-	325.47
20	Oilman/Greaser	246.47	-	-	-	246.47
21	Packer	325.48	162.04	-	-	226.11
22	Painter	338.95	-	-	-	338.95
23	Picker	280.57	-	-	-	280.57
24	Plumber	287.86	-	-	-	287.86
25	Press Man	363.87	-	-	-	363.87
26	Pump Attendant	253.29	-	-	-	253.29
27	Sign Maker	419.46	-	-	-	419.46
28	Supervisor	348.56	162.33	-	-	342.69
29	Sweeper	267.09	210.87	-	-	257.78
30	Switch Board Attedan	279.35	-	-	-	279.35
31	Tailor	838.57	-	-	-	838.57
32	Turner	312.10	-	-	-	312.10
33	Watchman	238.11	349.03	-	-	238.65
34	Welder	325.82	-	-	-	325.82
35	Wireman	269.75	-	-	-	269.75
36	Af. Treat. Plant Op.	248.77	-	-	-	248.77
37	Gen./Turbo Operator	96.59	-	-	-	96.59
38	Khalashi	432.24	-	-	-	432.24
39	Store Keeper	300.44	-	-	-	300.44
40	Apprentices/Trainees	374.69	352.71	-	-	366.03
41	Beamer	305.35	273.84	-	-	303.99
42	Breaker Feeder	280.85	143.43	-	-	262.51
43	Beamer Tier & Joiner	402.08	-	-	-	402.08
44	Breaker Receiver	297.85	179.43	-	-	283.81
45	Calander Feeder/Man	330.73	125.14	-	-	306.43
46	Cop Winder	340.37	187.30	-	-	310.53
47	Finisher & Receiver	328.82	179.84	-	-	311.52
48	First Drawing Receiv	163.52	330.38	-	-	165.87
49	First Pressman	380.38	-	-	-	380.38
50	Hand Sewer	303.17	172.79	-	-	295.77
51	Head Mistry/Charge H	332.07	-	-	-	332.07



Table 3.5(a)

Sl. No.	Industry/Occupation	Average Daily Minimum Wage Rates (Rs.)				
		Men	Women	Adole- scents	Children	Overall
1	2	3	4	5	6	7
52	Head Sirdar/Supervis	274.57	-	-	-	274.57
53	Hessian Warp/Weft Sp	292.03	215.25	-	-	291.92
54	Heamming Machine Opt	342.35	136.13	-	-	339.30
55	Pickerman/Ankarwalla	270.74	-	-	-	270.74
56	Pin Boy/Bar Boy	225.04	-	-	-	225.04
57	Root Cutter	408.88	328.10	-	-	405.07
58	Sacking Loom Weaver	249.27	279.54	-	-	249.65
59	Sacking Weft Spinner	228.32	193.88	-	-	223.74
60	Sectional Sirdar	351.45	229.73	-	-	349.12
61	Selector	285.86	-	-	-	285.86
62	Sewing Machine Op	395.46	-	-	-	395.46
63	Softner Feeder	253.57	211.61	-	-	253.42
64	Softner Receiver	307.11	282.70	-	-	306.52
65	Sp Shifter/Bobbin Ca	321.86	156.47	-	-	262.59
66	Starchman	309.29	331.00	-	-	315.49
67	Teaser Feeder	321.15	-	-	-	321.15
68	Twister/Doubler	355.54	320.47	-	-	353.05
69	Warp Winder	276.43	177.67	-	-	260.84
70	Miscellaneous	281.52	300.00	-	-	282.14
All Textile Industries		293.36	227.14	-	-	280.76

TABLE 3.5(b)  
AVERAGE DAILY MAXIMUM WAGE RATES OF WORKERS IN INDUSTRIES BY OCCUPATION AND SEXAGE

Sl. No.	Industry/Occupation	Average Daily Maximum Wage Rates (Rs.)				
		Men	Women	Adole- scents	Children	Overall
1	2	3	4	5	6	7
I.	Cotton Textiles	408.69	283.06	-	-	376.20
1	Beltman/Stitcher/Moc	340.11	-	-	-	340.11
2	Boiler Attendant	702.49	-	-	-	702.49
3	Carpenter	394.46	-	-	-	394.46
4	Checker	468.48	229.02	-	-	415.15
5	Compressor Operator	425.32	-	-	-	425.32
6	Coolie/Mazdoor	403.12	275.00	-	-	402.70
7	Driver	455.11	-	-	-	455.11
8	Electrician	483.34	127.50	-	-	479.84
9	Fireman	221.09	-	-	-	221.09
10	Fitter	550.21	181.31	-	-	547.50
11	Mech/Elec Foreman	632.29	1201.36	-	-	683.35
12	Helper	345.62	268.08	-	-	331.23
13	Loader/Unloader	352.58	-	-	-	352.58
14	Mistry/Kangani	430.80	406.87	-	-	429.31
15	Mason	244.59	253.00	-	-	250.32
16	Mechanic (General)	409.95	429.96	-	-	411.09
17	Motor Mechanic	449.65	-	-	-	449.65
18	Oilman/Greaser	386.18	-	-	-	386.18
19	Packer	330.25	240.92	-	-	308.74
20	Painter	413.87	-	-	-	413.87
21	Picker	442.37	320.57	-	-	368.78
22	Plumber	387.82	305.00	-	-	371.03
23	Press Man	317.86	300.31	-	-	311.47
24	Pump Attendant	295.93	258.50	-	-	281.72
25	Sorter	295.17	-	-	-	295.17
26	Supervisor	618.93	438.85	-	-	611.72
27	Sweeper	395.66	325.42	-	-	346.42
28	Switch Board Attedan	360.00	-	-	-	360.00
29	Tailor	354.93	262.52	-	-	283.12
30	Turner	420.43	349.31	-	-	399.71
31	Watchman	366.26	316.01	-	-	365.58
32	Welder	330.44	281.70	-	-	319.56
33	Wireman	423.40	-	-	-	423.40
34	Cutter	-	211.30	-	-	211.30
35	Af. Treat. Plant Op.	517.17	294.23	-	-	510.89
36	Gen./Turbo Operator	418.60	-	-	-	418.60
37	Khalashi	324.12	-	-	-	324.12
38	Store Keeper	457.72	274.03	-	-	449.68
39	Apprentices/Trainees	411.07	167.33	-	-	291.27
40	Back Sizer	408.41	210.00	-	-	407.07
41	Bale Breaker/Feeder	385.67	221.50	-	-	362.52
42	Baler	329.58	190.77	-	-	322.86
43	Bobbin carrier	323.70	215.28	-	-	270.79

Table 3.5(b)

Sl. No.	Industry/Occupation	Average Daily Maximum Wage Rates (Rs.)				
		Men	Women	Adole- scents	Children	Overall
1	2	3	4	5	6	7
44	Beam Carrier	648.14	166.43	-	-	638.82
45	Bleaching and Finish	468.95	341.66	-	-	441.10
46	Can Tenter/Card Tent	313.19	199.69	-	-	294.67
47	Creeler/Creel Boy	266.36	240.64	-	-	261.74
48	Comber Tenter	453.18	238.53	-	-	337.79
49	Color Man	494.49	-	-	-	494.49
50	Doffing Boy/Doffer	304.79	-	-	-	304.79
51	Drawer-In	406.28	273.25	-	-	388.85
52	Drawing Frame Worker	304.89	187.96	-	-	278.34
53	Dyeing Operator	424.10	453.08	-	-	430.58
54	Examiner	633.06	296.15	-	-	334.53
55	Front Sizer	347.96	236.00	-	-	290.75
56	Fog Machine Man	296.36	277.10	-	-	291.75
57	Godown Mixing Attend	367.12	267.52	-	-	344.59
58	Grinder/Flat Grinder	369.22	166.43	-	-	354.41
59	Head Jobber/Supervis	497.82	277.12	-	-	478.33
60	HTHP Machine Man	250.00	-	-	-	250.00
61	Heald/Reed Repairer	741.02	-	-	-	741.02
62	Inter Tenter/Double	462.99	290.19	-	-	453.06
63	Jobber	448.81	378.55	-	-	447.13
64	Knotter/Knotex Machi	336.66	342.61	-	-	337.14
65	Lap/Can Carrier	351.93	308.66	-	-	349.02
66	Mercer. Feeding Op	239.03	221.77	-	-	223.34
67	Piece Carrier	318.79	284.41	-	-	291.19
68	Reacher	615.38	166.43	-	-	187.81
69	Reeler	347.53	391.31	-	-	369.29
70	Ring Doffer	343.37	253.19	-	-	330.06
71	Ring piecer/Ring fra	297.87	235.68	-	-	290.79
72	Roller Coverer	322.10	189.36	-	-	276.55
73	Slubbing/Simplex Ten	400.12	256.17	-	-	342.79
74	Spinner	365.49	263.42	-	-	308.54
75	Stripper	302.09	213.84	-	-	271.34
76	SBM Machine Man	567.11	420.00	-	-	554.41
77	Silver/Ribbon Lap Te	368.73	173.58	-	-	302.50
78	Speed Frame Tenter	247.54	186.62	-	-	229.69
79	Stitcher	281.80	271.98	-	-	277.38
80	Warper (All Types)	431.37	265.10	-	-	378.36
81	Reliever (Weaver)	398.55	258.96	-	-	380.37
82	Winder (All Types)/T	358.84	281.21	-	-	322.31
83	Weft Carrier-cum-Emp	366.09	260.39	-	-	338.36
84	Miscellaneous	676.75	296.77	-	-	573.09
II.	Woollen Textiles	438.66	356.41	-	-	435.30
1	Blacksmith	621.00	-	-	-	621.00
2	Boiler Attendant	477.65	-	-	-	477.65
3	Carpenter	250.00	-	-	-	250.00
4	Checker	351.64	334.26	-	-	351.06
5	Compressor Operator	407.68	430.49	-	-	407.76
6	Coolie/Mazdoor	344.18	248.08	-	-	336.13

Table 3.5(b)

Sl. No.	Industry/Occupation	Average Daily Maximum Wage Rates (Rs.)				
		Men	Women	Adole- scents	Children	Overall
1	2	3	4	5	6	7
7	Driver	379.53	-	-	-	379.53
8	Electrician	376.49	-	-	-	376.49
9	Fireman	307.69	-	-	-	307.69
10	Fitter	460.08	413.30	-	-	459.71
11	Mech/Elec Foreman	570.72	-	-	-	570.72
12	Helper	400.95	357.51	-	-	397.12
13	Loader/Unloader	361.45	-	-	-	361.45
14	Mechanic (General)	444.76	-	-	-	444.76
15	Oilman/Greaser	372.22	-	-	-	372.22
16	Packer	403.93	308.31	-	-	399.09
17	Painter	373.07	-	-	-	373.07
18	Picker	307.66	373.07	-	-	351.27
19	Plumber	373.07	-	-	-	373.07
20	Press Man	258.46	-	-	-	258.46
21	Sorter	210.26	203.50	-	-	204.95
22	Supervisor	583.34	381.97	-	-	582.14
23	Sweeper	390.39	311.11	-	-	378.88
24	Tailor	321.42	355.76	-	-	332.87
25	Turner	367.79	-	-	-	367.79
26	Watchman	342.08	296.30	-	-	341.61
27	Welder	312.26	-	-	-	312.26
28	Gen./Turbo Operator	324.00	-	-	-	324.00
29	Khalashi	638.11	-	-	-	638.11
30	Store Keeper	348.94	-	-	-	348.94
31	Apprentices/Trainees	421.57	576.92	-	-	436.94
32	Blendman	399.75	-	-	-	399.75
33	Bobbin Setter	282.91	-	-	-	282.91
34	Card/Hopper Feeder	579.27	206.71	-	-	569.53
35	Cleaner	731.18	107.70	-	-	720.61
36	Condenser Man	441.45	-	-	-	441.45
37	Darner/Cloth Minder	448.12	430.76	-	-	445.95
38	Doffer/Fly Frame	356.61	-	-	-	356.61
39	Drawing Man	427.34	-	-	-	427.34
40	Felter	446.31	-	-	-	446.31
41	Gill Box Man	513.26	-	-	-	513.26
42	Line Mistry	535.71	-	-	-	535.71
43	Milling Machine Man	471.87	277.69	-	-	460.77
44	Mule Minder/Spinner	364.57	638.11	-	-	370.60
45	Picker/Clipper Perch	408.93	439.42	-	-	410.42
46	Picker/Ring Spinner	404.15	263.84	-	-	403.20
47	Rag Cutting Mach Op	519.00	304.49	-	-	516.43
48	Reeler/Knotter	353.73	442.33	-	-	382.87
49	Roving machine Man	445.80	-	-	-	445.80
50	Scouring Machine Man	498.02	-	-	-	498.02
51	Twister/Doubler	515.70	-	-	-	515.70
52	Warper	404.51	307.69	-	-	388.37
53	Weaver	453.48	-	-	-	453.48
54	Weaver-Hand Loom	282.97	326.92	-	-	292.73
55	Weaver-Power Loom	445.42	277.96	-	-	437.33
56	Winder	429.49	355.76	-	-	423.11

Table 3.5(b)

Sl. No.	Industry/Occupation	Average Daily Maximum Wage Rates (Rs.)				
		Men	Women	Adole- scents	Children	Overall
1	2	3	4	5	6	7
57	Wool Dyer	442.32	355.76	-	-	436.93
58	Miscellaneous	421.84	769.23	-	-	432.53
III.	Silk Textiles	406.84	534.46	-	-	419.35
1	Beltman/Stitcher/Moc	124.61	124.61	-	-	124.61
2	Boiler Attendant	509.74	-	-	-	509.74
3	Carpenter	712.00	-	-	-	712.00
4	Checker	338.46	-	-	-	338.46
5	Compressor Operator	267.30	-	-	-	267.30
6	Coolie/Mazdoor	374.55	-	-	-	374.55
7	Driver	379.75	-	-	-	379.75
8	Electrician	389.62	-	-	-	389.62
9	Fireman	307.69	-	-	-	307.69
10	Fitter	387.20	-	-	-	387.20
11	Mech/Elec Foreman	996.00	-	-	-	996.00
12	Helper	293.57	496.75	-	-	314.80
13	Loader/Unloader	279.10	-	-	-	279.10
14	Mistry/Kangani	427.34	-	-	-	427.34
15	Mechanic (General)	402.14	-	-	-	402.14
16	Oilman/Greaser	290.00	-	-	-	290.00
17	Packer	512.16	218.50	-	-	432.52
18	Painter	288.46	-	-	-	288.46
19	Picker	140.00	-	-	-	140.00
20	Supervisor	796.41	-	-	-	796.41
21	Sweeper	309.76	431.10	-	-	345.45
22	Tailor	379.33	316.98	-	-	365.90
23	Turner	340.00	-	-	-	340.00
24	Watchman	385.01	-	-	-	385.01
25	Welder	294.90	-	-	-	294.90
26	Machine Man	416.65	-	-	-	416.65
27	Khalashi	996.00	-	-	-	996.00
28	Store Keeper	388.01	519.23	-	-	396.21
29	Apprentices/Trainees	171.73	-	-	-	171.73
30	Colour Mixer	238.20	300.00	-	-	243.50
31	Cooker	173.00	289.02	-	-	279.35
32	Creeler/Creel Boy	392.86	-	-	-	392.86
33	Cloth Checker	342.40	435.62	-	-	356.10
34	Card Tenter	-	200.00	-	-	200.00
35	Combing Machine Op	435.13	392.57	-	-	433.97
36	Doubler	864.25	138.00	-	-	331.67
37	Drawer-In	371.99	-	-	-	371.99
38	Finishman	459.47	567.00	-	-	484.77
39	Fleyer/Ring Frame Op	596.15	-	-	-	596.15
40	Hand Folder	472.25	-	-	-	472.25
41	Head Jobber	411.16	-	-	-	411.16
42	Jiggerman	249.55	-	-	-	249.55
43	Jobber	250.67	-	-	-	250.67
44	Knotter	224.98	124.00	-	-	174.49
45	Operator	369.39	288.46	-	-	369.03

Table 3.5(b)

Sl. No.	Industry/Occupation	Average Daily Maximum Wage Rates (Rs.)				
		Men	Women	Adole- scents	Children	Overall
1	2	3	4	5	6	7
46	Printer-Machine/Hand	574.85	139.31	-	-	570.49
47	Reacher	324.67	-	-	-	324.67
48	Reeler	382.60	872.72	-	-	750.19
49	Silk Cleaner	373.93	170.57	-	-	266.90
50	Sorter	1025.01	1017.37	-	-	1022.74
51	Stentering Machine M	625.58	847.72	-	-	698.11
52	Twister	231.41	234.13	-	-	231.90
53	Warper	379.24	-	-	-	379.24
54	Washer	473.42	-	-	-	473.42
55	Weaver-Auto Loom	492.80	288.46	-	-	486.53
56	Weaver-Ordinary	436.44	316.48	-	-	430.03
57	Winder	291.52	171.35	-	-	273.69
58	Miscellaneous	299.33	253.66	-	-	297.01
IV.	Synthetic Textiles	521.56	273.92	-	-	494.60
1	Boiler Attendant	605.69	-	-	-	605.69
2	Boiler Maker	439.04	-	-	-	439.04
3	Carpenter	362.39	-	-	-	362.39
4	Checker	450.05	299.19	-	-	436.33
5	Compressor Operator	885.09	709.61	-	-	884.10
6	Coolie/Mazdoor	379.16	276.05	-	-	375.96
7	Driver	425.36	158.65	-	-	424.50
8	Electrician	620.67	769.30	-	-	621.14
9	Fireman	437.96	-	-	-	437.96
10	Fitter	543.98	-	-	-	543.98
11	Mech/Elec Foreman	800.42	1181.92	-	-	816.41
12	Helper	401.64	259.53	-	-	374.72
13	Loader/Unloader	326.97	269.77	-	-	325.15
14	Mistry/Kangani	471.23	-	-	-	471.23
15	Mason	400.56	-	-	-	400.56
16	Mechanic (General)	693.63	-	-	-	693.63
17	Motor Mechanic	468.06	277.50	-	-	438.29
18	Oilman/Greaser	324.14	-	-	-	324.14
19	Packer	409.74	339.24	-	-	391.74
20	Painter	514.26	-	-	-	514.26
21	Picker	519.23	185.00	-	-	321.60
22	Plumber	419.54	-	-	-	419.54
23	Press Man	289.19	175.00	-	-	286.71
24	Pump Attendant	296.00	-	-	-	296.00
25	Supervisor	936.30	718.03	-	-	932.37
26	Sweeper	403.78	345.49	-	-	383.17
27	Switch Board Attedan	300.33	-	-	-	300.33
28	Tailor	411.64	1782.95	-	-	513.22
29	Turner	518.31	-	-	-	518.31
30	Watchman	451.56	-	-	-	451.56
31	Welder	477.07	-	-	-	477.07
32	Wireman	533.41	-	-	-	533.41
33	Machine Man	458.36	-	-	-	458.36
34	Af. Treat. Plant Op.	537.85	-	-	-	537.85

Table 3.5(b)

Sl. No.	Industry/Occupation	Average Daily Maximum Wage Rates (Rs.)				
		Men	Women	Adole- scents	Children	Overall
1	2	3	4	5	6	7
35	Khalashi	225.00	-	-	-	225.00
36	Store Keeper	487.66	-	-	-	487.66
37	Apprentices/Trainees	368.01	368.49	-	-	368.13
38	Blender/Bale Breaker	283.08	215.01	-	-	274.56
39	Back Sizer	329.33	294.23	-	-	326.96
40	Bobbin Carrier	386.80	110.00	-	-	248.40
41	Beam Dying Mach Op	523.59	310.71	-	-	522.54
42	Card Tenter/Stripper	289.80	166.42	-	-	278.94
43	Checker	551.71	251.30	-	-	425.36
44	Creeler/Creel Boy	298.42	273.18	-	-	297.39
45	Cutting Machine Man	476.51	-	-	-	476.51
46	Darner/Looker Clip	622.33	351.86	-	-	564.08
47	Doffing Boy/Doffer	309.73	297.39	-	-	309.08
48	Drawer-In	501.72	241.84	-	-	357.32
49	Drawing Frame Tenter	335.72	223.60	-	-	299.09
50	Doubler	355.76	110.00	-	-	139.66
51	Finisher/Line Boy	463.71	167.50	-	-	448.55
52	Front Sizer/Sizer	381.88	-	-	-	381.88
53	Grinder-Carding Mach	576.80	463.02	-	-	569.10
54	Head Jobber	927.99	440.55	-	-	915.88
55	Jobber/Fancy Jobber	450.66	144.23	-	-	450.26
56	Lot Maker/Preparer	354.69	-	-	-	354.69
57	Machine Folder	475.59	211.54	-	-	474.39
58	Machine Op/Jigger	615.06	334.73	-	-	614.01
59	Packer/Yarn Packer	403.60	343.69	-	-	396.32
60	Printing Machine Op	395.35	-	-	-	395.35
61	Reacher	359.49	-	-	-	359.49
62	Reeler	351.56	250.00	-	-	342.57
63	Ring Doffer	424.13	260.00	-	-	377.24
64	Ring Piecer/Frame Te	341.28	-	-	-	341.28
65	Roller Coverer	470.98	270.00	-	-	461.85
66	Simplex Tenter	290.33	137.13	-	-	234.12
67	Stenter Operator	604.82	-	-	-	604.82
68	Spinner	317.96	161.83	-	-	240.64
69	Tape Man	817.31	-	-	-	817.31
70	Sider/Two For One Te	277.34	267.99	-	-	276.02
71	Twister-Thrower	469.23	-	-	-	469.23
72	Warper-All Types	592.19	254.01	-	-	567.98
73	Weaver-Power Loom	479.43	415.13	-	-	478.85
74	Weaver-High Speed	426.88	-	-	-	426.88
75	Weft Distributor	542.55	-	-	-	542.55
76	Winder	425.30	294.43	-	-	360.09
77	Mach Op-Draw Textur	429.60	-	-	-	429.60
78	Mach Op-Draw Twister	570.09	-	-	-	570.09
79	Mach Op-Jet Dyeing	516.48	-	-	-	516.48
80	Miscellaneous	586.98	605.73	-	-	587.05
V.	Jute Textiles	478.71	227.38	-	-	463.05
1	Beltman/Stitcher/Moc	209.77	191.50	-	-	208.30

Table 3.5(b)

Sl. No.	Industry/Occupation	Average Daily Maximum Wage Rates (Rs.)				
		Men	Women	Adole- scents	Children	Overall
1	2	3	4	5	6	7
2	Blacksmith	422.83	-	-	-	422.83
3	Boiler Attendant	437.91	-	-	-	437.91
4	Boiler Maker	407.34	-	-	-	407.34
5	Carpenter	523.68	-	-	-	523.68
6	Checker	359.13	196.26	-	-	278.89
7	Compressor Operator	478.89	588.32	-	-	481.81
8	Coolie/Mazdoor	530.34	298.95	-	-	526.70
9	Driver	427.55	130.00	-	-	419.26
10	Electrician	484.31	-	-	-	484.31
11	Fireman	389.79	-	-	-	389.79
12	Fitter	533.11	-	-	-	533.11
13	Mech/Elec Foreman	264.80	-	-	-	264.80
14	Helper	442.90	280.33	-	-	433.63
15	Loader/Unloader	578.81	-	-	-	578.81
16	Mistry/Kangani	555.13	-	-	-	555.13
17	Mason	486.95	-	-	-	486.95
18	Mechanic (General)	426.17	171.00	-	-	425.32
19	Motor Mechanic	325.47	-	-	-	325.47
20	Oilman/Greaser	554.90	-	-	-	554.90
21	Packer	355.21	168.44	-	-	241.65
22	Painter	338.95	-	-	-	338.95
23	Picker	510.42	-	-	-	510.42
24	Plumber	305.53	-	-	-	305.53
25	Press Man	507.59	-	-	-	507.59
26	Pump Attendant	304.22	-	-	-	304.22
27	Sign Maker	503.20	-	-	-	503.20
28	Supervisor	486.85	162.33	-	-	476.62
29	Sweeper	585.17	223.47	-	-	525.28
30	Switch Board Attedan	402.39	-	-	-	402.39
31	Tailor	948.57	-	-	-	948.57
32	Turner	370.94	-	-	-	370.94
33	Watchman	412.24	349.03	-	-	411.93
34	Welder	458.48	-	-	-	458.48
35	Wireman	373.67	-	-	-	373.67
36	Af. Treat. Plant Op.	248.77	-	-	-	248.77
37	Gen./Turbo Operator	694.48	-	-	-	694.48
38	Khalashi	453.93	-	-	-	453.93
39	Store Keeper	308.04	-	-	-	308.04
40	Apprentices/Trainees	675.51	536.08	-	-	620.63
41	Beamer	431.44	294.86	-	-	425.54
42	Breaker Feeder	433.54	152.90	-	-	396.07
43	Beamer Tier & Joiner	456.02	-	-	-	456.02
44	Breaker Receiver	519.09	198.29	-	-	481.06
45	Calander Feeder/Man	498.14	137.14	-	-	455.47
46	Cop Winder	491.19	206.40	-	-	435.67
47	Finisher & Receiver	515.88	199.58	-	-	479.14
48	First Drawing Receiv	438.94	330.38	-	-	437.41
49	First Pressman	485.86	-	-	-	485.86
50	Hand Sewer	364.72	177.53	-	-	354.10
51	Head Mistry/Charge H	521.94	-	-	-	521.94



Table 3.5(b)

Sl. No.	Industry/Occupation	Average Daily Maximum Wage Rates (Rs.)				
		Men	Women	Adole- scents	Children	Overall
1	2	3	4	5	6	7
52	Head Sirdar/Supervis	462.98	-	-	-	462.98
53	Hessian Warp/Weft Sp	481.72	486.00	-	-	481.73
54	Heamming Machine Opt	452.98	139.14	-	-	448.33
55	Pickerman/Ankarwalla	569.24	-	-	-	569.24
56	Pin Boy/Bar Boy	475.52	-	-	-	475.52
57	Root Cutter	464.79	345.20	-	-	459.14
58	Sacking Loom Weaver	458.58	295.17	-	-	456.54
59	Sacking Weft Spinner	481.48	228.91	-	-	447.90
60	Sectional Sirdar	435.57	233.28	-	-	431.69
61	Selector	465.09	-	-	-	465.09
62	Sewing Machine Op	454.77	-	-	-	454.77
63	Softner Feeder	502.13	650.07	-	-	502.64
64	Softner Receiver	451.96	286.45	-	-	447.99
65	Sp Shifter/Bobbin Ca	374.40	174.61	-	-	302.80
66	Starchman	349.14	331.00	-	-	343.96
67	Teaser Feeder	405.02	-	-	-	405.02
68	Twister/Doubler	373.27	320.47	-	-	369.52
69	Warp Winder	462.94	196.00	-	-	420.82
70	Miscellaneous	579.24	300.00	-	-	569.91
All Textile Industries		452.14	280.44	-	-	419.49

TABLE 3.6

AVERAGE DAILY WAGE RATES OF TIME-RATED WORKERS IN INDUSTRIES BY OCCUPATION AND SEXAGE

Sl. No.	Industry/Occupation	Average Daily Wage Rates (Rs.)				
		Men	Women	Adole- scents	Children	Overall
1	2	3	4	5	6	7
I.	Cotton Textiles	342.71	255.55	-	-	320.38
1	Beltman/Stitcher/Moc	339.04	-	-	-	339.04
2	Boiler Attendant	621.23	-	-	-	621.23
3	Carpenter	394.46	-	-	-	394.46
4	Checker	391.63	212.00	-	-	351.62
5	Compressor Operator	297.44	-	-	-	297.44
6	Coolie/Mazdoor	329.77	275.00	-	-	329.59
7	Driver	376.90	-	-	-	376.90
8	Electrician	389.93	127.50	-	-	387.34
9	Fireman	221.09	-	-	-	221.09
10	Fitter	416.04	181.25	-	-	414.32
11	Mech/Elec Foreman	571.55	1096.15	-	-	618.63
12	Helper	287.05	251.23	-	-	280.40
13	Loader/Unloader	320.98	-	-	-	320.98
14	Mistry/Kangani	385.02	406.87	-	-	386.37
15	Mason	240.48	246.50	-	-	244.58
16	Mechanic (General)	318.25	322.65	-	-	318.50
17	Motor Mechanic	390.22	-	-	-	390.22
18	Oilman/Greaser	320.31	-	-	-	320.31
19	Packer	283.02	228.62	-	-	269.93
20	Painter	413.87	-	-	-	413.87
21	Picker	345.43	284.53	-	-	308.64
22	Plumber	382.18	285.00	-	-	362.48
23	Press Man	301.92	261.23	-	-	287.10
24	Pump Attendant	279.40	244.50	-	-	266.15
25	Sorter	295.17	-	-	-	295.17
26	Supervisor	500.13	337.88	-	-	493.63
27	Sweeper	354.21	282.97	-	-	304.27
28	Switch Board Attedan	335.09	-	-	-	335.09
29	Tailor	336.69	248.05	-	-	267.81
30	Turner	408.10	335.97	-	-	387.09
31	Watchman	312.98	313.72	-	-	312.99
32	Welder	328.45	281.70	-	-	318.02
33	Wireman	361.81	-	-	-	361.81
34	Cutter	-	180.55	-	-	180.55
35	Af. Treat. Plant Op.	401.78	294.23	-	-	398.75
36	Gen./Turbo Operator	339.77	-	-	-	339.77
37	Khalashi	282.39	-	-	-	282.39
38	Store Keeper	387.38	260.51	-	-	381.83
39	Apprentices/Trainees	288.73	160.54	-	-	225.73
40	Back Sizer	317.16	210.00	-	-	316.43
41	Bale Breaker/Feeder	345.99	215.78	-	-	327.62
42	Baler	292.54	190.77	-	-	287.61
43	Bobbin carrier	306.90	215.28	-	-	262.19

Table 3.6

Sl. No.	Industry/Occupation	Average Daily Wage Rates (Rs.)				
		Men	Women	Adole- scents	Children	Overall
1	2	3	4	5	6	7
44	Beam Carrier	424.16	166.43	-	-	419.18
45	Bleaching and Finish	382.71	287.12	-	-	361.80
46	Can Tenter/Card Tent	291.51	192.14	-	-	275.30
47	Creeler/Creel Boy	255.65	231.46	-	-	251.30
48	Comber Tenter	374.97	210.84	-	-	286.73
49	Color Man	367.23	-	-	-	367.23
50	Doffing Boy/Doffer	304.79	-	-	-	304.79
51	Drawer-In	369.19	250.53	-	-	353.64
52	Drawing Frame Worker	285.68	183.72	-	-	262.53
53	Dyeing Operator	374.15	370.40	-	-	373.31
54	Examiner	478.88	215.58	-	-	245.58
55	Front Sizer	310.92	236.00	-	-	272.63
56	Fog Machine Man	265.99	250.99	-	-	262.40
57	Godown Mixing Attend	340.94	232.23	-	-	316.34
58	Grinder/Flat Grinder	364.95	166.43	-	-	350.45
59	Head Jobber/Supervis	445.06	260.42	-	-	428.75
60	HTHP Machine Man	250.00	-	-	-	250.00
61	Heald/Reed Repairer	484.10	-	-	-	484.10
62	Inter Tenter/Double	409.79	265.40	-	-	401.50
63	Jobber	397.38	378.28	-	-	396.92
64	Knotter/Knotex Machi	307.77	323.55	-	-	309.04
65	Lap/Can Carrier	336.01	307.39	-	-	334.09
66	Mercer. Feeding Op	210.82	140.86	-	-	147.22
67	Piece Carrier	281.75	283.49	-	-	283.15
68	Reacher	615.38	166.43	-	-	187.81
69	Reeler	325.57	369.26	-	-	347.31
70	Ring Doffer	315.65	233.26	-	-	303.49
71	Ring piecer/Ring fra	272.40	212.66	-	-	265.61
72	Roller Coverer	305.90	186.79	-	-	265.03
73	Slubbing/Simplex Ten	351.87	232.89	-	-	304.48
74	Spinner	324.35	243.35	-	-	280.22
75	Stripper	298.87	213.84	-	-	269.25
76	SBM Machine Man	429.40	276.93	-	-	416.24
77	Silver/Ribbon Lap Te	305.43	167.84	-	-	258.74
78	Speed Frame Tenter	243.36	183.22	-	-	225.74
79	Stitcher	281.29	270.36	-	-	276.37
80	Warper (All Types)	381.08	247.90	-	-	338.62
81	Reliever (Weaver)	331.76	195.80	-	-	316.95
82	Winder (All Types)/T	307.05	238.49	-	-	274.79
83	Weft Carrier-cum-Emp	349.79	252.07	-	-	324.01
84	Miscellaneous	428.28	262.34	-	-	383.01
II.	Woollen Textiles	398.36	323.95	-	-	395.34
1	Blacksmith	621.00	-	-	-	621.00
2	Boiler Attendant	445.38	-	-	-	445.38
3	Carpenter	250.00	-	-	-	250.00
4	Checker	347.66	334.26	-	-	347.21
5	Compressor Operator	309.54	430.49	-	-	309.94
6	Coolie/Mazdoor	300.85	248.08	-	-	296.43

Table 3.6

Sl. No.	Industry/Occupation	Average Daily Wage Rates (Rs.)				
		Men	Women	Adole- scents	Children	Overall
1	2	3	4	5	6	7
7	Driver	354.88	-	-	-	354.88
8	Electrician	363.11	-	-	-	363.11
9	Fireman	307.69	-	-	-	307.69
10	Fitter	409.83	290.86	-	-	408.88
11	Mech/Elec Foreman	558.46	-	-	-	558.46
12	Helper	368.90	322.91	-	-	364.84
13	Loader/Unloader	323.22	-	-	-	323.22
14	Mechanic (General)	412.61	-	-	-	412.61
15	Oilman/Greaser	372.22	-	-	-	372.22
16	Packer	366.03	308.31	-	-	363.11
17	Painter	373.07	-	-	-	373.07
18	Picker	307.66	373.07	-	-	351.27
19	Plumber	373.07	-	-	-	373.07
20	Press Man	258.46	-	-	-	258.46
21	Sorter	209.30	201.49	-	-	203.16
22	Supervisor	497.41	381.97	-	-	496.72
23	Sweeper	360.68	311.11	-	-	353.48
24	Tailor	321.42	355.76	-	-	332.87
25	Turner	367.79	-	-	-	367.79
26	Watchman	310.22	296.30	-	-	310.08
27	Welder	312.26	-	-	-	312.26
28	Gen./Turbo Operator	324.00	-	-	-	324.00
29	Khalashi	638.11	-	-	-	638.11
30	Store Keeper	339.35	-	-	-	339.35
31	Apprentices/Trainees	363.40	426.25	-	-	369.62
32	Blendman	369.47	-	-	-	369.47
33	Bobbin Setter	266.29	-	-	-	266.29
34	Card/Hopper Feeder	553.87	206.71	-	-	544.81
35	Cleaner	722.32	107.70	-	-	711.91
36	Condenser Man	421.08	-	-	-	421.08
37	Darner/Cloth Minder	448.12	430.76	-	-	445.95
38	Doffer/Fly Frame	343.97	-	-	-	343.97
39	Drawing Man	392.30	-	-	-	392.30
40	Felter	435.09	-	-	-	435.09
41	Gill Box Man	423.41	-	-	-	423.41
42	Line Mistry	509.32	-	-	-	509.32
43	Milling Machine Man	453.06	277.69	-	-	443.04
44	Mule Minder/Spinner	331.95	613.07	-	-	338.14
45	Picker/Clipper Perch	369.63	433.31	-	-	372.75
46	Picker/Ring Spinner	369.83	245.00	-	-	368.97
47	Rag Cutting Mach Op	472.99	304.49	-	-	470.98
48	Reeler/Knotter	351.27	341.52	-	-	348.19
49	Roving machine Man	389.79	-	-	-	389.79
50	Scouring Machine Man	435.43	-	-	-	435.43
51	Twister/Doubler	506.85	-	-	-	506.85
52	Warper	386.66	307.69	-	-	373.50
53	Weaver	394.50	-	-	-	394.50
54	Weaver-Hand Loom	258.24	307.69	-	-	269.23
55	Weaver-Power Loom	389.43	250.06	-	-	382.70
56	Winder	339.65	355.76	-	-	341.04

Table 3.6

Sl. No.	Industry/Occupation	Average Daily Wage Rates (Rs.)				
		Men	Women	Adole- scents	Children	Overall
1	2	3	4	5	6	7
57	Wool Dyer	410.80	355.76	-	-	407.38
58	Miscellaneous	399.17	769.23	-	-	410.55
III.	Silk Textiles	347.53	478.70	-	-	360.25
1	Beltman/Stitcher/Moc	119.19	119.19	-	-	119.19
2	Boiler Attendant	500.36	-	-	-	500.36
3	Carpenter	712.00	-	-	-	712.00
4	Checker	308.29	-	-	-	308.29
5	Compressor Operator	267.30	-	-	-	267.30
6	Coolie/Mazdoor	349.23	-	-	-	349.23
7	Driver	379.75	-	-	-	379.75
8	Electrician	347.54	-	-	-	347.54
9	Fireman	307.69	-	-	-	307.69
10	Fitter	336.71	-	-	-	336.71
11	Mech/Elec Foreman	996.00	-	-	-	996.00
12	Helper	285.07	355.18	-	-	292.37
13	Loader/Unloader	279.10	-	-	-	279.10
14	Mistry/Kangani	417.27	-	-	-	417.27
15	Mechanic (General)	358.17	-	-	-	358.17
16	Oilman/Greaser	290.00	-	-	-	290.00
17	Packer	357.20	209.62	-	-	317.18
18	Painter	269.23	-	-	-	269.23
19	Picker	140.00	-	-	-	140.00
20	Supervisor	565.39	-	-	-	565.39
21	Sweeper	309.76	427.10	-	-	344.27
22	Tailor	334.13	302.02	-	-	327.21
23	Turner	340.00	-	-	-	340.00
24	Watchman	380.66	-	-	-	380.66
25	Welder	294.90	-	-	-	294.90
26	Machine Man	331.39	-	-	-	331.39
27	Khalashi	996.00	-	-	-	996.00
28	Store Keeper	349.52	519.23	-	-	360.13
29	Apprentices/Trainees	123.87	-	-	-	123.87
30	Colour Mixer	220.04	300.00	-	-	226.89
31	Cooker	173.00	289.02	-	-	279.35
32	Creeler/Creel Boy	392.86	-	-	-	392.86
33	Cloth Checker	325.91	296.73	-	-	321.58
34	Card Tenter	-	200.00	-	-	200.00
35	Combing Machine Op	332.61	357.35	-	-	333.29
36	Doubler	854.50	138.00	-	-	329.07
37	Drawer-In	358.07	-	-	-	358.07
38	Finishman	416.56	547.50	-	-	447.37
39	Fleyer/Ring Frame Op	596.15	-	-	-	596.15
40	Hand Folder	409.88	-	-	-	409.88
41	Head Jobber	411.16	-	-	-	411.16
42	Jiggerman	225.24	-	-	-	225.24
43	Jobber	237.65	-	-	-	237.65
44	Knotter	224.98	124.00	-	-	174.49
45	Operator	330.39	288.46	-	-	330.20

Table 3.6

Sl. No.	Industry/Occupation	Average Daily Wage Rates (Rs.)				
		Men	Women	Adole- scents	Children	Overall
1	2	3	4	5	6	7
46	Printer-Machine/Hand	533.97	-	-	-	533.97
47	Reacher	316.67	-	-	-	316.67
48	Reeler	361.12	798.46	-	-	689.12
49	Silk Cleaner	326.79	170.57	-	-	244.57
50	Sorter	757.52	829.07	-	-	778.81
51	Stentering Machine M	623.13	847.72	-	-	696.46
52	Twister	218.38	234.13	-	-	221.23
53	Warper	359.98	-	-	-	359.98
54	Washer	457.84	-	-	-	457.84
55	Weaver-Auto Loom	451.19	269.23	-	-	445.03
56	Weaver-Ordinary	331.81	233.33	-	-	329.43
57	Winder	287.61	171.35	-	-	270.01
58	Miscellaneous	253.97	251.35	-	-	253.84
IV.	Synthetic Textiles	423.96	250.18	-	-	407.52
1	Boiler Attendant	508.52	-	-	-	508.52
2	Boiler Maker	422.75	-	-	-	422.75
3	Carpenter	356.29	-	-	-	356.29
4	Checker	389.42	276.43	-	-	379.14
5	Compressor Operator	692.19	709.61	-	-	692.29
6	Coolie/Mazdoor	300.22	253.96	-	-	298.91
7	Driver	391.10	158.65	-	-	390.35
8	Electrician	491.40	769.30	-	-	492.27
9	Fireman	399.13	-	-	-	399.13
10	Fitter	437.96	-	-	-	437.96
11	Mech/Elec Foreman	691.87	1084.23	-	-	708.31
12	Helper	334.01	233.06	-	-	314.89
13	Loader/Unloader	295.37	254.71	-	-	294.08
14	Mistry/Kangani	457.99	-	-	-	457.99
15	Mason	369.95	-	-	-	369.95
16	Mechanic (General)	573.85	-	-	-	573.85
17	Motor Mechanic	393.28	277.50	-	-	375.19
18	Oilman/Greaser	317.60	-	-	-	317.60
19	Packer	331.62	291.47	-	-	321.37
20	Painter	398.38	-	-	-	398.38
21	Picker	519.23	185.00	-	-	321.60
22	Plumber	384.70	-	-	-	384.70
23	Press Man	289.77	175.00	-	-	287.16
24	Pump Attendant	296.00	-	-	-	296.00
25	Supervisor	685.97	547.24	-	-	683.51
26	Sweeper	344.64	321.41	-	-	336.43
27	Switch Board Attedan	300.27	-	-	-	300.27
28	Tailor	380.83	1296.51	-	-	448.66
29	Turner	410.94	-	-	-	410.94
30	Watchman	383.31	-	-	-	383.31
31	Welder	414.41	-	-	-	414.41
32	Wireman	429.99	-	-	-	429.99
33	Machine Man	394.47	-	-	-	394.47
34	Af. Treat. Plant Op.	498.33	-	-	-	498.33

Table 3.6

Sl. No.	Industry/Occupation	Average Daily Wage Rates (Rs.)				
		Men	Women	Adole- scents	Children	Overall
1	2	3	4	5	6	7
35	Khalashi	222.50	-	-	-	222.50
36	Store Keeper	416.22	-	-	-	416.22
37	Apprentices/Trainees	315.66	316.13	-	-	315.77
38	Blender/Bale Breaker	265.95	208.37	-	-	258.03
39	Back Sizer	281.73	246.93	-	-	279.38
40	Bobbin Carrier	377.65	110.00	-	-	243.82
41	Beam Dying Mach Op	453.71	296.30	-	-	452.93
42	Card Tenter/Stripper	309.21	113.67	-	-	262.65
43	Checker	488.79	251.30	-	-	388.91
44	Creeler/Creel Boy	274.80	273.18	-	-	274.73
45	Cutting Machine Man	448.65	-	-	-	448.65
46	Darner/Looker Clip	434.82	282.16	-	-	401.94
47	Doffing Boy/Doffer	292.76	285.38	-	-	292.37
48	Drawer-In	454.59	239.35	-	-	334.99
49	Drawing Frame Tenter	347.97	134.51	-	-	278.74
50	Doubler	330.76	110.00	-	-	136.64
51	Finisher/Line Boy	403.30	161.25	-	-	390.91
52	Front Sizer/Sizer	329.06	-	-	-	329.06
53	Grinder-Carding Mach	508.68	436.39	-	-	503.79
54	Head Jobber	653.61	428.18	-	-	648.01
55	Jobber/Fancy Jobber	408.95	126.12	-	-	408.59
56	Lot Maker/Preparer	343.73	-	-	-	343.73
57	Machine Folder	413.86	211.54	-	-	412.93
58	Machine Op/Jigger	455.38	314.80	-	-	454.85
59	Packer/Yarn Packer	359.35	351.75	-	-	358.54
60	Printing Machine Op	350.11	-	-	-	350.11
61	Reacher	318.86	-	-	-	318.86
62	Reeler	336.89	250.00	-	-	329.20
63	Ring Doffer	332.95	245.00	-	-	307.82
64	Ring Piecer/Frame Te	290.99	-	-	-	290.99
65	Roller Coverer	410.14	270.00	-	-	403.77
66	Simplex Tenter	256.94	132.32	-	-	211.21
67	Stenter Operator	506.18	-	-	-	506.18
68	Spinner	273.30	153.81	-	-	214.12
69	Tape Man	817.31	-	-	-	817.31
70	Sider/Two For One Te	255.28	259.48	-	-	255.87
71	Twister-Thrower	385.10	-	-	-	385.10
72	Warper-All Types	459.80	254.01	-	-	445.05
73	Weaver-Power Loom	382.45	421.50	-	-	382.70
74	Weaver-High Speed	359.17	-	-	-	359.17
75	Weft Distributor	540.31	-	-	-	540.31
76	Winder	391.70	259.33	-	-	361.09
77	Mach Op-Draw Textur	352.77	-	-	-	352.77
78	Mach Op-Draw Twister	514.00	-	-	-	514.00
79	Mach Op-Jet Dyeing	450.13	-	-	-	450.13
80	Miscellaneous	457.30	615.82	-	-	457.82
V.	Jute Textiles	386.20	213.21	-	-	375.35
1	Beltman/Stitcher/Moc	206.98	191.50	-	-	205.74

Table 3.6

Sl. No.	Industry/Occupation	Average Daily Wage Rates (Rs.)				
		Men	Women	Adole- scents	Children	Overall
1	2	3	4	5	6	7
2	Blacksmith	349.28	-	-	-	349.28
3	Boiler Attendant	406.57	-	-	-	406.57
4	Boiler Maker	407.34	-	-	-	407.34
5	Carpenter	376.81	-	-	-	376.81
6	Checker	322.22	191.74	-	-	257.94
7	Compressor Operator	428.45	455.74	-	-	429.18
8	Coolie/Mazdoor	417.43	280.61	-	-	415.27
9	Driver	366.15	130.00	-	-	359.57
10	Electrician	372.69	-	-	-	372.69
11	Fireman	317.42	-	-	-	317.42
12	Fitter	381.15	-	-	-	381.15
13	Mech/Elec Foreman	253.80	-	-	-	253.80
14	Helper	384.96	276.57	-	-	378.78
15	Loader/Unloader	407.57	-	-	-	407.57
16	Mistry/Kangani	394.75	-	-	-	394.75
17	Mason	385.99	-	-	-	385.99
18	Mechanic (General)	371.47	171.00	-	-	370.81
19	Motor Mechanic	325.47	-	-	-	325.47
20	Oilman/Greaser	400.69	-	-	-	400.69
21	Packer	340.35	165.24	-	-	233.88
22	Painter	338.95	-	-	-	338.95
23	Picker	395.50	-	-	-	395.50
24	Plumber	296.69	-	-	-	296.69
25	Press Man	435.73	-	-	-	435.73
26	Pump Attendant	278.76	-	-	-	278.76
27	Sign Maker	579.85	-	-	-	579.85
28	Supervisor	417.71	162.33	-	-	409.65
29	Sweeper	426.13	217.17	-	-	391.53
30	Switch Board Attedan	340.87	-	-	-	340.87
31	Tailor	893.57	-	-	-	893.57
32	Turner	341.53	-	-	-	341.53
33	Watchman	325.18	349.03	-	-	325.29
34	Welder	392.15	-	-	-	392.15
35	Wireman	321.71	-	-	-	321.71
36	Af. Treat. Plant Op.	248.77	-	-	-	248.77
37	Gen./Turbo Operator	395.54	-	-	-	395.54
38	Khalashi	443.09	-	-	-	443.09
39	Store Keeper	304.24	-	-	-	304.24
40	Apprentices/Trainees	525.10	444.39	-	-	493.33
41	Beamer	367.19	284.35	-	-	363.51
42	Breaker Feeder	357.20	148.16	-	-	329.29
43	Beamer Tier & Joiner	429.06	-	-	-	429.06
44	Breaker Receiver	408.48	188.86	-	-	382.44
45	Calander Feeder/Man	414.44	131.14	-	-	380.95
46	Cop Winder	416.08	195.81	-	-	372.60
47	Finisher & Receiver	422.35	189.71	-	-	395.33
48	First Drawing Receiv	301.23	330.38	-	-	301.64
49	First Pressman	433.12	-	-	-	433.12
50	Hand Sewer	333.27	175.16	-	-	324.22
51	Head Mistry/Charge H	427.01	-	-	-	427.01



Table 3.6

Sl. No.	Industry/Occupation	Average Daily Wage Rates (Rs.)				
		Men	Women	Adole- scents	Children	Overall
1	2	3	4	5	6	7
52	Head Sirdar/Supervis	368.78	-	-	-	368.78
53	Hessian Warp/Weft Sp	386.87	350.63	-	-	386.82
54	Heamming Machine Opt	397.52	137.64	-	-	393.61
55	Pickerman/Ankarwalla	419.99	-	-	-	419.99
56	Pin Boy/Bar Boy	350.28	-	-	-	350.28
57	Root Cutter	436.84	336.65	-	-	432.11
58	Sacking Loom Weaver	352.22	287.36	-	-	351.38
59	Sacking Weft Spinner	354.90	211.39	-	-	335.82
60	Sectional Sirdar	393.51	231.50	-	-	390.41
61	Selector	375.48	-	-	-	375.48
62	Sewing Machine Op	425.12	-	-	-	425.12
63	Softner Feeder	377.85	430.84	-	-	378.03
64	Softner Receiver	379.53	284.58	-	-	377.25
65	Sp Shifter/Bobbin Ca	348.13	165.54	-	-	282.70
66	Starchman	329.22	331.00	-	-	329.73
67	Teaser Feeder	363.09	-	-	-	363.09
68	Twister/Doubler	364.41	320.47	-	-	361.28
69	Warp Winder	369.69	186.83	-	-	340.84
70	Miscellaneous	431.36	300.00	-	-	426.90
All Textile Industries		373.36	253.99	-	-	351.20

TABLE 3.6(a)

## AVERAGE DAILY MINIMUM WAGE RATES OF TIME-RATED WORKERS IN INDUSTRIES BY OCCUPATION AND SEXAGE

Sl. No.	Industry/Occupation	Average Daily Minimum Wage Rates (Rs.)				
		Men	Women	Adole- scents	Children	Overall
1	2	3	4	5	6	7
I.	Cotton Textiles	276.50	227.02	-	-	263.83
1	Beltman/Stitcher/Moc	337.96	-	-	-	337.96
2	Boiler Attendant	539.97	-	-	-	539.97
3	Carpenter	394.46	-	-	-	394.46
4	Checker	314.77	194.98	-	-	288.09
5	Compressor Operator	169.56	-	-	-	169.56
6	Coolie/Mazdoor	256.41	275.00	-	-	256.47
7	Driver	298.68	-	-	-	298.68
8	Electrician	296.51	127.50	-	-	294.84
9	Fireman	221.09	-	-	-	221.09
10	Fitter	281.88	181.20	-	-	281.14
11	Mech/Elec Foreman	510.82	990.95	-	-	553.90
12	Helper	228.47	234.38	-	-	229.56
13	Loader/Unloader	289.37	-	-	-	289.37
14	Mistry/Kangani	339.23	406.87	-	-	343.43
15	Mason	236.35	240.00	-	-	238.84
16	Mechanic (General)	226.55	215.35	-	-	225.91
17	Motor Mechanic	330.78	-	-	-	330.78
18	Oilman/Greaser	254.44	-	-	-	254.44
19	Packer	235.80	216.32	-	-	231.11
20	Painter	413.87	-	-	-	413.87
21	Picker	248.50	248.50	-	-	248.50
22	Plumber	376.54	265.00	-	-	353.93
23	Press Man	285.98	222.15	-	-	262.73
24	Pump Attendant	262.87	230.50	-	-	250.58
25	Sorter	295.17	-	-	-	295.17
26	Supervisor	381.33	236.91	-	-	375.55
27	Sweeper	312.76	240.52	-	-	262.12
28	Switch Board Attedan	310.17	-	-	-	310.17
29	Tailor	318.45	233.58	-	-	252.50
30	Turner	395.77	322.62	-	-	374.46
31	Watchman	259.69	311.43	-	-	260.40
32	Welder	326.46	281.70	-	-	316.47
33	Wireman	300.22	-	-	-	300.22
34	Cutter	-	149.80	-	-	149.80
35	Af. Treat. Plant Op.	286.39	294.23	-	-	286.61
36	Gen./Turbo Operator	260.93	-	-	-	260.93
37	Khalashi	240.67	-	-	-	240.67
38	Store Keeper	317.05	246.98	-	-	313.98
39	Apprentices/Trainees	166.40	153.74	-	-	160.18
40	Back Sizer	225.91	210.00	-	-	225.80
41	Bale Breaker/Feeder	306.30	210.07	-	-	292.72
42	Baler	255.48	190.77	-	-	252.35

Table 3.6(a)

Sl. No.	Industry/Occupation	Average Daily Minimum Wage Rates (Rs.)				
		Men	Women	Adole- scents	Children	Overall
1	2	3	4	5	6	7
43	Bobbin carrier	290.10	215.28	-	-	253.59
44	Beam Carrier	200.19	166.43	-	-	199.53
45	Bleaching and Finish	296.46	232.57	-	-	282.48
46	Can Tenter/Card Tent	269.84	184.59	-	-	255.93
47	Creeler/Creel Boy	244.93	222.28	-	-	240.86
48	Comber Tenter	296.75	183.15	-	-	235.68
49	Color Man	239.96	-	-	-	239.96
50	Doffing Boy/Doffer	304.79	-	-	-	304.79
51	Drawer-In	332.10	227.81	-	-	318.44
52	Drawing Frame Worker	266.46	179.48	-	-	246.71
53	Dyeing Operator	324.19	287.72	-	-	316.03
54	Examiner	324.71	135.00	-	-	156.61
55	Front Sizer	273.87	236.00	-	-	254.52
56	Fog Machine Man	235.62	224.88	-	-	233.05
57	Godown Mixing Attend	314.75	196.93	-	-	288.09
58	Grinder/Flat Grinder	360.68	166.43	-	-	346.49
59	Head Jobber/Supervis	392.29	243.73	-	-	379.17
60	HHP Machine Man	250.00	-	-	-	250.00
61	Heald/Reed Repairer	227.18	-	-	-	227.18
62	Inter Tenter/Double	356.59	240.61	-	-	349.93
63	Jobber	345.95	378.00	-	-	346.71
64	Knotter/Knotex Machi	278.88	304.49	-	-	280.94
65	Lap/Can Carrier	320.09	306.12	-	-	319.15
66	Mercer. Feeding Op	182.61	59.94	-	-	71.09
67	Piece Carrier	244.70	282.58	-	-	275.11
68	Reacher	615.38	166.43	-	-	187.81
69	Reeler	304.23	347.20	-	-	325.62
70	Ring Doffer	287.93	213.32	-	-	276.92
71	Ring piecer/Ring fra	246.94	189.65	-	-	240.42
72	Roller Coverer	289.69	184.21	-	-	253.50
73	Slubbing/Simplex Ten	303.62	209.60	-	-	266.18
74	Spinner	283.21	216.16	-	-	246.68
75	Stripper	295.66	213.84	-	-	267.15
76	SBM Machine Man	291.69	133.85	-	-	278.07
77	Silver/Ribbon Lap Te	242.13	162.09	-	-	214.97
78	Speed Frame Tenter	239.17	179.81	-	-	221.78
79	Stitcher	280.79	268.74	-	-	275.37
80	Warper (All Types)	330.79	230.70	-	-	298.87
81	Reliever (Weaver)	261.37	167.21	-	-	251.11
82	Winder (All Types)/T	255.68	197.20	-	-	228.16
83	Weft Carrier-cum-Emp	332.43	243.74	-	-	309.03
84	Miscellaneous	179.82	227.92	-	-	192.94
II.	Woollen Textiles	358.05	291.52	-	-	355.36
1	Blacksmith	621.00	-	-	-	621.00
2	Boiler Attendant	413.10	-	-	-	413.10
3	Carpenter	250.00	-	-	-	250.00
4	Checker	343.68	334.26	-	-	343.37
5	Compressor Operator	211.39	430.49	-	-	212.12

Table 3.6(a)

Sl. No.	Industry/Occupation	Average Daily Minimum Wage Rates (Rs.)				
		Men	Women	Adole- scents	Children	Overall
1	2	3	4	5	6	7
6	Coolie/Mazdoor	257.52	248.08	-	-	256.73
7	Driver	330.23	-	-	-	330.23
8	Electrician	349.73	-	-	-	349.73
9	Fireman	307.69	-	-	-	307.69
10	Fitter	359.57	168.42	-	-	358.04
11	Mech/Elec Foreman	546.19	-	-	-	546.19
12	Helper	336.85	288.30	-	-	332.57
13	Loader/Unloader	284.99	-	-	-	284.99
14	Mechanic (General)	380.45	-	-	-	380.45
15	Oilman/Greaser	372.22	-	-	-	372.22
16	Packer	328.13	308.31	-	-	327.13
17	Painter	373.07	-	-	-	373.07
18	Picker	307.66	373.07	-	-	351.27
19	Plumber	373.07	-	-	-	373.07
20	Press Man	258.46	-	-	-	258.46
21	Sorter	208.33	199.47	-	-	201.37
22	Supervisor	411.47	381.97	-	-	411.29
23	Sweeper	330.96	311.11	-	-	328.08
24	Tailor	321.42	355.76	-	-	332.87
25	Turner	367.79	-	-	-	367.79
26	Watchman	278.37	296.30	-	-	278.55
27	Welder	312.26	-	-	-	312.26
28	Gen./Turbo Operator	324.00	-	-	-	324.00
29	Khalashi	638.11	-	-	-	638.11
30	Store Keeper	329.76	-	-	-	329.76
31	Apprentices/Trainees	305.22	275.57	-	-	302.29
32	Blendman	339.18	-	-	-	339.18
33	Bobbin Setter	249.67	-	-	-	249.67
34	Card/Hopper Feeder	528.48	206.71	-	-	520.08
35	Cleaner	713.46	107.70	-	-	703.19
36	Condenser Man	400.70	-	-	-	400.70
37	Darner/Cloth Minder	448.12	430.76	-	-	445.95
38	Doffer/Fly Frame	331.32	-	-	-	331.32
39	Drawing Man	357.25	-	-	-	357.25
40	Felter	423.87	-	-	-	423.87
41	Gill Box Man	333.56	-	-	-	333.56
42	Line Mistry	482.92	-	-	-	482.92
43	Milling Machine Man	434.25	277.69	-	-	425.30
44	Mule Minder/Spinner	299.32	588.03	-	-	305.67
45	Picker/Clipper Perch	330.34	427.20	-	-	335.07
46	Picker/Ring Spinner	335.50	226.15	-	-	334.75
47	Rag Cutting Mach Op	426.99	304.49	-	-	425.52
48	Reeler/Knotter	348.80	235.33	-	-	313.05
49	Roving machine Man	333.78	-	-	-	333.78
50	Scouring Machine Man	372.84	-	-	-	372.84
51	Twister/Doubler	498.00	-	-	-	498.00
52	Warper	368.81	307.69	-	-	358.62
53	Weaver	335.51	-	-	-	335.51
54	Weaver-Hand Loom	233.51	288.46	-	-	245.72
55	Weaver-Power Loom	333.44	222.15	-	-	328.07

Table 3.6(a)

Sl. No.	Industry/Occupation	Average Daily Minimum Wage Rates (Rs.)				
		Men	Women	Adole- scents	Children	Overall
1	2	3	4	5	6	7
56	Winder	249.80	355.76	-	-	258.96
57	Wool Dyer	379.28	355.76	-	-	377.82
58	Miscellaneous	376.50	769.23	-	-	388.58
III.	Silk Textiles	286.97	416.89	-	-	299.57
1	Beltman/Stitcher/Moc	113.76	113.76	-	-	113.76
2	Boiler Attendant	490.98	-	-	-	490.98
3	Carpenter	712.00	-	-	-	712.00
4	Checker	278.11	-	-	-	278.11
5	Compressor Operator	267.30	-	-	-	267.30
6	Coolie/Mazdoor	323.91	-	-	-	323.91
7	Driver	379.75	-	-	-	379.75
8	Electrician	305.46	-	-	-	305.46
9	Fireman	307.69	-	-	-	307.69
10	Fitter	286.22	-	-	-	286.22
11	Mech/Elec Foreman	996.00	-	-	-	996.00
12	Helper	276.19	209.74	-	-	269.28
13	Loader/Unloader	279.10	-	-	-	279.10
14	Mistry/Kangani	407.19	-	-	-	407.19
15	Mechanic (General)	314.20	-	-	-	314.20
16	Oilman/Greaser	290.00	-	-	-	290.00
17	Packer	202.23	200.74	-	-	201.83
18	Painter	250.00	-	-	-	250.00
19	Picker	140.00	-	-	-	140.00
20	Supervisor	334.37	-	-	-	334.37
21	Sweeper	309.76	423.10	-	-	343.10
22	Tailor	288.92	287.06	-	-	288.52
23	Turner	340.00	-	-	-	340.00
24	Watchman	376.31	-	-	-	376.31
25	Welder	294.90	-	-	-	294.90
26	Machine Man	246.13	-	-	-	246.13
27	Khalashi	996.00	-	-	-	996.00
28	Store Keeper	311.03	519.23	-	-	324.04
29	Apprentices/Trainees	76.00	-	-	-	76.00
30	Colour Mixer	201.86	300.00	-	-	210.28
31	Cooker	173.00	289.02	-	-	279.35
32	Creeler/Creel Boy	392.86	-	-	-	392.86
33	Cloth Checker	308.18	157.83	-	-	285.90
34	Card Tenter	-	200.00	-	-	200.00
35	Combing Machine Op	230.10	322.13	-	-	232.60
36	Doubler	844.75	138.00	-	-	326.47
37	Drawer-In	344.13	-	-	-	344.13
38	Finishman	373.66	528.00	-	-	409.97
39	Fleyer/Ring Frame Op	596.15	-	-	-	596.15
40	Hand Folder	331.87	-	-	-	331.87
41	Head Jobber	411.16	-	-	-	411.16
42	Jiggerman	200.92	-	-	-	200.92
43	Jobber	224.62	-	-	-	224.62
44	Knotter	224.98	124.00	-	-	174.49

Table 3.6(a)

Sl. No.	Industry/Occupation	Average Daily Minimum Wage Rates (Rs.)				
		Men	Women	Adole- scents	Children	Overall
1	2	3	4	5	6	7
45	Operator	291.39	288.46	-	-	291.37
46	Printer-Machine/Hand	488.45	-	-	-	488.45
47	Reacher	308.67	-	-	-	308.67
48	Reeler	339.63	724.19	-	-	628.05
49	Silk Cleaner	279.64	170.57	-	-	222.23
50	Sorter	490.03	640.76	-	-	534.88
51	Stentering Machine M	620.68	847.72	-	-	694.81
52	Twister	205.36	234.13	-	-	210.56
53	Warper	336.33	-	-	-	336.33
54	Washer	442.24	-	-	-	442.24
55	Weaver-Auto Loom	379.12	250.00	-	-	374.76
56	Weaver-Ordinary	231.70	216.66	-	-	231.34
57	Winder	281.34	171.35	-	-	264.70
58	Miscellaneous	208.61	249.04	-	-	210.67
IV.	Synthetic Textiles	322.38	230.49	-	-	313.69
1	Boiler Attendant	411.35	-	-	-	411.35
2	Boiler Maker	406.47	-	-	-	406.47
3	Carpenter	350.19	-	-	-	350.19
4	Checker	328.79	253.66	-	-	321.96
5	Compressor Operator	499.30	709.61	-	-	500.47
6	Coolie/Mazdoor	221.21	227.13	-	-	221.38
7	Driver	356.83	158.65	-	-	356.20
8	Electrician	362.12	769.30	-	-	363.40
9	Fireman	360.30	-	-	-	360.30
10	Fitter	331.94	-	-	-	331.94
11	Mech/Elec Foreman	583.31	986.53	-	-	600.21
12	Helper	266.38	206.59	-	-	255.05
13	Loader/Unloader	263.76	239.65	-	-	263.00
14	Mistry/Kangani	444.76	-	-	-	444.76
15	Mason	339.34	-	-	-	339.34
16	Mechanic (General)	454.06	-	-	-	454.06
17	Motor Mechanic	318.49	277.50	-	-	312.08
18	Oilman/Greaser	311.05	-	-	-	311.05
19	Packer	253.50	243.69	-	-	250.99
20	Painter	282.49	-	-	-	282.49
21	Picker	519.23	185.00	-	-	321.60
22	Plumber	349.87	-	-	-	349.87
23	Press Man	289.77	175.00	-	-	287.16
24	Pump Attendant	296.00	-	-	-	296.00
25	Supervisor	435.25	367.85	-	-	434.06
26	Sweeper	285.50	297.32	-	-	289.68
27	Switch Board Attedan	300.21	-	-	-	300.21
28	Tailor	350.01	810.06	-	-	384.09
29	Turner	303.57	-	-	-	303.57
30	Watchman	315.05	-	-	-	315.05
31	Welder	351.74	-	-	-	351.74
32	Wireman	326.56	-	-	-	326.56
33	Machine Man	330.58	-	-	-	330.58

Table 3.6(a)

Sl. No.	Industry/Occupation	Average Daily Minimum Wage Rates (Rs.)				
		Men	Women	Adole- scents	Children	Overall
1	2	3	4	5	6	7
34	Af. Treat. Plant Op.	458.80	-	-	-	458.80
35	Khalashi	220.00	-	-	-	220.00
36	Store Keeper	344.77	-	-	-	344.77
37	Apprentices/Trainees	263.30	263.76	-	-	263.41
38	Blender/Bale Breaker	248.37	201.74	-	-	241.96
39	Back Sizer	234.13	199.62	-	-	231.80
40	Bobbin Carrier	368.49	110.00	-	-	239.24
41	Beam Dying Mach Op	383.82	281.89	-	-	383.32
42	Card Tenter/Stripper	289.87	113.67	-	-	247.91
43	Checker	425.87	251.30	-	-	352.45
44	Creeler/Creel Boy	251.18	273.18	-	-	252.07
45	Cutting Machine Man	420.79	-	-	-	420.79
46	Darner/Looker Clip	247.30	212.44	-	-	239.79
47	Doffing Boy/Doffer	275.78	273.36	-	-	275.65
48	Drawer-In	407.46	236.86	-	-	312.67
49	Drawing Frame Tenter	306.05	133.47	-	-	250.08
50	Doubler	305.76	110.00	-	-	133.63
51	Finisher/Line Boy	342.89	155.00	-	-	333.27
52	Front Sizer/Sizer	276.24	-	-	-	276.24
53	Grinder-Carding Mach	440.55	409.76	-	-	438.47
54	Head Jobber	379.24	415.80	-	-	380.15
55	Jobber/Fancy Jobber	367.25	108.00	-	-	366.92
56	Lot Maker/Preparer	332.78	-	-	-	332.78
57	Machine Folder	355.96	211.54	-	-	355.30
58	Machine Op/Jigger	295.28	294.86	-	-	295.28
59	Packer/Yarn Packer	315.10	351.75	-	-	319.04
60	Printing Machine Op	304.87	-	-	-	304.87
61	Reacher	278.22	-	-	-	278.22
62	Reeler	322.21	250.00	-	-	315.82
63	Ring Doffer	241.75	230.00	-	-	238.40
64	Ring Piecer/Frame Te	240.71	-	-	-	240.71
65	Roller Coverer	349.30	270.00	-	-	345.70
66	Simplex Tenter	223.54	127.50	-	-	188.30
67	Stenter Operator	407.53	-	-	-	407.53
68	Spinner	228.64	145.80	-	-	187.61
69	Tape Man	817.31	-	-	-	817.31
70	Sider/Two For One Te	233.21	250.97	-	-	235.71
71	Twister-Thrower	300.96	-	-	-	300.96
72	Warper-All Types	326.85	254.01	-	-	321.63
73	Weaver-Power Loom	285.46	421.50	-	-	286.32
74	Weaver-High Speed	291.46	-	-	-	291.46
75	Weft Distributor	538.06	-	-	-	538.06
76	Winder	261.92	230.08	-	-	254.55
77	Mach Op-Draw Textur	275.93	-	-	-	275.93
78	Mach Op-Draw Twister	457.91	-	-	-	457.91
79	Mach Op-Jet Dyeing	383.78	-	-	-	383.78
80	Miscellaneous	325.49	562.32	-	-	326.25
V.	Jute Textiles	293.28	199.11	-	-	287.37

Table 3.6(a)

Sl. No.	Industry/Occupation	Average Daily Minimum Wage Rates (Rs.)				
		Men	Women	Adole- scents	Children	Overall
1	2	3	4	5	6	7
1	Beltman/Stitcher/Moc	204.19	191.50	-	-	203.18
2	Blacksmith	275.73	-	-	-	275.73
3	Boiler Attendant	375.22	-	-	-	375.22
4	Boiler Maker	407.34	-	-	-	407.34
5	Carpenter	229.93	-	-	-	229.93
6	Checker	285.30	187.21	-	-	236.98
7	Compressor Operator	378.00	323.16	-	-	376.54
8	Coolie/Mazdoor	304.50	262.26	-	-	303.84
9	Driver	304.76	130.00	-	-	299.89
10	Electrician	261.07	-	-	-	261.07
11	Fireman	245.04	-	-	-	245.04
12	Fitter	229.18	-	-	-	229.18
13	Mech/Elec Foreman	242.79	-	-	-	242.79
14	Helper	327.02	272.81	-	-	323.93
15	Loader/Unloader	236.33	-	-	-	236.33
16	Mistry/Kangani	234.37	-	-	-	234.37
17	Mason	285.02	-	-	-	285.02
18	Mechanic (General)	316.77	171.00	-	-	316.28
19	Motor Mechanic	325.47	-	-	-	325.47
20	Oilman/Greaser	246.47	-	-	-	246.47
21	Packer	325.48	162.04	-	-	226.11
22	Painter	338.95	-	-	-	338.95
23	Picker	280.57	-	-	-	280.57
24	Plumber	287.86	-	-	-	287.86
25	Press Man	363.87	-	-	-	363.87
26	Pump Attendant	253.29	-	-	-	253.29
27	Sign Maker	444.93	-	-	-	444.93
28	Supervisor	348.56	162.33	-	-	342.69
29	Sweeper	267.09	210.87	-	-	257.78
30	Switch Board Attedan	279.35	-	-	-	279.35
31	Tailor	838.57	-	-	-	838.57
32	Turner	312.10	-	-	-	312.10
33	Watchman	238.11	349.03	-	-	238.65
34	Welder	325.82	-	-	-	325.82
35	Wireman	269.75	-	-	-	269.75
36	Af. Treat. Plant Op.	248.77	-	-	-	248.77
37	Gen./Turbo Operator	96.59	-	-	-	96.59
38	Khalashi	432.24	-	-	-	432.24
39	Store Keeper	300.44	-	-	-	300.44
40	Apprentices/Trainees	374.69	352.71	-	-	366.03
41	Beamer	302.17	273.84	-	-	300.91
42	Breaker Feeder	280.85	143.43	-	-	262.51
43	Beamer Tier & Joiner	402.08	-	-	-	402.08
44	Breaker Receiver	297.85	179.43	-	-	283.81
45	Calander Feeder/Man	330.73	125.14	-	-	306.43
46	Cop Winder	338.70	186.56	-	-	308.67
47	Finisher & Receiver	328.82	179.84	-	-	311.52
48	First Drawing Receiv	163.52	330.38	-	-	165.87
49	First Pressman	380.38	-	-	-	380.38
50	Hand Sewer	302.30	172.79	-	-	294.89



Table 3.6(a)

Sl. No.	Industry/Occupation	Average Daily Minimum Wage Rates (Rs.)				
		Men	Women	Adole- scents	Children	Overall
1	2	3	4	5	6	7
51	Head Mistry/Charge H	332.07	-	-	-	332.07
52	Head Sirdar/Supervis	274.57	-	-	-	274.57
53	Hessian Warp/Weft Sp	292.03	215.25	-	-	291.92
54	Heamming Machine Opt	341.41	136.13	-	-	338.32
55	Pickerman/Ankarwalla	270.74	-	-	-	270.74
56	Pin Boy/Bar Boy	225.04	-	-	-	225.04
57	Root Cutter	408.88	328.10	-	-	405.07
58	Sacking Loom Weaver	245.04	279.54	-	-	245.49
59	Sacking Weft Spinner	228.32	193.88	-	-	223.74
60	Sectional Sirdar	351.45	229.73	-	-	349.12
61	Selector	285.86	-	-	-	285.86
62	Sewing Machine Op	395.46	-	-	-	395.46
63	Softner Feeder	253.57	211.61	-	-	253.42
64	Softner Receiver	307.11	282.70	-	-	306.52
65	Sp Shifter/Bobbin Ca	321.86	156.47	-	-	262.59
66	Starchman	309.29	331.00	-	-	315.49
67	Teaser Feeder	321.15	-	-	-	321.15
68	Twister/Doubler	355.54	320.47	-	-	353.05
69	Warp Winder	276.43	177.67	-	-	260.84
70	Miscellaneous	279.88	300.00	-	-	280.56
All Textile Industries		293.49	227.12	-	-	281.18

TABLE 3.6(b)

## AVERAGE DAILY MAXIMUM WAGE RATES OF TIME-RATED WORKERS IN INDUSTRIES BY OCCUPATION AND SEXAGE

Sl. No.	Industry/Occupation	Average Daily Maximum Wage Rates (Rs.)				
		Men	Women	Adole- scents	Children	Overall
1	2	3	4	5	6	7
I.	Cotton Textiles	408.91	284.07	-	-	376.92
	1 Beltman/Stitcher/Moc	340.11	-	-	-	340.11
	2 Boiler Attendant	702.49	-	-	-	702.49
	3 Carpenter	394.46	-	-	-	394.46
	4 Checker	468.48	229.02	-	-	415.15
	5 Compressor Operator	425.32	-	-	-	425.32
	6 Coolie/Mazdoor	403.12	275.00	-	-	402.70
	7 Driver	455.11	-	-	-	455.11
	8 Electrician	483.34	127.50	-	-	479.84
	9 Fireman	221.09	-	-	-	221.09
	10 Fitter	550.21	181.31	-	-	547.50
	11 Mech/Elec Foreman	632.29	1201.36	-	-	683.35
	12 Helper	345.62	268.08	-	-	331.23
	13 Loader/Unloader	352.58	-	-	-	352.58
	14 Mistry/Kangani	430.80	406.87	-	-	429.31
	15 Mason	244.59	253.00	-	-	250.32
	16 Mechanic (General)	409.95	429.96	-	-	411.09
	17 Motor Mechanic	449.65	-	-	-	449.65
	18 Oilman/Greaser	386.18	-	-	-	386.18
	19 Packer	330.25	240.92	-	-	308.74
	20 Painter	413.87	-	-	-	413.87
	21 Picker	442.37	320.57	-	-	368.78
	22 Plumber	387.82	305.00	-	-	371.03
	23 Press Man	317.86	300.31	-	-	311.47
	24 Pump Attendant	295.93	258.50	-	-	281.72
	25 Sorter	295.17	-	-	-	295.17
	26 Supervisor	618.93	438.85	-	-	611.72
	27 Sweeper	395.66	325.42	-	-	346.42
	28 Switch Board Attedan	360.00	-	-	-	360.00
	29 Tailor	354.93	262.52	-	-	283.12
	30 Turner	420.43	349.31	-	-	399.71
	31 Watchman	366.26	316.01	-	-	365.58
	32 Welder	330.44	281.70	-	-	319.56
	33 Wireman	423.40	-	-	-	423.40
	34 Cutter	-	211.30	-	-	211.30
	35 Af. Treat. Plant Op.	517.17	294.23	-	-	510.89
	36 Gen./Turbo Operator	418.60	-	-	-	418.60
	37 Khalashi	324.12	-	-	-	324.12
	38 Store Keeper	457.72	274.03	-	-	449.68
	39 Apprentices/Trainees	411.07	167.33	-	-	291.27
	40 Back Sizer	408.41	210.00	-	-	407.07
	41 Bale Breaker/Feeder	385.67	221.50	-	-	362.52
	42 Baler	329.58	190.77	-	-	322.86

Table 3.6(b)

Sl. No.	Industry/Occupation	Average Daily Maximum Wage Rates (Rs.)				
		Men	Women	Adole- scents	Children	Overall
1	2	3	4	5	6	7
43	Bobbin carrier	323.70	215.28	-	-	270.79
44	Beam Carrier	648.14	166.43	-	-	638.82
45	Bleaching and Finish	468.95	341.66	-	-	441.10
46	Can Tenter/Card Tent	313.19	199.69	-	-	294.67
47	Creeler/Creel Boy	266.36	240.64	-	-	261.74
48	Comber Tenter	453.18	238.53	-	-	337.79
49	Color Man	494.49	-	-	-	494.49
50	Doffing Boy/Doffer	304.79	-	-	-	304.79
51	Drawer-In	406.28	273.25	-	-	388.85
52	Drawing Frame Worker	304.89	187.96	-	-	278.34
53	Dyeing Operator	424.10	453.08	-	-	430.58
54	Examiner	633.06	296.15	-	-	334.53
55	Front Sizer	347.96	236.00	-	-	290.75
56	Fog Machine Man	296.36	277.10	-	-	291.75
57	Godown Mixing Attend	367.12	267.52	-	-	344.59
58	Grinder/Flat Grinder	369.22	166.43	-	-	354.41
59	Head Jobber/Supervis	497.82	277.12	-	-	478.33
60	HHP Machine Man	250.00	-	-	-	250.00
61	Heald/Reed Repairer	741.02	-	-	-	741.02
62	Inter Tenter/Double	462.99	290.19	-	-	453.06
63	Jobber	448.81	378.55	-	-	447.13
64	Knotter/Knotex Machi	336.66	342.61	-	-	337.14
65	Lap/Can Carrier	351.93	308.66	-	-	349.02
66	Mercer. Feeding Op	239.03	221.77	-	-	223.34
67	Piece Carrier	318.79	284.41	-	-	291.19
68	Reacher	615.38	166.43	-	-	187.81
69	Reeler	346.90	391.31	-	-	369.00
70	Ring Doffer	343.37	253.19	-	-	330.06
71	Ring piecer/Ring fra	297.87	235.68	-	-	290.79
72	Roller Coverer	322.10	189.36	-	-	276.55
73	Slubbing/Simplex Ten	400.12	256.17	-	-	342.79
74	Spinner	365.49	270.53	-	-	313.75
75	Stripper	302.09	213.84	-	-	271.34
76	SBM Machine Man	567.11	420.00	-	-	554.41
77	Silver/Ribbon Lap Te	368.73	173.58	-	-	302.50
78	Speed Frame Tenter	247.54	186.62	-	-	229.69
79	Stitcher	281.80	271.98	-	-	277.38
80	Warper (All Types)	431.37	265.10	-	-	378.36
81	Reliever (Weaver)	402.16	224.39	-	-	382.79
82	Winder (All Types)/T	358.42	279.78	-	-	321.41
83	Weft Carrier-cum-Emp	367.15	260.39	-	-	338.98
84	Miscellaneous	676.75	296.77	-	-	573.09
II.	Woollen Textiles	438.66	356.37	-	-	435.32
1	Blacksmith	621.00	-	-	-	621.00
2	Boiler Attendant	477.65	-	-	-	477.65
3	Carpenter	250.00	-	-	-	250.00
4	Checker	351.64	334.26	-	-	351.06
5	Compressor Operator	407.68	430.49	-	-	407.76

Table 3.6(b)

Sl. No.	Industry/Occupation	Average Daily Maximum Wage Rates (Rs.)				
		Men	Women	Adole- scents	Children	Overall
1	2	3	4	5	6	7
6	Coolie/Mazdoor	344.18	248.08	-	-	336.13
7	Driver	379.53	-	-	-	379.53
8	Electrician	376.49	-	-	-	376.49
9	Fireman	307.69	-	-	-	307.69
10	Fitter	460.08	413.30	-	-	459.71
11	Mech/Elec Foreman	570.72	-	-	-	570.72
12	Helper	400.95	357.51	-	-	397.12
13	Loader/Unloader	361.45	-	-	-	361.45
14	Mechanic (General)	444.76	-	-	-	444.76
15	Oilman/Greaser	372.22	-	-	-	372.22
16	Packer	403.93	308.31	-	-	399.09
17	Painter	373.07	-	-	-	373.07
18	Picker	307.66	373.07	-	-	351.27
19	Plumber	373.07	-	-	-	373.07
20	Press Man	258.46	-	-	-	258.46
21	Sorter	210.26	203.50	-	-	204.95
22	Supervisor	583.34	381.97	-	-	582.14
23	Sweeper	390.39	311.11	-	-	378.88
24	Tailor	321.42	355.76	-	-	332.87
25	Turner	367.79	-	-	-	367.79
26	Watchman	342.08	296.30	-	-	341.61
27	Welder	312.26	-	-	-	312.26
28	Gen./Turbo Operator	324.00	-	-	-	324.00
29	Khalashi	638.11	-	-	-	638.11
30	Store Keeper	348.94	-	-	-	348.94
31	Apprentices/Trainees	421.57	576.92	-	-	436.94
32	Blendman	399.75	-	-	-	399.75
33	Bobbin Setter	282.91	-	-	-	282.91
34	Card/Hopper Feeder	579.27	206.71	-	-	569.53
35	Cleaner	731.18	107.70	-	-	720.61
36	Condenser Man	441.45	-	-	-	441.45
37	Darner/Cloth Minder	448.12	430.76	-	-	445.95
38	Doffer/Fly Frame	356.61	-	-	-	356.61
39	Drawing Man	427.34	-	-	-	427.34
40	Felter	446.31	-	-	-	446.31
41	Gill Box Man	513.26	-	-	-	513.26
42	Line Mistry	535.71	-	-	-	535.71
43	Milling Machine Man	471.87	277.69	-	-	460.77
44	Mule Minder/Spinner	364.57	638.11	-	-	370.60
45	Picker/Clipper Perch	408.93	439.42	-	-	410.42
46	Picker/Ring Spinner	404.15	263.84	-	-	403.20
47	Rag Cutting Mach Op	519.00	304.49	-	-	516.43
48	Reeler/Knotter	353.73	447.70	-	-	383.33
49	Roving machine Man	445.80	-	-	-	445.80
50	Scouring Machine Man	498.02	-	-	-	498.02
51	Twister/Doubler	515.70	-	-	-	515.70
52	Warper	404.51	307.69	-	-	388.37
53	Weaver	453.48	-	-	-	453.48
54	Weaver-Hand Loom	282.97	326.92	-	-	292.73
55	Weaver-Power Loom	445.42	277.96	-	-	437.33

Table 3.6(b)

Sl. No.	Industry/Occupation	Average Daily Maximum Wage Rates (Rs.)				
		Men	Women	Adole- scents	Children	Overall
1	2	3	4	5	6	7
56	Winder	429.49	355.76	-	-	423.11
57	Wool Dyer	442.32	355.76	-	-	436.93
58	Miscellaneous	421.84	769.23	-	-	432.53
III.	Silk Textiles	408.07	540.51	-	-	420.92
1	Beltman/Stitcher/Moc	124.61	124.61	-	-	124.61
2	Boiler Attendant	509.74	-	-	-	509.74
3	Carpenter	712.00	-	-	-	712.00
4	Checker	338.46	-	-	-	338.46
5	Compressor Operator	267.30	-	-	-	267.30
6	Coolie/Mazdoor	374.55	-	-	-	374.55
7	Driver	379.75	-	-	-	379.75
8	Electrician	389.62	-	-	-	389.62
9	Fireman	307.69	-	-	-	307.69
10	Fitter	387.20	-	-	-	387.20
11	Mech/Elec Foreman	996.00	-	-	-	996.00
12	Helper	293.95	500.60	-	-	315.45
13	Loader/Unloader	279.10	-	-	-	279.10
14	Mistry/Kangani	427.34	-	-	-	427.34
15	Mechanic (General)	402.14	-	-	-	402.14
16	Oilman/Greaser	290.00	-	-	-	290.00
17	Packer	512.16	218.50	-	-	432.52
18	Painter	288.46	-	-	-	288.46
19	Picker	140.00	-	-	-	140.00
20	Supervisor	796.41	-	-	-	796.41
21	Sweeper	309.76	431.10	-	-	345.45
22	Tailor	379.33	316.98	-	-	365.90
23	Turner	340.00	-	-	-	340.00
24	Watchman	385.01	-	-	-	385.01
25	Welder	294.90	-	-	-	294.90
26	Machine Man	416.65	-	-	-	416.65
27	Khalashi	996.00	-	-	-	996.00
28	Store Keeper	388.01	519.23	-	-	396.21
29	Apprentices/Trainees	171.73	-	-	-	171.73
30	Colour Mixer	238.20	300.00	-	-	243.50
31	Cooker	173.00	289.02	-	-	279.35
32	Creeler/Creel Boy	392.86	-	-	-	392.86
33	Cloth Checker	343.63	435.62	-	-	357.26
34	Card Tenter	-	200.00	-	-	200.00
35	Combing Machine Op	435.13	392.57	-	-	433.97
36	Doubler	864.25	138.00	-	-	331.67
37	Drawer-In	371.99	-	-	-	371.99
38	Finishman	459.47	567.00	-	-	484.77
39	Fleyer/Ring Frame Op	596.15	-	-	-	596.15
40	Hand Folder	487.89	-	-	-	487.89
41	Head Jobber	411.16	-	-	-	411.16
42	Jiggerman	249.55	-	-	-	249.55
43	Jobber	250.67	-	-	-	250.67
44	Knotter	224.98	124.00	-	-	174.49

Table 3.6(b)

Sl. No.	Industry/Occupation	Average Daily Maximum Wage Rates (Rs.)				
		Men	Women	Adole- scents	Children	Overall
1	2	3	4	5	6	7
45	Operator	369.39	288.46	-	-	369.03
46	Printer-Machine/Hand	579.49	-	-	-	579.49
47	Reacher	324.67	-	-	-	324.67
48	Reeler	382.60	872.72	-	-	750.19
49	Silk Cleaner	373.93	170.57	-	-	266.90
50	Sorter	1025.01	1017.37	-	-	1022.74
51	Stentering Machine M	625.58	847.72	-	-	698.11
52	Twister	231.41	234.13	-	-	231.90
53	Warper	383.63	-	-	-	383.63
54	Washer	473.42	-	-	-	473.42
55	Weaver-Auto Loom	523.25	288.46	-	-	515.31
56	Weaver-Ordinary	431.92	250.00	-	-	427.51
57	Winder	293.87	171.35	-	-	275.33
58	Miscellaneous	299.33	253.66	-	-	297.01
IV.	Synthetic Textiles	525.54	269.87	-	-	501.35
1	Boiler Attendant	605.69	-	-	-	605.69
2	Boiler Maker	439.04	-	-	-	439.04
3	Carpenter	362.39	-	-	-	362.39
4	Checker	450.05	299.19	-	-	436.33
5	Compressor Operator	885.09	709.61	-	-	884.10
6	Coolie/Mazdoor	379.21	280.78	-	-	376.44
7	Driver	425.36	158.65	-	-	424.50
8	Electrician	620.67	769.30	-	-	621.14
9	Fireman	437.96	-	-	-	437.96
10	Fitter	543.98	-	-	-	543.98
11	Mech/Elec Foreman	800.42	1181.92	-	-	816.41
12	Helper	401.64	259.53	-	-	374.72
13	Loader/Unloader	326.97	269.77	-	-	325.15
14	Mistry/Kangani	471.23	-	-	-	471.23
15	Mason	400.56	-	-	-	400.56
16	Mechanic (General)	693.63	-	-	-	693.63
17	Motor Mechanic	468.06	277.50	-	-	438.29
18	Oilman/Greaser	324.14	-	-	-	324.14
19	Packer	409.74	339.24	-	-	391.74
20	Painter	514.26	-	-	-	514.26
21	Picker	519.23	185.00	-	-	321.60
22	Plumber	419.54	-	-	-	419.54
23	Press Man	289.77	175.00	-	-	287.16
24	Pump Attendant	296.00	-	-	-	296.00
25	Supervisor	936.68	726.62	-	-	932.97
26	Sweeper	403.78	345.49	-	-	383.17
27	Switch Board Attedan	300.33	-	-	-	300.33
28	Tailor	411.64	1782.95	-	-	513.22
29	Turner	518.31	-	-	-	518.31
30	Watchman	451.56	-	-	-	451.56
31	Welder	477.07	-	-	-	477.07
32	Wireman	533.41	-	-	-	533.41
33	Machine Man	458.36	-	-	-	458.36

Table 3.6(b)

Sl. No.	Industry/Occupation	Average Daily Maximum Wage Rates (Rs.)				
		Men	Women	Adole- scents	Children	Overall
1	2	3	4	5	6	7
34	Af. Treat. Plant Op.	537.85	-	-	-	537.85
35	Khalashi	225.00	-	-	-	225.00
36	Store Keeper	487.66	-	-	-	487.66
37	Apprentices/Trainees	368.01	368.49	-	-	368.13
38	Blender/Bale Breaker	283.52	215.01	-	-	274.09
39	Back Sizer	329.33	294.23	-	-	326.96
40	Bobbin Carrier	386.80	110.00	-	-	248.40
41	Beam Dying Mach Op	523.59	310.71	-	-	522.54
42	Card Tenter/Stripper	328.56	113.67	-	-	277.39
43	Checker	551.71	251.30	-	-	425.36
44	Creeler/Creel Boy	298.42	273.18	-	-	297.39
45	Cutting Machine Man	476.51	-	-	-	476.51
46	Darner/Looker Clip	622.33	351.86	-	-	564.08
47	Doffing Boy/Doffer	309.73	297.39	-	-	309.08
48	Drawer-In	501.72	241.84	-	-	357.32
49	Drawing Frame Tenter	389.89	135.56	-	-	307.40
50	Doubler	355.76	110.00	-	-	139.66
51	Finisher/Line Boy	463.71	167.50	-	-	448.55
52	Front Sizer/Sizer	381.88	-	-	-	381.88
53	Grinder-Carding Mach	576.80	463.02	-	-	569.10
54	Head Jobber	927.99	440.55	-	-	915.88
55	Jobber/Fancy Jobber	450.66	144.23	-	-	450.26
56	Lot Maker/Preparer	354.69	-	-	-	354.69
57	Machine Folder	471.75	211.54	-	-	470.55
58	Machine Op/Jigger	615.47	334.73	-	-	614.41
59	Packer/Yarn Packer	403.60	351.75	-	-	398.03
60	Printing Machine Op	395.35	-	-	-	395.35
61	Reacher	359.49	-	-	-	359.49
62	Reeler	351.56	250.00	-	-	342.57
63	Ring Doffer	424.13	260.00	-	-	377.24
64	Ring Piecer/Frame Te	341.28	-	-	-	341.28
65	Roller Coverer	470.98	270.00	-	-	461.85
66	Simplex Tenter	290.33	137.13	-	-	234.12
67	Stenter Operator	604.82	-	-	-	604.82
68	Spinner	317.96	161.83	-	-	240.64
69	Tape Man	817.31	-	-	-	817.31
70	Sider/Two For One Te	277.34	267.99	-	-	276.02
71	Twister-Thrower	469.23	-	-	-	469.23
72	Warper-All Types	592.75	254.01	-	-	568.46
73	Weaver-Power Loom	479.43	421.50	-	-	479.07
74	Weaver-High Speed	426.88	-	-	-	426.88
75	Weft Distributor	542.55	-	-	-	542.55
76	Winder	521.48	288.59	-	-	467.62
77	Mach Op-Draw Textur	429.60	-	-	-	429.60
78	Mach Op-Draw Twister	570.09	-	-	-	570.09
79	Mach Op-Jet Dyeing	516.48	-	-	-	516.48
80	Miscellaneous	589.12	669.32	-	-	589.38
V.	Jute Textiles	479.12	227.31	-	-	463.32

Table 3.6(b)

Sl. No.	Industry/Occupation	Average Daily Maximum Wage Rates (Rs.)				
		Men	Women	Adole- scents	Children	Overall
1	2	3	4	5	6	7
1	Beltman/Stitcher/Moc	209.77	191.50	-	-	208.30
2	Blacksmith	422.83	-	-	-	422.83
3	Boiler Attendant	437.91	-	-	-	437.91
4	Boiler Maker	407.34	-	-	-	407.34
5	Carpenter	523.68	-	-	-	523.68
6	Checker	359.13	196.26	-	-	278.89
7	Compressor Operator	478.89	588.32	-	-	481.81
8	Coolie/Mazdoor	530.34	298.95	-	-	526.70
9	Driver	427.55	130.00	-	-	419.26
10	Electrician	484.31	-	-	-	484.31
11	Fireman	389.79	-	-	-	389.79
12	Fitter	533.11	-	-	-	533.11
13	Mech/Elec Foreman	264.80	-	-	-	264.80
14	Helper	442.90	280.33	-	-	433.63
15	Loader/Unloader	578.81	-	-	-	578.81
16	Mistry/Kangani	555.13	-	-	-	555.13
17	Mason	486.95	-	-	-	486.95
18	Mechanic (General)	426.17	171.00	-	-	425.32
19	Motor Mechanic	325.47	-	-	-	325.47
20	Oilman/Greaser	554.90	-	-	-	554.90
21	Packer	355.21	168.44	-	-	241.65
22	Painter	338.95	-	-	-	338.95
23	Picker	510.42	-	-	-	510.42
24	Plumber	305.53	-	-	-	305.53
25	Press Man	507.59	-	-	-	507.59
26	Pump Attendant	304.22	-	-	-	304.22
27	Sign Maker	714.77	-	-	-	714.77
28	Supervisor	486.85	162.33	-	-	476.62
29	Sweeper	585.17	223.47	-	-	525.28
30	Switch Board Attedan	402.39	-	-	-	402.39
31	Tailor	948.57	-	-	-	948.57
32	Turner	370.94	-	-	-	370.94
33	Watchman	412.24	349.03	-	-	411.93
34	Welder	458.48	-	-	-	458.48
35	Wireman	373.67	-	-	-	373.67
36	Af. Treat. Plant Op.	248.77	-	-	-	248.77
37	Gen./Turbo Operator	694.48	-	-	-	694.48
38	Khalashi	453.93	-	-	-	453.93
39	Store Keeper	308.04	-	-	-	308.04
40	Apprentices/Trainees	675.51	536.08	-	-	620.63
41	Beamer	432.22	294.86	-	-	426.10
42	Breaker Feeder	433.54	152.90	-	-	396.07
43	Beamer Tier & Joiner	456.02	-	-	-	456.02
44	Breaker Receiver	519.09	198.29	-	-	481.06
45	Calander Feeder/Man	498.14	137.14	-	-	455.47
46	Cop Winder	493.46	205.06	-	-	436.53
47	Finisher & Receiver	515.88	199.58	-	-	479.14
48	First Drawing Receiv	438.94	330.38	-	-	437.41
49	First Pressman	485.86	-	-	-	485.86
50	Hand Sewer	364.24	177.53	-	-	353.56



Table 3.6(b)

Sl. No.	Industry/Occupation	Average Daily Maximum Wage Rates (Rs.)				
		Men	Women	Adole- scents	Children	Overall
1	2	3	4	5	6	7
51	Head Mistry/Charge H	521.94	-	-	-	521.94
52	Head Sirdar/Supervis	462.98	-	-	-	462.98
53	Hessian Warp/Weft Sp	481.72	486.00	-	-	481.73
54	Heamming Machine Opt	453.63	139.14	-	-	448.90
55	Pickerman/Ankarwalla	569.24	-	-	-	569.24
56	Pin Boy/Bar Boy	475.52	-	-	-	475.52
57	Root Cutter	464.79	345.20	-	-	459.14
58	Sacking Loom Weaver	459.39	295.17	-	-	457.27
59	Sacking Weft Spinner	481.48	228.91	-	-	447.90
60	Sectional Sirdar	435.57	233.28	-	-	431.69
61	Selector	465.09	-	-	-	465.09
62	Sewing Machine Op	454.77	-	-	-	454.77
63	Softner Feeder	502.13	650.07	-	-	502.64
64	Softner Receiver	451.96	286.45	-	-	447.99
65	Sp Shifter/Bobbin Ca	374.40	174.61	-	-	302.80
66	Starchman	349.14	331.00	-	-	343.96
67	Teaser Feeder	405.02	-	-	-	405.02
68	Twister/Doubler	373.27	320.47	-	-	369.52
69	Warp Winder	462.94	196.00	-	-	420.82
70	Miscellaneous	582.83	300.00	-	-	573.22
All Textile Industries		453.21	280.85	-	-	421.22

TABLE 3.7

AVERAGE DAILY WAGE RATES OF PIECE-RATED WORKERS IN INDUSTRIES BY OCCUPATION AND SEXAGE

Sl. No.	Industry/Occupation	Average Daily Wage Rates (Rs.)				
		Men	Women	Adole- scents	Children	Overall
1	2	3	4	5	6	7
I.	Cotton Textiles	299.38	185.17	-	-	237.12
	1 Reeler	666.66	-	-	-	666.66
	2 Spinner	-	108.51	-	-	108.51
	3 Reliever (Weaver)	296.26	296.04	-	-	296.20
	4 Winder (All Types)/T	315.00	415.15	-	-	361.35
	5 Weft Carrier-cum-Emp	233.00	-	-	-	233.00
II.	Woollen Textiles	-	360.00	-	-	360.00
	1 Reeler/Knotter	-	360.00	-	-	360.00
III.	Silk Textiles	310.68	321.28	-	-	312.26
	1 Helper	242.43	239.85	-	-	242.06
	2 Cloth Checker	200.00	-	-	-	200.00
	3 Hand Folder	206.25	-	-	-	206.25
	4 Printer-Machine/Hand	119.36	139.31	-	-	129.34
	5 Warper	208.00	-	-	-	208.00
	6 Weaver-Auto Loom	202.88	-	-	-	202.88
	7 Weaver-Ordinary	415.17	345.23	-	-	399.14
	8 Winder	190.55	-	-	-	190.55
IV.	Synthetic Textiles	285.96	285.64	-	-	285.79
	1 Coolie/Mazdoor	288.08	201.88	-	-	233.23
	2 Press Man	276.75	-	-	-	276.75
	3 Supervisor	346.15	288.46	-	-	326.92
	4 Blender/Bale Breaker	279.25	-	-	-	279.25
	5 Card Tenter/Stripper	279.35	279.35	-	-	279.35
	6 Drawing Frame Tenter	286.63	286.63	-	-	286.63
	7 Machine Folder	609.61	-	-	-	609.61
	8 Machine Op/Jigger	356.19	-	-	-	356.19
	9 Packer/Yarn Packer	-	290.25	-	-	290.25
	10 Warper-All Types	253.33	-	-	-	253.33
	11 Weaver-Power Loom	-	231.64	-	-	231.64
	12 Winder	286.27	286.46	-	-	286.39
	13 Miscellaneous	287.29	287.29	-	-	287.29

Table 3.7

Sl. No.	Industry/Occupation	Average Daily Wage Rates (Rs.)				
		Men	Women	Adole- scents	Children	Overall
1	2	3	4	5	6	7
V.	Jute Textiles	404.41	285.00	-	-	403.67
	1 Sign Maker	408.00	-	-	-	408.00
	2 Beamer	404.50	-	-	-	404.50
	3 Cop Winder	405.00	285.00	-	-	393.57
	4 Hand Sewer	411.00	-	-	-	411.00
	5 Heaming Machine Opt	408.00	-	-	-	408.00
	6 Sacking Loom Weaver	404.00	-	-	-	404.00
	7 Miscellaneous	375.00	-	-	-	375.00
	All Textile Industries	306.06	248.79	-	-	277.51

TABLE 3.7(a)  
AVERAGE DAILY MINIMUM WAGE RATES OF PIECE-RATED WORKERS IN INDUSTRIES BY OCCUPATION  
AND SEXAGE

Sl. No.	Industry/Occupation	Average Daily Minimum Wage Rates (Rs.)				
		Men	Women	Adole- scents	Children	Overall
1	2	3	4	5	6	7
I.	Cotton Textiles	231.39	144.09	-	-	183.80
	1 Reeler	666.66	-	-	-	666.66
	2 Spinner	-	85.12	-	-	85.12
	3 Reliever (Weaver)	230.75	232.95	-	-	231.41
	4 Winder (All Types)/T	200.00	296.04	-	-	244.45
	5 Weft Carrier-cum-Emp	233.00	-	-	-	233.00
II.	Woollen Textiles	-	360.00	-	-	360.00
	1 Reeler/Knotter	-	360.00	-	-	360.00
III.	Silk Textiles	281.44	308.72	-	-	285.52
	1 Helper	225.63	225.63	-	-	225.63
	2 Cloth Checker	200.00	-	-	-	200.00
	3 Hand Folder	206.25	-	-	-	206.25
	4 Printer-Machine/Hand	119.36	139.31	-	-	129.34
	5 Warper	208.00	-	-	-	208.00
	6 Weaver-Auto Loom	202.88	-	-	-	202.88
	7 Weaver-Ordinary	359.42	331.67	-	-	353.06
	8 Winder	190.55	-	-	-	190.55
IV.	Synthetic Textiles	279.09	276.00	-	-	277.44
	1 Coolie/Mazdoor	230.00	173.00	-	-	193.73
	2 Press Man	276.75	-	-	-	276.75
	3 Supervisor	288.46	288.46	-	-	288.46
	4 Blender/Bale Breaker	279.25	-	-	-	279.25
	5 Card Tenter/Stripper	279.23	279.23	-	-	279.23
	6 Drawing Frame Tenter	280.76	280.76	-	-	280.76
	7 Machine Folder	325.46	-	-	-	325.46
	8 Machine Op/Jigger	355.73	-	-	-	355.73
	9 Packer/Yarn Packer	-	290.25	-	-	290.25
	10 Warper-All Types	253.33	-	-	-	253.33
	11 Weaver-Power Loom	-	63.00	-	-	63.00
	12 Winder	276.81	277.26	-	-	277.11
	13 Miscellaneous	286.83	286.83	-	-	286.83

Table 3.7(a)

Sl. No.	Industry/Occupation	Average Daily Minimum Wage Rates (Rs.)				
		Men	Women	Adole- scents	Children	Overall
1	2	3	4	5	6	7
V.	Jute Textiles	381.30	250.00	-	-	380.48
	1 Sign Maker	408.00	-	-	-	408.00
	2 Beamer	401.00	-	-	-	401.00
	3 Cop Winder	401.00	250.00	-	-	386.62
	4 Hand Sewer	402.00	-	-	-	402.00
	5 Heaming Machine Opt	408.00	-	-	-	408.00
	6 Sacking Loom Weaver	373.00	-	-	-	373.00
	7 Miscellaneous	375.00	-	-	-	375.00
	All Textile Industries	278.03	227.55	-	-	252.87

TABLE 3.7(b)  
AVERAGE DAILY MAXIMUM WAGE RATES OF PIECE-RATED WORKERS IN INDUSTRIES BY OCCUPATION  
AND SEXAGE

Sl. No.	Industry/Occupation	Average Daily Maximum Wage Rates (Rs.)				
		Men	Women	Adole- scents	Children	Overall
1	2	3	4	5	6	7
I.	Cotton Textiles	367.36	226.26	-	-	290.44
	1 Reeler	666.66	-	-	-	666.66
	2 Spinner	-	131.90	-	-	131.90
	3 Reliever (Weaver)	361.78	359.12	-	-	360.98
	4 Winder (All Types)/T	430.00	534.26	-	-	478.25
	5 Weft Carrier-cum-Emp	233.00	-	-	-	233.00
II.	Woollen Textiles	-	360.00	-	-	360.00
	1 Reeler/Knotter	-	360.00	-	-	360.00
III.	Silk Textiles	339.91	333.85	-	-	339.01
	1 Helper	259.23	254.07	-	-	258.49
	2 Cloth Checker	200.00	-	-	-	200.00
	3 Hand Folder	206.25	-	-	-	206.25
	4 Printer-Machine/Hand	119.36	139.31	-	-	129.34
	5 Warper	208.00	-	-	-	208.00
	6 Weaver-Auto Loom	202.88	-	-	-	202.88
	7 Weaver-Ordinary	470.91	358.79	-	-	445.21
	8 Winder	190.55	-	-	-	190.55
IV.	Synthetic Textiles	292.84	295.29	-	-	294.15
	1 Coolie/Mazdoor	346.15	230.76	-	-	272.72
	2 Press Man	276.75	-	-	-	276.75
	3 Supervisor	403.84	288.46	-	-	365.38
	4 Blender/Bale Breaker	279.25	-	-	-	279.25
	5 Card Tenter/Stripper	279.46	279.46	-	-	279.46
	6 Drawing Frame Tenter	292.50	292.50	-	-	292.50
	7 Machine Folder	893.76	-	-	-	893.76
	8 Machine Op/Jigger	356.65	-	-	-	356.65
	9 Packer/Yarn Packer	-	290.25	-	-	290.25
	10 Warper-All Types	253.33	-	-	-	253.33
	11 Weaver-Power Loom	-	400.27	-	-	400.27
	12 Winder	295.72	295.66	-	-	295.68
	13 Miscellaneous	287.75	287.75	-	-	287.75

Table 3.7(b)

Sl. No.	Industry/Occupation	Average Daily Maximum Wage Rates (Rs.)				
		Men	Women	Adole- scents	Children	Overall
1	2	3	4	5	6	7
V.	Jute Textiles	427.53	320.00	-	-	426.86
	1 Sign Maker	408.00	-	-	-	408.00
	2 Beamer	408.00	-	-	-	408.00
	3 Cop Winder	409.00	320.00	-	-	400.52
	4 Hand Sewer	420.00	-	-	-	420.00
	5 Heamming Machine Opt	408.00	-	-	-	408.00
	6 Sacking Loom Weaver	435.00	-	-	-	435.00
	7 Miscellaneous	375.00	-	-	-	375.00
	All Textile Industries	334.08	270.04	-	-	302.15

TABLE 3.8  
TREND IN AVERAGE DAILY WAGE RATES AND REAL WAGE RATES OF WORKERS AT FIRST ROUND REFERENCE YEAR PRICE

Sl. No.	Industry/ OWS Round Number/ Reference Year	Average Daily Wage Rates (Rs.) of Workers						Real Wage Rate (Rs.)	Percentage\$ Change in		
		By Sex-age Groups				By System of Wage payment			Overall	Wage Rate at Current Price	Real Wage Rate
		Men	Women	Adole- scents	Children	Time Rated	Piece Rated				
<b>I. Cotton Textiles</b>											
	First Round(1958)	-	-	-	-	-	-	3.87	3.87	-	-
	Second Round(1963)	5.97	4.71	6.75	-	-	-	5.91	4.38	52.78	13.32
	Third Round(1975)	16.63	15.07	-	-	16.34	16.89	16.55	4.74	180.27	9.32
	Fourth Round(1987)	38.44	28.36	-	-	37.75	38.68	38.01	4.86	129.67	3.10
	Fifth Round(1994)	72.60	70.12	-	-	71.97	74.05	72.43	4.86	90.54	-
	Sixth Round(2006)	130.41	72.57	-	-	119.66	110.80	119.24	3.91	64.64	-24.58
	Seventh Round(2016)	342.48	254.31	-	-	320.38	237.12	319.68	4.70	168.10	20.20
<b>II. Woollen Textiles</b>											
	First Round(1958)	-	-	-	-	-	-	3.48	3.48	-	-
	Second Round(1963)	5.50	4.52	-	0.85	-	-	5.43	4.03	55.89	15.80
	Third Round(1975)	11.94	12.55	-	0.96	11.28	13.35	11.96	3.43	120.37	-17.24
	Fourth Round(1986)	31.00	33.55	-	-	30.27	34.77	31.14	4.33	160.48	25.87
	Fifth Round(1994)	66.48	52.32	-	-	65.41	70.55	66.03	4.43	112.04	2.87
	Sixth Round(2006)	136.64	107.93	-	-	136.52	101.11	136.24	4.47	106.33	1.15
	Seventh Round(2016)	398.36	324.25	-	-	395.34	360.00	395.33	5.82	190.17	30.20
<b>III. Silk Textiles</b>											
	First Round(1958)	-	-	-	-	-	-	3.88	3.88	-	-
	Second Round(1963)	4.89	2.23	-	0.83	-	-	4.69	3.48	20.88	-10.31



Table 3.8

Sl. No.	Industry/ OWS Round Number/ Reference Year	Average Daily Wage Rates (Rs.) of Workers						Real Wage Rate (Rs.)	Percentage\$ Change in		
		By Sex-age Groups				By System of Wage payment			Wage Rate at Current Price	Real Wage Rate	
		Men	Women	Adole- scents	Children	Time Rated	Piece Rated				Overall
	Third Round(1975)	12.58	5.57	2.47	1.33	10.99	14.76	12.29	3.52	161.94	1.03
	Fourth Round(1987)	32.48	25.21	-	-	31.74	22.41	30.22	3.87	145.99	9.02
	Fifth Round(1994)	66.47	42.70	-	-	61.82	57.05	60.32	4.05	99.59	4.64
	Sixth Round(2006)	132.05	85.66	-	-	134.03	109.70	130.56	4.28	116.46	5.93
	Seventh Round(2016)	346.86	474.09	-	-	360.25	312.26	359.33	5.29	175.22	23.60
IV.	Synthetic Textiles										
	Fourth Round(1987)	37.32	37.70	-	-	36.41	39.62	37.33	37.33	-	-
	Fifth Round(1994)	59.12	39.11	-	-	57.02	66.97	58.61	30.74	57.03	-17.64
	Sixth Round(2006)	147.13	76.30	-	-	143.47	181.59	144.70	37.09	146.89	17.01
	Seventh Round(2016)	421.60	255.84	-	-	407.52	285.79	403.55	46.39	178.89	25.07
V.	Jute Textiles (*)										
	First Round(1958)	-	-	-	-	-	-	3.31	3.31	-	-
	Second Round(1963)	3.82	3.63	-	-	-	-	3.82	2.83	15.26	-14.50
	Third Round(1975)	14.59	14.50	-	-	14.14	15.15	14.59	4.18	282.44	40.78
	Fourth Round(1986)	40.11	39.78	-	-	39.69	40.70	40.10	5.58	174.85	42.30
	Fifth Round(1994)	84.97	78.49	-	-	83.47	86.73	84.80	5.69	111.47	3.32
	Sixth Round(2006)	200.92	121.52	-	-	167.45	209.46	200.16	6.56	136.04	26.29
	Seventh Round(2016)	386.35	213.26	-	-	375.35	403.67	375.56	5.52	87.63	-15.85

\$: Percentage increase has been measured with respect to that in the previous round.

\*: Not comparable with previous rounds due to coverage of mesta & other natural fibres in addition to Jute Textiles.

TABLE 3.9

PERCENTAGE OF UNITS PAYING DEARNESS ALLOWANCE, UTILISATION OF CONSUMER PRICE INDEX NUMBERS, BASE YEARS AND SCOPE IN INDUSTRIES

Sl. No.	Industry/Stratum	Total No. of Units in the Industry	% of Units Paying D.A.	% of Units Using CPI			% of Units Using Bureau Series with Base Year			% Use of Bureau Index Centres	
				Bureau Series	State Series	None	2001	1982	Others	AICPI	Others
1	2	3	4	5	6	7	8	9	10	11	12
I.	Cotton Textiles	4119	16.51	30.74	64.41	4.85	39.71	.	60.29	56.94	43.06
	1 Punjab	151	.	.	.	.	.	.	.	.	.
	2 Rajasthan	418	.	.	.	.	.	.	.	.	.
	3 Gujarat	232	6.47	100.00	.	.	100.00	.	.	100.00	.
	4 Maharashtra	503	11.93	.	75.00	25.00	.	.	.	.	.
	5 Andhra Pradesh	145	11.72	100.00	.	.	100.00	.	.	100.00	.
	6 Tamil Nadu	1923	22.62	17.24	82.76	.	.	.	100.00	.	100.00
	7 Residual	747	20.48	66.67	21.57	11.76	50.00	.	50.00	85.29	14.71
II.	Woollen Textiles	281	10.68	70.00	10.00	20.00	100.00	.	.	100.00	.
	1 Punjab	57	3.51	100.00	.	.	100.00	.	.	100.00	.
	2 Haryana	57	.	.	.	.	.	.	.	.	.
	3 Rajasthan	94	.	.	.	.	.	.	.	.	.
	4 Residual	73	38.36	67.86	10.71	21.43	100.00	.	.	100.00	.
III.	Silk Textiles	184	13.59	16.00	84.00	.	100.00	.	.	100.00	.
	1 Maharashtra	26	.	.	.	.	.	.	.	.	.
	2 Andhra Pradesh	21	.	.	.	.	.	.	.	.	.
	3 Karnataka	39	43.59	.	100.00	.	.	.	.	.	.
	4 Tamil Nadu	28	7.14	100.00	.	.	100.00	.	.	100.00	.
	5 Residual	70	8.57	33.33	66.67	.	100.00	.	.	100.00	.

Table 3.9

Sl. No.	Industry/Stratum	Total No. of Units in the Industry	% of Units Paying D.A.	% of Units Using CPI			% of Units Using Bureau Series with Base Year			% Use of Bureau Index Centres	
				Bureau Series	State Series	None	2001	1982	Others	AICPI	Others
1	2	3	4	5	6	7	8	9	10	11	12
IV.	Synthetic Textiles	1317	8.96	37.29	42.37	20.34	40.91	.	59.09	100.00	.
	1 Rajasthan	156	3.85	100.00	.	.	100.00	.	.	100.00	.
	2 Gujarat	563	2.13	.	.	100.00	.	.	.	.	.
	3 Dadra & N Haveli	97	32.99	81.25	.	18.75	.	.	100.00	100.00	.
	4 Maharashtra	166	19.28	.	81.25	18.75	.	.	.	.	.
	5 Residual	335	10.75	33.33	66.67	.	100.00	.	.	100.00	.
V.	Jute Textiles	542	17.71	65.63	26.04	8.33	14.29	.	85.71	100.00	.
	1 West Bengal	81	77.78	100.00	.	.	14.29	.	85.71	100.00	.
	2 Tamil Nadu	205	4.39	.	100.00	.	.	.	.	.	.
	3 Residual	256	9.38	.	66.67	33.33	.	.	.	.	.
All Textile Industries		6443	14.73	35.93	56.59	7.48	39.59	.	60.41	73.61	26.39

CPI: Consumer Price Index Numbers, Bureau: Labour Bureau and AICPI: All India Consumer Price Index Numbers.

TABLE 3.10  
PERCENTAGE OF EMPLOYEES (MANUAL & NON-MANUAL) RECEIVING DEARNESS ALLOWANCE IN  
INDUSTRIES

Sl. No.	Industry/Stratum	Estimated No. of Total Employees in the		Percentage of Employees Receiving DA in the	
		Units Paying DA	Industry	Units Paying DA	Industry
1	2	3	4	5	6
I.	Cotton Textiles	168645	947420	75.07	13.36
	1 Punjab	-	53210	-	-
	2 Rajasthan	-	97498	-	-
	3 Gujarat	16965	152269	100.00	11.14
	4 Maharashtra	13965	84195	99.46	16.50
	5 Andhra Pradesh	14127	52324	100.00	27.00
	6 Tamil Nadu	101325	324045	61.66	19.28
	7 Residual	22263	183879	86.00	10.41
II.	Woollen Textiles	9037	20006	90.41	40.84
	1 Punjab	1180	3576	100.00	33.00
	2 Haryana	-	1766	-	-
	3 Rajasthan	-	2624	-	-
	4 Residual	7857	12040	88.97	58.06
III.	Silk Textiles	3298	10402	92.27	29.25
	1 Maharashtra	-	1528	-	-
	2 Andhra Pradesh	-	176	-	-
	3 Karnataka	2822	3440	92.45	75.84
	4 Tamil Nadu	196	470	88.78	37.02
	5 Residual	280	4788	92.86	5.43
IV.	Synthetic Textiles	103016	414591	67.76	16.84
	1 Rajasthan	17556	59136	20.85	6.19
	2 Gujarat	15048	159180	97.81	9.25
	3 Dadra & N Haveli	13049	56025	99.36	23.14
	4 Maharashtra	7725	25278	29.13	8.90
	5 Residual	49638	114972	72.95	31.49
V.	Jute Textiles	152534	180039	92.42	78.30
	1 West Bengal	133378	134726	93.71	92.77
	2 Tamil Nadu	180	10557	95.00	1.62
	3 Residual	18976	34756	83.39	45.53
All Textile Industries		436530	1572458	79.86	22.17

TABLE 3.11  
PERCENTAGE DISTRIBUTION OF UNITS PAYING DEARNESS ALLOWANCE BY SYSTEM OF PAYMENT IN  
INDUSTRIES

Sl. No.	Industry/Stratum	Total Number of Units Paying DA	Percentage of Units Paying Dearness Allowance on the Basis of				
			CPI Number	Pay Scale/ Slabs	Flat Rate	Other Methods	Combina- tion of these
1	2	3	4	5	6	7	8
I.	Cotton Textiles	680	11.92	22.35	60.88	4.85	-
	1 Punjab	-	-	-	-	-	-
	2 Rajasthan	-	-	-	-	-	-
	3 Gujarat	15	100.00	-	-	-	-
	4 Maharashtra	60	-	-	75.00	25.00	-
	5 Andhra Pradesh	17	-	100.00	-	-	-
	6 Tamil Nadu	435	-	31.03	68.97	-	-
	7 Residual	153	43.14	-	45.10	11.76	-
II.	Woollen Textiles	30	40.00	20.00	20.00	20.00	-
	1 Punjab	2	-	-	100.00	-	-
	2 Haryana	-	-	-	-	-	-
	3 Rajasthan	-	-	-	-	-	-
	4 Residual	28	42.85	21.43	14.29	21.43	-
III.	Silk Textiles	25	8.00	40.00	52.00	-	-
	1 Maharashtra	-	-	-	-	-	-
	2 Andhra Pradesh	-	-	-	-	-	-
	3 Karnataka	17	-	35.29	64.71	-	-
	4 Tamil Nadu	2	-	100.00	-	-	-
	5 Residual	6	33.34	33.33	33.33	-	-
IV.	Synthetic Textiles	118	32.20	5.93	31.36	30.51	-
	1 Rajasthan	6	-	-	-	100.00	-
	2 Gujarat	12	-	-	-	100.00	-
	3 Dadra & N Haveli	32	81.25	-	-	18.75	-
	4 Maharashtra	32	-	21.88	59.38	18.75	-
	5 Residual	36	33.33	-	50.00	16.67	-
V.	Jute Textiles	96	57.29	-	34.38	8.33	-
	1 West Bengal	63	80.95	-	19.05	-	-
	2 Tamil Nadu	9	-	-	100.00	-	-
	3 Residual	24	16.67	-	50.00	33.33	-
All Textile Industries		949	19.81	18.44	53.00	8.75	-

TABLE 4.1  
AVERAGE DAILY EARNINGS OF WORKERS IN INDUSTRIES BY SEXAGE

Sl. No.	Industry/Stratum	Average Daily Earnings (Rs.)				
		Men	Women	Adole- scents	Children	Overall
1	2	3	4	5	6	7
I.	Cotton Textiles	380.92	314.40	-	-	363.97
	1 Punjab	404.46	376.16	-	-	401.35
	2 Rajasthan	329.49	280.04	-	-	327.62
	3 Gujarat	413.34	601.11	-	-	413.84
	4 Maharashtra	405.97	303.05	-	-	394.13
	5 Andhra Pradesh	374.56	323.45	-	-	362.83
	6 Tamil Nadu	389.31	317.29	-	-	351.58
	7 Residual	360.18	268.99	-	-	350.32
II.	Woollen Textiles	460.35	379.55	-	-	457.17
	1 Punjab	536.87	271.59	-	-	530.53
	2 Haryana	372.27	327.67	-	-	366.33
	3 Rajasthan	462.09	324.07	-	-	453.62
	4 Residual	448.53	494.60	-	-	449.63
III.	Silk Textiles	500.10	525.19	-	-	502.56
	1 Maharashtra	588.59	569.84	-	-	586.27
	2 Andhra Pradesh	280.71	191.27	-	-	232.84
	3 Karnataka	623.52	733.29	-	-	637.38
	4 Tamil Nadu	372.14	197.39	-	-	313.61
	5 Residual	408.96	425.64	-	-	409.49
IV.	Synthetic Textiles	425.08	252.92	-	-	409.36
	1 Rajasthan	309.08	246.06	-	-	287.41
	2 Gujarat	475.45	395.18	-	-	475.09
	3 Dadra & N Haveli	441.33	383.35	-	-	440.28
	4 Maharashtra	532.90	459.72	-	-	530.74
	5 Residual	349.60	236.69	-	-	334.07
V.	Jute Textiles	422.27	259.52	-	-	412.08
	1 West Bengal	432.10	309.21	-	-	431.51
	2 Tamil Nadu	344.32	249.65	-	-	273.53
	3 Residual	382.51	276.31	-	-	373.42
All Textile Industries		401.94	305.02	-	-	384.13

TABLE 4.2  
AVERAGE DAILY EARNINGS OF TIME-RATED WORKERS IN INDUSTRIES BY SEXAGE

Sl. No.	Industry/Stratum	Average Daily Earnings (Rs.)				
		Men	Women	Adole- scents	Children	Overall
1	2	3	4	5	6	7
I.	Cotton Textiles	381.30	316.86	-	-	365.04
	1 Punjab	404.46	376.16	-	-	401.35
	2 Rajasthan	329.49	280.04	-	-	327.62
	3 Gujarat	413.34	601.11	-	-	413.84
	4 Maharashtra	405.97	303.05	-	-	394.13
	5 Andhra Pradesh	374.56	323.45	-	-	362.83
	6 Tamil Nadu	389.37	317.19	-	-	351.55
	7 Residual	361.38	295.84	-	-	355.56
II.	Woollen Textiles	460.35	379.02	-	-	457.18
	1 Punjab	536.87	271.59	-	-	530.53
	2 Haryana	372.27	327.67	-	-	366.33
	3 Rajasthan	462.09	319.17	-	-	453.66
	4 Residual	448.53	494.60	-	-	449.63
III.	Silk Textiles	503.59	532.16	-	-	506.36
	1 Maharashtra	588.59	569.84	-	-	586.27
	2 Andhra Pradesh	186.61	152.14	-	-	166.81
	3 Karnataka	623.52	733.29	-	-	637.38
	4 Tamil Nadu	365.25	197.39	-	-	307.67
	5 Residual	413.51	430.05	-	-	414.04
IV.	Synthetic Textiles	428.02	252.49	-	-	411.96
	1 Rajasthan	309.10	246.21	-	-	287.50
	2 Gujarat	475.51	395.18	-	-	475.15
	3 Dadra & N Haveli	441.33	383.35	-	-	440.28
	4 Maharashtra	532.86	459.72	-	-	530.70
	5 Residual	356.13	234.87	-	-	338.98
V.	Jute Textiles	421.99	259.46	-	-	411.74
	1 West Bengal	432.10	309.21	-	-	431.51
	2 Tamil Nadu	344.21	249.65	-	-	273.44
	3 Residual	378.82	276.10	-	-	369.67
All Textile Industries		402.88	306.94	-	-	385.37

TABLE 4.3  
AVERAGE DAILY EARNINGS OF PIECE-RATED WORKERS IN INDUSTRIES BY SEXAGE

Sl. No.	Industry/Stratum	Average Daily Earnings (Rs.)				
		Men	Women	Adole- scents	Children	Overall
1	2	3	4	5	6	7
I.	Cotton Textiles	306.74	179.53	-	-	237.40
	1 Tamil Nadu	346.21	416.43	-	-	376.74
	2 Residual	303.95	169.03	-	-	229.57
II.	Woollen Textiles	-	438.34	-	-	438.34
	1 Rajasthan	-	438.34	-	-	438.34
III.	Silk Textiles	284.86	274.99	-	-	283.32
	1 Andhra Pradesh	425.48	287.32	-	-	362.16
	2 Tamil Nadu	559.60	-	-	-	559.60
	3 Residual	216.74	139.31	-	-	215.13
IV.	Synthetic Textiles	256.59	280.51	-	-	258.56
	1 Rajasthan	286.82	197.09	-	-	235.54
	2 Gujarat	356.06	-	-	-	356.06
	3 Maharashtra	609.62	-	-	-	609.62
	4 Residual	254.29	289.91	-	-	257.00
V.	Jute Textiles	456.55	343.09	-	-	455.84
	1 Tamil Nadu	375.00	-	-	-	375.00
	2 Residual	457.13	343.09	-	-	456.41
All Textile Industries		298.73	192.63	-	-	267.36



TABLE 4.4  
AVERAGE DAILY EARNINGS OF WORKERS IN INDUSTRIES BY SYSTEM OF PAYMENT

Sl. No.	Industry/Stratum	Average Daily Earnings (Rs.)		
		Time-Rated	Piece-Rated	Overall
1	2	3	4	5
I.	Cotton Textiles	365.04	237.40	363.97
	1 Punjab	401.35	-	401.35
	2 Rajasthan	327.62	-	327.62
	3 Gujarat	413.84	-	413.84
	4 Maharashtra	394.13	-	394.13
	5 Andhra Pradesh	362.83	-	362.83
	6 Tamil Nadu	351.55	376.74	351.58
	7 Residual	355.56	229.57	350.32
II.	Woollen Textiles	457.18	438.34	457.17
	1 Punjab	530.53	-	530.53
	2 Haryana	366.33	-	366.33
	3 Rajasthan	453.66	438.34	453.62
	4 Residual	449.63	-	449.63
III.	Silk Textiles	506.36	283.32	502.56
	1 Maharashtra	586.27	-	586.27
	2 Andhra Pradesh	166.81	362.16	232.84
	3 Karnataka	637.38	-	637.38
	4 Tamil Nadu	307.67	559.60	313.61
	5 Residual	414.04	215.13	409.49
IV.	Synthetic Textiles	411.96	258.56	409.36
	1 Rajasthan	287.50	235.54	287.41
	2 Gujarat	475.15	356.06	475.09
	3 Dadra & N Haveli	440.28	-	440.28
	4 Maharashtra	530.70	609.62	530.74
	5 Residual	338.98	257.00	334.07
V.	Jute Textiles	411.74	455.84	412.08
	1 West Bengal	431.51	-	431.51
	2 Tamil Nadu	273.44	375.00	273.53
	3 Residual	369.67	456.41	373.42
All Textile Industries		385.37	267.36	384.13

TABLE 4.5  
AVERAGE DAILY EARNINGS OF WORKERS IN INDUSTRIES BY COMPONENTS

Sl. No.	Industry/Stratum	Average Daily Earnings (Rs.)							
		Basic Wage	Dearness Allowance	Bonus	HRA	TA	Other Allowances	Benefits in Kind	Overall
1	2	3	4	5	6	7	8	9	10
I.	Cotton Textiles	279.68	28.32	2.77	25.27	2.55	24.36	1.02	363.97
	1 Punjab	401.35	-	-	-	-	-	-	401.35
	2 Rajasthan	303.71	-	0.04	6.92	3.87	12.88	0.20	327.62
	3 Gujarat	289.85	50.13	-	55.90	0.06	17.66	0.24	413.84
	4 Maharashtra	312.61	21.53	1.09	19.92	5.12	32.76	1.10	394.13
	5 Andhra Pradesh	265.71	33.11	15.26	8.52	3.01	37.22	-	362.83
	6 Tamil Nadu	247.82	36.74	3.82	31.89	2.12	27.90	1.29	351.58
	7 Residual	274.54	23.42	1.64	18.33	3.65	26.76	1.98	350.32
II.	Woollen Textiles	305.47	92.70	3.63	18.01	4.09	30.23	3.04	457.17
	1 Punjab	405.61	123.18	-	1.74	-	-	-	530.53
	2 Haryana	362.11	-	-	1.06	0.20	2.96	-	366.33
	3 Rajasthan	426.45	-	0.04	6.16	1.70	7.64	11.63	453.62
	4 Residual	236.19	119.99	6.21	28.69	6.57	49.51	2.47	449.63
III.	Silk Textiles	298.29	36.81	14.03	55.36	8.42	43.60	46.05	502.56
	1 Maharashtra	441.65	-	18.88	71.38	19.59	33.18	1.59	586.27
	2 Andhra Pradesh	232.84	-	-	-	-	-	-	232.84
	3 Karnataka	292.71	84.97	0.66	63.59	10.10	48.26	137.09	637.38
	4 Tamil Nadu	211.89	80.73	-	10.62	-	10.37	-	313.61
	5 Residual	268.40	11.13	23.84	50.94	4.88	48.39	1.91	409.49

Table 4.5

Sl. No.	Industry/Stratum	Average Daily Earnings (Rs.)							
		Basic Wage	Dearness Allowance	Bonus	HRA	TA	Other Allowances	Benefits in Kind	Overall
1	2	3	4	5	6	7	8	9	10
IV.	Synthetic Textiles	347.41	25.99	1.16	10.11	4.86	19.30	0.53	409.36
	1 Rajasthan	259.56	2.61	0.40	4.91	1.22	18.48	0.23	287.41
	2 Gujarat	398.68	29.22	0.13	9.72	8.63	27.85	0.86	475.09
	3 Dadra & N Haveli	376.70	48.12	0.55	7.90	0.46	6.41	0.14	440.28
	4 Maharashtra	427.09	19.54	7.00	41.76	8.09	26.29	0.97	530.74
	5 Residual	286.06	24.20	1.96	7.09	2.58	11.89	0.29	334.07
V.	Jute Textiles	111.53	257.18	4.00	20.97	1.38	17.00	0.02	412.08
	1 West Bengal	81.27	309.80	5.18	19.16	1.15	14.95	-	431.51
	2 Tamil Nadu	202.34	1.72	-	47.36	-	22.11	-	273.53
	3 Residual	214.00	112.02	0.12	20.02	2.85	24.29	0.12	373.42
All Textile Industries		276.10	58.07	2.60	20.89	3.06	22.31	1.10	384.13

TABLE 4.6  
PERCENTAGE DISTRIBUTION OF WORKERS RECEIVING EARNINGS PER DAY BY SIZE CLASS OF DAILY  
EARNINGS IN INDUSTRIES

Sl. No.	Industry/Stratum	Percentage of Workers Receiving Average Daily Earnings (in Rs.)							
		Upto 100.00	100.01 to 175.00	175.01 to 250.00	250.01 to 375.00	375.01 to 500.00	500.01 to 750.00	750.01 to 1000.00	1000.01 and above
1	2	3	4	5	6	7	8	9	10
I.	Cotton Textiles	0.10	1.47	14.33	46.90	23.06	12.27	1.24	0.63
	1 Punjab	-	-	32.26	30.20	10.55	16.83	6.75	3.41
	2 Rajasthan	-	0.26	7.00	76.29	9.21	6.82	0.42	-
	3 Gujarat	-	0.48	18.04	33.15	24.21	21.54	2.23	0.35
	4 Maharashtra	-	0.86	6.10	42.35	28.60	20.00	1.80	0.29
	5 Andhra Pradesh	-	0.62	3.85	60.49	31.04	3.69	0.31	-
	6 Tamil Nadu	0.02	3.09	14.86	45.91	26.49	8.76	0.45	0.42
	7 Residual	0.50	0.50	16.50	45.44	21.32	13.76	0.93	1.05
II.	Woollen Textiles	0.16	0.35	4.86	42.31	17.54	24.84	9.33	0.61
	1 Punjab	0.50	0.94	2.32	53.16	2.42	10.65	28.58	1.43
	2 Haryana	-	-	13.89	56.26	15.61	12.70	1.42	0.12
	3 Rajasthan	-	1.05	12.00	27.80	13.27	45.19	0.69	-
	4 Residual	0.12	0.04	2.49	40.07	23.67	26.47	6.56	0.58
III.	Silk Textiles	0.42	2.41	13.15	23.76	24.81	19.59	9.84	6.02
	1 Maharashtra	-	-	1.83	16.27	13.42	48.75	16.02	3.71
	2 Andhra Pradesh	-	39.21	11.54	21.75	27.50	-	-	-
	3 Karnataka	-	-	6.00	21.95	32.27	19.25	7.38	13.15
	4 Tamil Nadu	3.58	9.87	30.49	9.59	40.57	4.48	-	1.42
	5 Residual	0.55	2.72	20.05	28.86	21.41	13.00	11.01	2.40
IV.	Synthetic Textiles	-	0.88	18.04	34.20	16.00	24.94	4.90	1.04
	1 Rajasthan	-	0.62	38.41	42.70	8.09	9.46	0.66	0.06
	2 Gujarat	-	0.04	5.47	27.77	21.48	39.26	4.67	1.31
	3 Dadra & N Haveli	-	-	-	37.65	22.13	26.67	13.42	0.13
	4 Maharashtra	-	-	1.29	30.51	22.33	33.97	8.18	3.72
	5 Residual	-	2.71	36.99	38.22	8.23	10.15	2.75	0.95
V.	Jute Textiles	0.30	1.82	4.44	27.06	52.56	13.53	0.28	0.01
	1 West Bengal	0.08	0.24	3.34	21.47	59.69	15.14	0.04	-
	2 Tamil Nadu	3.58	20.16	18.67	44.27	9.90	3.15	0.27	-
	3 Residual	0.16	2.59	4.49	45.97	35.45	9.95	1.35	0.04
All Textile Industries		0.30	1.82	4.44	27.06	51.88	13.53	0.28	0.69

TABLE 4.7  
DISTRIBUTION OF WORKERS IN INDUSTRIES BY WAGE LEVEL AND OCCUPATION

Sl. No.	Industry/Occupation	Percentage of	
		Total Workers	Total Wage Bill
1	2	3	4
I.	Cotton Textiles	100.00	100.00
	1 Beltman/Stitcher/Moc	0.01	0.01
	2 Boiler Attendant	0.28	0.49
	3 Carpenter	0.02	0.03
	4 Checker	3.04	3.13
	5 Compressor Operator	1.89	1.40
	6 Coolie/Mazdoor	1.19	1.25
	7 Driver	0.81	0.86
	8 Electrician	1.57	2.16
	9 Fireman	0.03	0.03
	10 Fitter	2.64	3.46
	11 Mech/Elec Foreman	1.37	2.46
	12 Helper	13.08	11.73
	13 Loader/Unloader	0.32	0.32
	14 Mistry/Kangani	0.06	0.07
	15 Mason	0.03	0.02
	16 Mechanic (General)	1.61	1.76
	17 Motor Mechanic	0.02	0.03
	18 Oilman/Greaser	0.19	0.22
	19 Packer	2.01	1.63
	20 Painter	0.01	0.01
	21 Picker	0.19	0.18
	22 Plumber	0.02	0.02
	23 Press Man	0.06	0.05
	24 Pump Attendant	0.05	0.04
	25 Sorter	0.02	0.02
	26 Supervisor	2.42	3.66
	27 Sweeper	2.26	2.08
	28 Switch Board Attedan	0.01	0.01
	29 Tailor	0.36	0.30
	30 Turner	0.01	0.01
	31 Watchman	1.44	1.29
	32 Welder	0.11	0.10
	33 Wireman	0.16	0.16
	34 Cutter	0.01	0.01
	35 Af. Treat. Plant Op.	0.13	0.18
	36 Gen./Turbo Operator	0.05	0.05
	37 Khalashi	0.02	0.02
	38 Store Keeper	0.41	0.47
	39 Apprentices/Trainees	0.43	0.47
	40 Back Sizer	1.14	1.22
	41 Bale Breaker/Feeder	1.32	1.30
	42 Baler	0.12	0.11
	43 Bobbin carrier	0.12	0.12
	44 Beam Carrier	0.60	0.79

Table 4.7

Sl. No.	Industry/Occupation	Percentage of	
		Total Workers	Total Wage Bill
1	2	3	4
45	Bleaching and Finish	6.62	7.21
46	Can Tenter/Card Tent	1.72	1.61
47	Creeler/Creel Boy	0.55	0.52
48	Comber Tenter	1.46	1.39
49	Color Man	0.41	0.48
50	Doffing Boy/Doffer	0.01	0.01
51	Drawer-In	0.27	0.28
52	Drawing Frame Worker	1.24	1.07
53	Dyeing Operator	1.35	1.67
54	Examiner	0.12	0.11
55	Front Sizer	0.28	0.27
56	Fog Machine Man	0.30	0.26
57	Godown Mixing Attend	1.03	0.91
58	Grinder/Flat Grinder	0.08	0.08
59	Head Jobber/Supervis	0.57	0.68
60	HHP Machine Man	0.44	0.36
61	Heald/Reed Repairer	0.03	0.04
62	Inter Tenter/Double	0.91	1.20
63	Jobber	0.90	1.05
64	Knotter/Knotex Machi	0.60	0.72
65	Lap/Can Carrier	0.31	0.34
66	Mercer. Feeding Op	0.06	0.03
67	Piece Carrier	0.95	0.86
68	Reacher	0.04	0.05
69	Reeler	2.37	2.36
70	Ring Doffer	3.59	3.18
71	Ring piecer/Ring fra	2.32	1.85
72	Roller Coverer	0.40	0.35
73	Slubbing/Simplex Ten	1.83	1.72
74	Spinner	9.91	8.80
75	Stripper	0.42	0.38
76	SBM Machine Man	0.13	0.12
77	Silver/Ribbon Lap Te	0.03	0.02
78	Speed Frame Tenter	0.65	0.51
79	Stitcher	0.92	0.70
80	Warper (All Types)	0.66	0.69
81	Reliever (Weaver)	4.52	4.74
82	Winder (All Types)/T	8.17	6.97
83	Weft Carrier-cum-Emp	0.38	0.40
84	Miscellaneous	1.85	2.29
II.	Woollen Textiles	100.00	100.00
1	Blacksmith	0.03	0.06
2	Boiler Attendant	0.39	0.38
3	Carpenter	0.01	0.01
4	Checker	0.51	0.45
5	Compressor Operator	5.21	3.83
6	Coolie/Mazdoor	1.11	0.82
7	Driver	0.68	0.60
8	Electrician	1.46	1.55

Table 4.7

Sl. No.	Industry/Occupation	Percentage of	
		Total Workers	Total Wage Bill
1	2	3	4
9	Fireman	0.02	0.02
10	Fitter	2.17	2.08
11	Mech/Elec Foreman	0.98	1.24
12	Helper	19.28	17.52
13	Loader/Unloader	0.81	0.69
14	Mechanic (General)	0.98	1.15
15	Oilman/Greaser	0.08	0.07
16	Packer	1.03	0.92
17	Painter	0.23	0.19
18	Picker	0.07	0.04
19	Plumber	0.02	0.02
20	Press Man	0.12	0.07
21	Sorter	0.12	0.06
22	Supervisor	4.87	5.31
23	Sweeper	0.36	0.33
24	Tailor	0.07	0.05
25	Turner	0.06	0.05
26	Watchman	1.69	1.19
27	Welder	0.03	0.02
28	Gen./Turbo Operator	0.06	0.05
29	Khalashi	0.03	0.06
30	Store Keeper	0.27	0.25
31	Apprentices/Trainees	0.53	0.48
32	Blendman	1.43	1.26
33	Bobbin Setter	1.21	1.28
34	Card/Hopper Feeder	2.99	3.55
35	Cleaner	0.68	1.03
36	Condenser Man	1.03	1.00
37	Darner/Cloth Minder	0.19	0.20
38	Doffer/Fly Frame	0.80	0.59
39	Drawing Man	0.46	0.39
40	Felter	0.14	0.14
41	Gill Box Man	0.89	0.92
42	Line Mistry	2.43	3.03
43	Milling Machine Man	6.07	5.91
44	Mule Minder/Spinner	3.15	3.35
45	Picker/Clipper Perch	2.60	3.14
46	Picker/Ring Spinner	11.86	12.95
47	Rag Cutting Mach Op	5.80	6.52
48	Reeler/Knotter	1.72	1.32
49	Roving machine Man	0.39	0.34
50	Scouring Machine Man	0.49	0.50
51	Twister/Doubler	0.28	0.32
52	Warper	0.81	0.72
53	Weaver	6.46	6.96
54	Weaver-Hand Loom	0.10	0.07
55	Weaver-Power Loom	1.20	1.00
56	Winder	0.94	0.80
57	Wool Dyer	2.23	2.68
58	Miscellaneous	0.38	0.45

Table 4.7

Sl. No.	Industry/Occupation	Percentage of	
		Total Workers	Total Wage Bill
1	2	3	4
III.	Silk Textiles	100.00	100.00
	1 Beltman/Stitcher/Moc	0.62	0.28
	2 Boiler Attendant	0.24	0.31
	3 Carpenter	0.04	0.06
	4 Checker	0.29	0.29
	5 Compressor Operator	0.51	0.28
	6 Coolie/Mazdoor	0.86	0.58
	7 Driver	0.27	0.19
	8 Electrician	0.97	1.18
	9 Fireman	0.02	0.01
	10 Fitter	2.38	3.01
	11 Mech/Elec Foreman	0.04	0.09
	12 Helper	13.53	8.86
	13 Loader/Unloader	2.46	1.92
	14 Mistry/Kangani	0.07	0.06
	15 Mechanic (General)	0.76	0.81
	16 Oilman/Greaser	0.02	0.01
	17 Packer	1.31	0.81
	18 Painter	0.04	0.02
	19 Picker	0.04	0.01
	20 Supervisor	4.13	6.06
	21 Sweeper	0.38	0.27
	22 Tailor	2.83	2.85
	23 Turner	0.02	0.01
	24 Watchman	1.35	1.17
	25 Welder	0.07	0.05
	26 Machine Man	0.15	0.09
	27 Khalashi	0.02	0.04
	28 Store Keeper	0.35	0.39
	29 Apprentices/Trainees	0.69	0.17
	30 Colour Mixer	0.77	0.47
	31 Cooker	0.27	0.11
	32 Creeler/Creel Boy	0.18	0.16
	33 Cloth Checker	3.01	2.43
	34 Card Tenter	0.04	0.02
	35 Combing Machine Op	17.11	19.86
	36 Doubler	0.33	0.22
	37 Drawer-In	0.31	0.21
	38 Finishman	0.38	0.35
	39 Fleyer/Ring Frame Op	0.02	0.03
	40 Hand Folder	0.40	0.36
	41 Head Jobber	0.11	0.12
	42 Jiggerman	0.65	0.40
	43 Jobber	0.91	0.57
	44 Knotter	0.18	0.09
	45 Operator	10.00	10.46
	46 Printer-Machine/Hand	2.21	2.23
	47 Reacher	0.07	0.04
	48 Reeler	3.81	5.36
	49 Silk Cleaner	0.42	0.22



Table 4.7

Sl. No.	Industry/Occupation	Percentage of	
		Total Workers	Total Wage Bill
1	2	3	4
50	Sorter	1.34	2.26
51	Stentering Machine M	1.08	1.55
52	Twister	1.71	1.01
53	Warper	0.89	0.66
54	Washer	0.27	0.22
55	Weaver-Auto Loom	5.76	5.67
56	Weaver-Ordinary	7.26	10.76
57	Winder	3.43	2.13
58	Miscellaneous	2.61	2.11
IV.	Synthetic Textiles	100.00	100.00
1	Boiler Attendant	0.83	1.01
2	Boiler Maker	0.06	0.06
3	Carpenter	0.03	0.02
4	Checker	1.23	1.20
5	Compressor Operator	2.21	3.05
6	Coolie/Mazdoor	4.22	3.54
7	Driver	0.55	0.54
8	Electrician	1.12	1.33
9	Fireman	0.14	0.14
10	Fitter	3.14	3.38
11	Mech/Elec Foreman	1.26	2.24
12	Helper	18.23	14.80
13	Loader/Unloader	0.28	0.23
14	Mistry/Kangani	0.06	0.06
15	Mason	0.01	0.00
16	Mechanic (General)	0.38	0.54
17	Motor Mechanic	0.05	0.06
18	Oilman/Greaser	0.03	0.03
19	Packer	0.13	0.10
20	Painter	0.29	0.31
21	Picker	0.20	0.16
22	Plumber	0.03	0.03
23	Press Man	0.08	0.06
24	Pump Attendant	0.00	0.00
25	Supervisor	4.95	7.99
26	Sweeper	0.95	0.78
27	Switch Board Attendant	0.01	0.00
28	Tailor	0.12	0.13
29	Turner	0.02	0.02
30	Watchman	1.11	1.04
31	Welder	0.05	0.06
32	Wireman	0.05	0.06
33	Machine Man	3.53	4.30
34	Af. Treat. Plant Op.	0.04	0.07
35	Khalashi	0.03	0.02
36	Store Keeper	0.21	0.22
37	Apprentices/Trainees	1.45	0.87
38	Blender/Bale Breaker	1.57	1.08
39	Back Sizer	0.10	0.09

Table 4.7

Sl. No.	Industry/Occupation	Percentage of	
		Total Workers	Total Wage Bill
1	2	3	4
40	Bobbin Carrier	0.14	0.09
41	Beam Dying Mach Op	2.21	2.70
42	Card Tenter/Stripper	0.44	0.30
43	Checker	2.87	3.03
44	Creeler/Creel Boy	0.13	0.09
45	Cutting Machine Man	0.08	0.08
46	Darner/Locker Clip	0.34	0.32
47	Doffing Boy/Doffer	3.82	2.62
48	Drawer-In	1.76	1.85
49	Drawing Frame Tenter	0.44	0.31
50	Doubler	0.10	0.05
51	Finisher/Line Boy	0.97	1.00
52	Front Sizer/Sizer	0.20	0.16
53	Grinder-Carding Mach	0.34	0.42
54	Head Jobber	1.98	2.92
55	Jobber/Fancy Jobber	2.75	2.69
56	Lot Maker/Preparer	0.08	0.09
57	Machine Folder	0.39	0.39
58	Machine Op/Jigger	12.41	12.96
59	Packer/Yarn Packer	1.00	0.88
60	Printing Machine Op	0.74	0.73
61	Reacher	0.23	0.20
62	Reeler	0.60	0.43
63	Ring Doffer	0.12	0.10
64	Ring Piecer/Frame Te	0.36	0.38
65	Roller Coverer	0.04	0.04
66	Simplex Tenter	0.33	0.21
67	Stenter Operator	0.26	0.34
68	Spinner	1.08	0.60
69	Tape Man	0.00	0.01
70	Sider/Two For One Te	1.19	0.81
71	Twister-Thrower	0.01	0.01
72	Warper-All Types	1.15	1.23
73	Weaver-Power Loom	2.61	2.28
74	Weaver-High Speed	0.56	0.56
75	Weft Distributor	0.13	0.17
76	Winder	2.24	1.66
77	Mach Op-Draw Textur	0.26	0.25
78	Mach Op-Draw Twister	0.54	0.52
79	Mach Op-Jet Dyeing	0.87	1.10
80	Miscellaneous	5.49	5.77
V.	Jute Textiles	100.00	100.00
1	Beltman/Stitcher/Moc	0.24	0.35
2	Blacksmith	0.01	0.01
3	Boiler Attendant	0.03	0.03
4	Boiler Maker	0.06	0.06
5	Carpenter	0.14	0.16
6	Checker	0.28	0.25
7	Compressor Operator	0.13	0.16

Table 4.7

Sl. No.	Industry/Occupation	Percentage of	
		Total Workers	Total Wage Bill
1	2	3	4
8	Coolie/Mazdoor	19.73	20.26
9	Driver	0.19	0.19
10	Electrician	0.44	0.42
11	Fireman	0.04	0.04
12	Fitter	1.91	2.02
13	Mech/Elec Foreman	0.17	0.15
14	Helper	4.02	3.85
15	Loader/Unloader	0.05	0.05
16	Mistry/Kangani	1.76	1.99
17	Mason	0.01	0.01
18	Mechanic (General)	1.61	1.92
19	Motor Mechanic	0.00	0.00
20	Oilman/Greaser	0.33	0.35
21	Packer	0.19	0.13
22	Painter	0.00	0.00
23	Picker	0.40	0.44
24	Plumber	0.01	0.01
25	Press Man	0.19	0.21
26	Pump Attendant	0.00	0.00
27	Sign Maker	0.07	0.08
28	Supervisor	0.51	0.52
29	Sweeper	0.45	0.42
30	Switch Board Attedan	0.01	0.01
31	Tailor	0.04	0.05
32	Turner	0.04	0.04
33	Watchman	0.48	0.41
34	Welder	0.05	0.05
35	Wireman	0.06	0.07
36	Af. Treat. Plant Op.	0.01	0.01
37	Gen./Turbo Operator	0.01	0.01
38	Khalashi	0.14	0.16
39	Store Keeper	0.03	0.03
40	Apprentices/Trainees	0.89	0.53
41	Beamer	2.31	2.46
42	Breaker Feeder	1.69	1.50
43	Beamer Tier & Joiner	1.12	1.39
44	Breaker Receiver	0.95	1.00
45	Calander Feeder/Man	0.63	0.64
46	Cop Winder	2.09	1.99
47	Finisher & Receiver	1.89	1.86
48	First Drawing Receiv	0.76	0.63
49	First Pressman	0.41	0.47
50	Hand Sewer	1.44	1.16
51	Head Mistry/Charge H	1.15	1.42
52	Head Sirdar/Supervis	1.15	1.20
53	Hessian Warp/Weft Sp	4.17	4.86
54	Heamming Machine Opt	2.04	2.08
55	Pickerman/Ankarwalla	1.20	1.33
56	Pin Boy/Bar Boy	0.13	0.13
57	Root Cutter	0.81	1.05
58	Sacking Loom Weaver	16.33	15.27

Table 4.7

Sl. No.	Industry/Occupation	Percentage of	
		Total Workers	Total Wage Bill
1	2	3	4
59	Sacking Weft Spinner	3.37	3.07
60	Sectional Sirdar	2.54	2.57
61	Selector	0.65	0.68
62	Sewing Machine Op	2.90	3.51
63	Softner Feeder	1.03	1.01
64	Softner Receiver	0.40	0.41
65	Sp Shifter/Bobbin Ca	3.88	3.17
66	Starchman	0.17	0.13
67	Teaser Feeder	0.13	0.12
68	Twister/Doubler	0.27	0.24
69	Warp Winder	9.32	8.94
70	Miscellaneous	0.32	0.27

TABLE 4.8  
AVERAGE DAILY EARNINGS OF WORKERS IN INDUSTRIES BY OCCUPATION AND SEXAGE

Sl. No.	Industry/Occupation	Average Daily Earnings (Rs.)				
		Men	Women	Adole- scents	Children	Overall
1	2	3	4	5	6	7
I.	Cotton Textiles	380.92	314.40	-	-	363.97
1	Beltman/Stitcher/Moc	387.34	-	-	-	387.34
2	Boiler Attendant	640.31	-	-	-	640.31
3	Carpenter	396.40	-	-	-	396.40
4	Checker	396.01	303.80	-	-	375.62
5	Compressor Operator	268.64	-	-	-	268.64
6	Coolie/Mazdoor	382.41	275.00	-	-	382.06
7	Driver	385.94	-	-	-	385.94
8	Electrician	500.51	415.68	-	-	499.68
9	Fireman	347.69	-	-	-	347.69
10	Fitter	478.94	303.98	-	-	477.66
11	Mech/Elec Foreman	612.34	1062.21	-	-	652.71
12	Helper	337.94	275.30	-	-	326.33
13	Loader/Unloader	364.17	-	-	-	364.17
14	Mistry/Kangani	417.48	419.28	-	-	417.59
15	Mason	334.33	243.83	-	-	272.63
16	Mechanic (General)	404.83	289.36	-	-	398.25
17	Motor Mechanic	439.04	-	-	-	439.04
18	Oilman/Greaser	435.10	-	-	-	435.10
19	Packer	288.33	318.61	-	-	295.62
20	Painter	619.25	-	-	-	619.25
21	Picker	387.20	340.64	-	-	359.07
22	Plumber	496.22	285.00	-	-	453.41
23	Press Man	293.22	306.19	-	-	297.95
24	Pump Attendant	289.37	232.25	-	-	267.68
25	Sorter	296.19	-	-	-	296.19
26	Supervisor	559.35	348.66	-	-	551.07
27	Sweeper	372.96	318.82	-	-	335.50
28	Switch Board Attedan	537.98	-	-	-	537.98
29	Tailor	346.91	283.89	-	-	297.94
30	Turner	424.80	342.16	-	-	400.73
31	Watchman	327.21	353.61	-	-	327.43
32	Welder	351.24	281.70	-	-	335.72
33	Wireman	378.12	-	-	-	378.12
34	Cutter	-	241.63	-	-	241.63
35	Af. Treat. Plant Op.	499.91	-	-	-	499.91
36	Gen./Turbo Operator	386.86	-	-	-	386.86
37	Khalashi	428.57	-	-	-	428.57
38	Store Keeper	415.70	399.27	-	-	414.99
39	Apprentices/Trainees	412.91	373.98	-	-	393.78
40	Back Sizer	389.55	210.00	-	-	388.33
41	Bale Breaker/Feeder	366.85	312.68	-	-	359.27
42	Baler	345.32	238.46	-	-	340.14
43	Bobbin carrier	324.26	442.10	-	-	372.82

Table 4.8

Sl. No.	Industry/Occupation	Average Daily Earnings (Rs.)				
		Men	Women	Adole- scents	Children	Overall
1	2	3	4	5	6	7
44	Beam Carrier	482.94	387.77	-	-	481.09
45	Bleaching and Finish	413.75	335.52	-	-	396.64
46	Can Tenter/Card Tent	341.52	333.25	-	-	340.17
47	Creeler/Creel Boy	348.50	335.26	-	-	346.12
48	Comber Tenter	397.89	303.85	-	-	347.33
49	Color Man	432.67	-	-	-	432.67
50	Doffing Boy/Doffer	305.15	-	-	-	305.15
51	Drawer-In	394.74	256.56	-	-	376.64
52	Drawing Frame Worker	303.20	357.00	-	-	314.39
53	Dyeing Operator	468.93	376.66	-	-	448.29
54	Examiner	615.76	284.19	-	-	321.96
55	Front Sizer	340.71	-	-	-	340.71
56	Fog Machine Man	313.20	282.34	-	-	305.81
57	Godown Mixing Attend	340.47	253.70	-	-	320.60
58	Grinder/Flat Grinder	373.15	387.26	-	-	374.18
59	Head Jobber/Supervis	440.62	359.49	-	-	433.71
60	HTHP Machine Man	299.09	-	-	-	299.09
61	Heald/Reed Repairer	537.26	-	-	-	537.26
62	Inter Tenter/Double	491.00	302.71	-	-	480.19
63	Jobber	426.77	399.31	-	-	426.12
64	Knotter/Knotex Machi	444.50	318.36	-	-	434.39
65	Lap/Can Carrier	404.91	328.37	-	-	400.65
66	Mercer. Feeding Op	241.49	170.82	-	-	177.24
67	Piece Carrier	319.22	331.30	-	-	328.92
68	Reacher	709.82	392.38	-	-	407.50
69	Reeler	346.48	378.56	-	-	362.44
70	Ring Doffer	329.10	287.50	-	-	322.97
71	Ring piecer/Ring fra	291.36	276.17	-	-	290.03
72	Roller Coverer	307.06	339.61	-	-	318.23
73	Slubbing/Simplex Ten	373.28	296.96	-	-	342.98
74	Spinner	346.71	304.88	-	-	323.37
75	Stripper	333.31	328.34	-	-	331.58
76	SBM Machine Man	332.96	140.78	-	-	316.38
77	Silver/Ribbon Lap Te	315.29	233.71	-	-	287.60
78	Speed Frame Tenter	264.91	347.15	-	-	287.96
79	Stitcher	284.81	270.39	-	-	278.32
80	Warper (All Types)	405.65	327.91	-	-	380.87
81	Reliever (Weaver)	394.55	296.94	-	-	381.83
82	Winder (All Types)/T	312.96	307.51	-	-	310.39
83	Weft Carrier-cum-Emp	405.56	316.06	-	-	380.97
84	Miscellaneous	506.16	302.79	-	-	450.68
II.	Woollen Textiles	460.35	379.55	-	-	457.17
1	Blacksmith	753.59	-	-	-	753.59
2	Boiler Attendant	444.27	-	-	-	444.27
3	Carpenter	250.00	-	-	-	250.00
4	Checker	404.61	334.27	-	-	402.24
5	Compressor Operator	336.15	430.50	-	-	336.47
6	Coolie/Mazdoor	341.78	327.45	-	-	340.58

Table 4.8

Sl. No.	Industry/Occupation	Average Daily Earnings (Rs.)				
		Men	Women	Adole- scents	Children	Overall
1	2	3	4	5	6	7
7	Driver	406.91	-	-	-	406.91
8	Electrician	484.70	-	-	-	484.70
9	Fireman	316.40	-	-	-	316.40
10	Fitter	437.96	413.31	-	-	437.76
11	Mech/Elec Foreman	576.06	-	-	-	576.06
12	Helper	414.62	425.65	-	-	415.60
13	Loader/Unloader	391.19	-	-	-	391.19
14	Mechanic (General)	534.55	-	-	-	534.55
15	Oilman/Greaser	410.90	-	-	-	410.90
16	Packer	413.37	308.31	-	-	408.06
17	Painter	378.64	-	-	-	378.64
18	Picker	334.36	211.54	-	-	252.48
19	Plumber	373.08	-	-	-	373.08
20	Press Man	293.18	-	-	-	293.18
21	Sorter	239.68	215.56	-	-	222.80
22	Supervisor	499.95	381.98	-	-	499.25
23	Sweeper	431.70	315.27	-	-	414.80
24	Tailor	335.80	372.44	-	-	348.02
25	Turner	367.80	-	-	-	367.80
26	Watchman	325.55	28.85	-	-	322.50
27	Welder	312.27	-	-	-	312.27
28	Gen./Turbo Operator	323.76	-	-	-	323.76
29	Khalashi	761.91	-	-	-	761.91
30	Store Keeper	435.30	-	-	-	435.30
31	Apprentices/Trainees	408.25	504.19	-	-	417.74
32	Blendman	402.53	-	-	-	402.53
33	Bobbin Setter	483.42	-	-	-	483.42
34	Card/Hopper Feeder	552.60	214.24	-	-	543.42
35	Cleaner	701.76	107.69	-	-	691.69
36	Condenser Man	445.27	-	-	-	445.27
37	Darner/Cloth Minder	496.92	484.10	-	-	495.31
38	Doffer/Fly Frame	340.45	-	-	-	340.45
39	Drawing Man	390.49	-	-	-	390.49
40	Felter	476.19	-	-	-	476.19
41	Gill Box Man	469.63	-	-	-	469.63
42	Line Mistry	570.62	-	-	-	570.62
43	Milling Machine Man	455.23	277.69	-	-	445.08
44	Mule Minder/Spinner	480.39	734.02	-	-	485.97
45	Picker/Clipper Perch	555.87	467.11	-	-	551.53
46	Picker/Ring Spinner	500.79	251.28	-	-	499.08
47	Rag Cutting Mach Op	516.97	304.49	-	-	514.43
48	Reeler/Knotter	344.97	360.73	-	-	350.58
49	Roving machine Man	400.27	-	-	-	400.27
50	Scouring Machine Man	468.63	-	-	-	468.63
51	Twister/Doubler	526.32	-	-	-	526.32
52	Warper	407.82	-	-	-	407.82
53	Weaver	492.63	-	-	-	492.63
54	Weaver-Hand Loom	318.39	288.46	-	-	311.74
55	Weaver-Power Loom	387.36	239.67	-	-	380.23
56	Winder	390.12	364.11	-	-	387.87

Table 4.8

Sl. No.	Industry/Occupation	Average Daily Earnings (Rs.)				
		Men	Women	Adole- scents	Children	Overall
1	2	3	4	5	6	7
57	Wool Dyer	561.44	355.77	-	-	548.65
58	Miscellaneous	528.41	1169.23	-	-	548.13
III.	Silk Textiles	500.10	525.19	-	-	502.56
1	Beltman/Stitcher/Moc	226.81	227.00	-	-	226.87
2	Boiler Attendant	648.28	-	-	-	648.28
3	Carpenter	691.92	-	-	-	691.92
4	Checker	510.03	-	-	-	510.03
5	Compressor Operator	278.06	-	-	-	278.06
6	Coolie/Mazdoor	338.67	-	-	-	338.67
7	Driver	364.33	-	-	-	364.33
8	Electrician	611.27	-	-	-	611.27
9	Fireman	326.89	-	-	-	326.89
10	Fitter	636.38	-	-	-	636.38
11	Mech/Elec Foreman	1004.47	-	-	-	1004.47
12	Helper	311.83	479.74	-	-	329.13
13	Loader/Unloader	392.74	-	-	-	392.74
14	Mistry/Kangani	418.49	-	-	-	418.49
15	Mechanic (General)	530.32	-	-	-	530.32
16	Oilman/Greaser	247.52	-	-	-	247.52
17	Packer	329.27	258.67	-	-	310.13
18	Painter	233.34	-	-	-	233.34
19	Picker	123.17	-	-	-	123.17
20	Supervisor	737.85	-	-	-	737.85
21	Sweeper	324.74	449.15	-	-	361.33
22	Tailor	530.17	416.98	-	-	505.41
23	Turner	316.66	-	-	-	316.66
24	Watchman	436.12	-	-	-	436.12
25	Welder	370.59	-	-	-	370.59
26	Machine Man	304.35	-	-	-	304.35
27	Khalashi	1005.46	-	-	-	1005.46
28	Store Keeper	554.10	591.54	-	-	556.44
29	Apprentices/Trainees	123.87	-	-	-	123.87
30	Colour Mixer	311.22	260.00	-	-	306.83
31	Cooker	333.33	196.36	-	-	207.78
32	Creeler/Creel Boy	443.93	-	-	-	443.93
33	Cloth Checker	382.08	543.73	-	-	405.85
34	Card Tenter	-	200.00	-	-	200.00
35	Combing Machine Op	587.24	444.35	-	-	583.36
36	Doubler	860.21	135.32	-	-	328.62
37	Drawer-In	345.15	-	-	-	345.15
38	Finishman	469.88	485.96	-	-	473.67
39	Fleyer/Ring Frame Op	706.15	-	-	-	706.15
40	Hand Folder	457.38	-	-	-	457.38
41	Head Jobber	553.07	-	-	-	553.07
42	Jiggerman	308.29	-	-	-	308.29
43	Jobber	316.66	-	-	-	316.66
44	Knotter	266.51	228.85	-	-	247.68
45	Operator	526.33	300.96	-	-	525.34



Table 4.8

Sl. No.	Industry/Occupation	Average Daily Earnings (Rs.)				
		Men	Women	Adole- scents	Children	Overall
1	2	3	4	5	6	7
46	Printer-Machine/Hand	509.50	139.31	-	-	505.80
47	Reacher	334.00	-	-	-	334.00
48	Reeler	367.74	820.60	-	-	707.39
49	Silk Cleaner	335.07	199.99	-	-	263.97
50	Sorter	867.97	805.93	-	-	849.51
51	Stentering Machine M	657.16	848.65	-	-	719.69
52	Twister	315.02	214.87	-	-	296.93
53	Warper	374.45	-	-	-	374.45
54	Washer	423.06	-	-	-	423.06
55	Weaver-Auto Loom	501.61	274.48	-	-	494.64
56	Weaver-Ordinary	772.37	277.79	-	-	745.23
57	Winder	334.75	184.21	-	-	312.41
58	Miscellaneous	403.32	453.72	-	-	405.88
IV.	Synthetic Textiles	425.08	252.92	-	-	409.36
1	Boiler Attendant	498.52	-	-	-	498.52
2	Boiler Maker	390.76	-	-	-	390.76
3	Carpenter	362.80	-	-	-	362.80
4	Checker	410.79	291.27	-	-	399.92
5	Compressor Operator	565.89	615.38	-	-	566.16
6	Coolie/Mazdoor	345.96	275.97	-	-	343.79
7	Driver	402.41	211.53	-	-	401.80
8	Electrician	484.48	877.63	-	-	485.72
9	Fireman	436.10	-	-	-	436.10
10	Fitter	441.22	-	-	-	441.22
11	Mech/Elec Foreman	718.23	876.25	-	-	724.85
12	Helper	357.05	222.76	-	-	332.43
13	Loader/Unloader	336.93	242.52	-	-	333.93
14	Mistry/Kangani	457.04	-	-	-	457.04
15	Mason	326.42	-	-	-	326.42
16	Mechanic (General)	588.15	-	-	-	588.15
17	Motor Mechanic	479.11	-	-	-	479.11
18	Oilman/Greaser	379.62	-	-	-	379.62
19	Packer	365.85	251.20	-	-	336.58
20	Painter	436.12	-	-	-	436.12
21	Picker	519.24	185.00	-	-	321.60
22	Plumber	450.21	-	-	-	450.21
23	Press Man	301.69	195.19	-	-	299.37
24	Pump Attendant	469.69	-	-	-	469.69
25	Supervisor	661.35	603.32	-	-	660.83
26	Sweeper	339.44	334.29	-	-	337.65
27	Switch Board Attedan	304.29	-	-	-	304.29
28	Tailor	397.74	1033.18	-	-	444.81
29	Turner	500.05	-	-	-	500.05
30	Watchman	384.09	-	-	-	384.09
31	Welder	509.21	-	-	-	509.21
32	Wireman	436.51	-	-	-	436.51
33	Machine Man	497.57	-	-	-	497.57
34	Af. Treat. Plant Op.	713.24	-	-	-	713.24

Table 4.8

Sl. No.	Industry/Occupation	Average Daily Earnings (Rs.)				
		Men	Women	Adole- scents	Children	Overall
1	2	3	4	5	6	7
35	Khalashi	298.16	-	-	-	298.16
36	Store Keeper	429.54	-	-	-	429.54
37	Apprentices/Trainees	247.51	244.28	-	-	246.71
38	Blender/Bale Breaker	290.20	220.99	-	-	281.55
39	Back Sizer	351.15	218.27	-	-	342.19
40	Bobbin Carrier	360.23	189.45	-	-	274.84
41	Beam Dying Mach Op	500.21	308.02	-	-	499.27
42	Card Tenter/Stripper	286.19	221.75	-	-	280.52
43	Checker	554.23	263.23	-	-	431.84
44	Creeler/Creel Boy	289.55	291.14	-	-	289.61
45	Cutting Machine Man	400.85	-	-	-	400.85
46	Darner/Looker Clip	413.95	293.15	-	-	389.92
47	Doffing Boy/Doffer	281.49	277.24	-	-	281.26
48	Drawer-In	626.98	270.19	-	-	428.73
49	Drawing Frame Tenter	310.93	238.61	-	-	287.31
50	Doubler	448.88	180.29	-	-	212.71
51	Finisher/Line Boy	439.57	158.75	-	-	425.19
52	Front Sizer/Sizer	329.13	-	-	-	329.13
53	Grinder-Carding Mach	511.93	395.51	-	-	504.05
54	Head Jobber	605.41	488.57	-	-	602.81
55	Jobber/Fancy Jobber	400.69	192.31	-	-	400.42
56	Lot Maker/Preparer	442.64	-	-	-	442.64
57	Machine Folder	415.58	183.33	-	-	414.52
58	Machine Op/Jigger	428.08	294.67	-	-	427.58
59	Packer/Yarn Packer	362.61	346.77	-	-	360.69
60	Printing Machine Op	400.22	-	-	-	400.22
61	Reacher	361.22	-	-	-	361.22
62	Reeler	294.99	271.06	-	-	292.87
63	Ring Doffer	364.66	240.00	-	-	329.04
64	Ring Piecer/Frame Te	425.52	-	-	-	425.52
65	Roller Coverer	381.56	269.23	-	-	376.46
66	Simplex Tenter	299.14	191.78	-	-	259.75
67	Stenter Operator	542.49	-	-	-	542.49
68	Spinner	265.45	188.28	-	-	228.31
69	Tape Man	713.33	-	-	-	713.33
70	Sider/Two For One Te	275.23	284.97	-	-	276.60
71	Twister-Thrower	356.58	-	-	-	356.58
72	Warper-All Types	452.03	276.26	-	-	439.45
73	Weaver-Power Loom	357.29	294.83	-	-	356.73
74	Weaver-High Speed	409.74	-	-	-	409.74
75	Weft Distributor	532.45	-	-	-	532.45
76	Winder	309.23	260.23	-	-	303.89
77	Mach Op-Draw Textur	389.28	-	-	-	389.28
78	Mach Op-Draw Twister	397.63	-	-	-	397.63
79	Mach Op-Jet Dyeing	519.46	-	-	-	519.46
80	Miscellaneous	429.30	614.26	-	-	430.01
V.	Jute Textiles	422.27	259.52	-	-	412.08
1	Beltman/Stitcher/Moc	624.99	499.17	-	-	614.90

Table 4.8

Sl. No.	Industry/Occupation	Average Daily Earnings (Rs.)				
		Men	Women	Adole- scents	Children	Overall
1	2	3	4	5	6	7
2	Blacksmith	426.43	-	-	-	426.43
3	Boiler Attendant	388.12	-	-	-	388.12
4	Boiler Maker	398.30	-	-	-	398.30
5	Carpenter	453.82	-	-	-	453.82
6	Checker	473.46	245.64	-	-	361.23
7	Compressor Operator	502.92	415.71	-	-	500.59
8	Coolie/Mazdoor	425.10	297.87	-	-	423.09
9	Driver	414.19	130.00	-	-	406.27
10	Electrician	390.38	-	-	-	390.38
11	Fireman	374.88	-	-	-	374.88
12	Fitter	436.13	-	-	-	436.13
13	Mech/Elec Foreman	347.31	-	-	-	347.31
14	Helper	403.06	257.67	-	-	394.76
15	Loader/Unloader	426.95	-	-	-	426.95
16	Mistry/Kangani	466.55	-	-	-	466.55
17	Mason	426.81	-	-	-	426.81
18	Mechanic (General)	492.78	275.00	-	-	492.06
19	Motor Mechanic	323.70	-	-	-	323.70
20	Oilman/Greaser	445.73	-	-	-	445.73
21	Packer	315.54	263.55	-	-	283.93
22	Painter	306.76	-	-	-	306.76
23	Picker	454.02	-	-	-	454.02
24	Plumber	358.58	-	-	-	358.58
25	Press Man	448.34	-	-	-	448.34
26	Pump Attendant	305.53	-	-	-	305.53
27	Sign Maker	460.90	-	-	-	460.90
28	Supervisor	425.10	231.67	-	-	419.00
29	Sweeper	410.56	230.34	-	-	382.50
30	Switch Board Attedan	509.37	-	-	-	509.37
31	Tailor	619.01	-	-	-	619.01
32	Turner	390.21	-	-	-	390.21
33	Watchman	349.80	359.04	-	-	349.84
34	Welder	415.06	-	-	-	415.06
35	Wireman	469.12	-	-	-	469.12
36	Af. Treat. Plant Op.	414.61	-	-	-	414.61
37	Gen./Turbo Operator	457.11	-	-	-	457.11
38	Khalashi	482.56	-	-	-	482.56
39	Store Keeper	401.61	-	-	-	401.61
40	Apprentices/Trainees	271.87	199.02	-	-	243.20
41	Beamer	444.16	301.21	-	-	437.99
42	Breaker Feeder	380.32	259.37	-	-	364.17
43	Beamer Tier & Joiner	513.39	-	-	-	513.39
44	Breaker Receiver	455.38	278.33	-	-	434.38
45	Calander Feeder/Man	441.13	212.24	-	-	414.08
46	Cop Winder	427.82	240.45	-	-	391.29
47	Finisher & Receiver	426.12	271.91	-	-	405.61
48	First Drawing Receiv	342.87	330.00	-	-	342.69
49	First Pressman	470.60	-	-	-	470.60
50	Hand Sewer	338.62	223.98	-	-	332.11
51	Head Mistry/Charge H	507.36	-	-	-	507.36

Table 4.8

Sl. No.	Industry/Occupation	Average Daily Earnings (Rs.)				
		Men	Women	Adole- scents	Children	Overall
1	2	3	4	5	6	7
52	Head Sirdar/Supervis	431.22	-	-	-	431.22
53	Hessian Warp/Weft Sp	480.48	339.66	-	-	480.28
54	Heamming Machine Opt	422.94	181.80	-	-	419.37
55	Pickerman/Ankarwalla	456.73	-	-	-	456.73
56	Pin Boy/Bar Boy	419.59	-	-	-	419.59
57	Root Cutter	547.59	290.10	-	-	535.43
58	Sacking Loom Weaver	386.35	303.35	-	-	385.29
59	Sacking Weft Spinner	390.11	275.65	-	-	374.89
60	Sectional Sirdar	420.50	233.29	-	-	416.91
61	Selector	433.69	-	-	-	433.69
62	Sewing Machine Op	498.06	-	-	-	498.06
63	Softner Feeder	404.48	432.79	-	-	404.57
64	Softner Receiver	430.25	294.47	-	-	426.99
65	Sp Shifter/Bobbin Ca	385.69	250.11	-	-	337.10
66	Starchman	330.25	286.67	-	-	317.80
67	Teaser Feeder	385.18	-	-	-	385.18
68	Twister/Doubler	365.34	327.48	-	-	362.65
69	Warp Winder	419.79	265.07	-	-	395.38
70	Miscellaneous	355.94	269.65	-	-	353.06
All Textile Industries		401.94	305.02	-	-	384.13

TABLE 4.9  
AVERAGE DAILY EARNINGS OF TIME-RATED WORKERS IN INDUSTRIES BY OCCUPATION AND SEXAGE

Sl. No.	Industry/Occupation	Average Daily Earnings (Rs.)				
		Men	Women	Adole- scents	Children	Overall
1	2	3	4	5	6	7
I.	Cotton Textiles	381.30	316.86	-	-	365.04
1	Beltman/Stitcher/Moc	387.34	-	-	-	387.34
2	Boiler Attendant	640.31	-	-	-	640.31
3	Carpenter	396.40	-	-	-	396.40
4	Checker	396.01	303.80	-	-	375.62
5	Compressor Operator	268.64	-	-	-	268.64
6	Coolie/Mazdoor	382.41	275.00	-	-	382.06
7	Driver	385.94	-	-	-	385.94
8	Electrician	500.51	415.68	-	-	499.68
9	Fireman	347.69	-	-	-	347.69
10	Fitter	478.94	303.98	-	-	477.66
11	Mech/Elec Foreman	612.34	1062.21	-	-	652.71
12	Helper	337.94	275.30	-	-	326.33
13	Loader/Unloader	364.17	-	-	-	364.17
14	Mistry/Kangani	417.48	419.28	-	-	417.59
15	Mason	334.33	243.83	-	-	272.63
16	Mechanic (General)	404.83	289.36	-	-	398.25
17	Motor Mechanic	439.04	-	-	-	439.04
18	Oilman/Greaser	435.10	-	-	-	435.10
19	Packer	288.33	318.61	-	-	295.62
20	Painter	619.25	-	-	-	619.25
21	Picker	387.20	340.64	-	-	359.07
22	Plumber	496.22	285.00	-	-	453.41
23	Press Man	293.22	306.19	-	-	297.95
24	Pump Attendant	289.37	232.25	-	-	267.68
25	Sorter	296.19	-	-	-	296.19
26	Supervisor	559.35	348.66	-	-	551.07
27	Sweeper	372.96	318.82	-	-	335.50
28	Switch Board Attedan	537.98	-	-	-	537.98
29	Tailor	346.91	283.89	-	-	297.94
30	Turner	424.80	342.16	-	-	400.73
31	Watchman	327.21	353.61	-	-	327.43
32	Welder	351.24	281.70	-	-	335.72
33	Wireman	378.12	-	-	-	378.12
34	Cutter	-	241.63	-	-	241.63
35	Af. Treat. Plant Op.	499.91	-	-	-	499.91
36	Gen./Turbo Operator	386.86	-	-	-	386.86
37	Khalashi	428.57	-	-	-	428.57
38	Store Keeper	415.70	399.27	-	-	414.99
39	Apprentices/Trainees	412.91	373.98	-	-	393.78
40	Back Sizer	389.55	210.00	-	-	388.33
41	Bale Breaker/Feeder	366.85	312.68	-	-	359.27
42	Baler	345.32	238.46	-	-	340.14
43	Bobbin carrier	324.26	442.10	-	-	372.82

Table 4.9

Sl. No.	Industry/Occupation	Average Daily Earnings (Rs.)				
		Men	Women	Adole- scents	Children	Overall
1	2	3	4	5	6	7
44	Beam Carrier	482.94	387.77	-	-	481.09
45	Bleaching and Finish	413.75	335.52	-	-	396.64
46	Can Tenter/Card Tent	341.52	333.25	-	-	340.17
47	Creeler/Creel Boy	348.50	335.26	-	-	346.12
48	Comber Tenter	397.89	303.85	-	-	347.33
49	Color Man	432.67	-	-	-	432.67
50	Doffing Boy/Doffer	305.15	-	-	-	305.15
51	Drawer-In	394.74	256.56	-	-	376.64
52	Drawing Frame Worker	303.20	357.00	-	-	314.39
53	Dyeing Operator	468.93	376.66	-	-	448.29
54	Examiner	615.76	284.19	-	-	321.96
55	Front Sizer	340.71	-	-	-	340.71
56	Fog Machine Man	313.20	282.34	-	-	305.81
57	Godown Mixing Attend	340.47	253.70	-	-	320.60
58	Grinder/Flat Grinder	373.15	387.26	-	-	374.18
59	Head Jobber/Supervis	440.62	359.49	-	-	433.71
60	HTHP Machine Man	299.09	-	-	-	299.09
61	Heald/Reed Repairer	537.26	-	-	-	537.26
62	Inter Tenter/Double	491.00	302.71	-	-	480.19
63	Jobber	426.77	399.31	-	-	426.12
64	Knotter/Knotex Machi	444.50	318.36	-	-	434.39
65	Lap/Can Carrier	404.91	328.37	-	-	400.65
66	Mercer. Feeding Op	241.49	170.82	-	-	177.24
67	Piece Carrier	319.22	331.30	-	-	328.92
68	Reacher	709.82	392.38	-	-	407.50
69	Reeler	345.86	378.56	-	-	362.14
70	Ring Doffer	329.10	287.50	-	-	322.97
71	Ring piecer/Ring fra	291.36	276.17	-	-	290.03
72	Roller Coverer	307.06	339.61	-	-	318.23
73	Slubbing/Simplex Ten	373.28	296.96	-	-	342.98
74	Spinner	346.71	315.40	-	-	329.65
75	Stripper	333.31	328.34	-	-	331.58
76	SBM Machine Man	332.96	140.78	-	-	316.38
77	Silver/Ribbon Lap Te	315.29	233.71	-	-	287.60
78	Speed Frame Tenter	264.91	347.15	-	-	287.96
79	Stitcher	284.81	270.39	-	-	278.32
80	Warper (All Types)	405.65	327.91	-	-	380.87
81	Reliever (Weaver)	403.62	303.42	-	-	392.70
82	Winder (All Types)/T	312.76	307.00	-	-	310.05
83	Weft Carrier-cum-Emp	407.03	316.06	-	-	381.88
84	Miscellaneous	506.16	302.79	-	-	450.68
II.	Woollen Textiles	460.35	379.02	-	-	457.18
1	Blacksmith	753.59	-	-	-	753.59
2	Boiler Attendant	444.27	-	-	-	444.27
3	Carpenter	250.00	-	-	-	250.00
4	Checker	404.61	334.27	-	-	402.24
5	Compressor Operator	336.15	430.50	-	-	336.47
6	Coolie/Mazdoor	341.78	327.45	-	-	340.58

Table 4.9

Sl. No.	Industry/Occupation	Average Daily Earnings (Rs.)				
		Men	Women	Adole- scents	Children	Overall
1	2	3	4	5	6	7
7	Driver	406.91	-	-	-	406.91
8	Electrician	484.70	-	-	-	484.70
9	Fireman	316.40	-	-	-	316.40
10	Fitter	437.96	413.31	-	-	437.76
11	Mech/Elec Foreman	576.06	-	-	-	576.06
12	Helper	414.62	425.65	-	-	415.60
13	Loader/Unloader	391.19	-	-	-	391.19
14	Mechanic (General)	534.55	-	-	-	534.55
15	Oilman/Greaser	410.90	-	-	-	410.90
16	Packer	413.37	308.31	-	-	408.06
17	Painter	378.64	-	-	-	378.64
18	Picker	334.36	211.54	-	-	252.48
19	Plumber	373.08	-	-	-	373.08
20	Press Man	293.18	-	-	-	293.18
21	Sorter	239.68	215.56	-	-	222.80
22	Supervisor	499.95	381.98	-	-	499.25
23	Sweeper	431.70	315.27	-	-	414.80
24	Tailor	335.80	372.44	-	-	348.02
25	Turner	367.80	-	-	-	367.80
26	Watchman	325.55	28.85	-	-	322.50
27	Welder	312.27	-	-	-	312.27
28	Gen./Turbo Operator	323.76	-	-	-	323.76
29	Khalashi	761.91	-	-	-	761.91
30	Store Keeper	435.30	-	-	-	435.30
31	Apprentices/Trainees	408.25	504.19	-	-	417.74
32	Blendman	402.53	-	-	-	402.53
33	Bobbin Setter	483.42	-	-	-	483.42
34	Card/Hopper Feeder	552.60	214.24	-	-	543.42
35	Cleaner	701.76	107.69	-	-	691.69
36	Condenser Man	445.27	-	-	-	445.27
37	Darner/Cloth Minder	496.92	484.10	-	-	495.31
38	Doffer/Fly Frame	340.45	-	-	-	340.45
39	Drawing Man	390.49	-	-	-	390.49
40	Felter	476.19	-	-	-	476.19
41	Gill Box Man	469.63	-	-	-	469.63
42	Line Mistry	570.62	-	-	-	570.62
43	Milling Machine Man	455.23	277.69	-	-	445.08
44	Mule Minder/Spinner	480.39	734.02	-	-	485.97
45	Picker/Clipper Perch	555.87	467.11	-	-	551.53
46	Picker/Ring Spinner	500.79	251.28	-	-	499.08
47	Rag Cutting Mach Op	516.97	304.49	-	-	514.43
48	Reeler/Knotter	344.97	356.07	-	-	348.77
49	Roving machine Man	400.27	-	-	-	400.27
50	Scouring Machine Man	468.63	-	-	-	468.63
51	Twister/Doubler	526.32	-	-	-	526.32
52	Warper	407.82	-	-	-	407.82
53	Weaver	492.63	-	-	-	492.63
54	Weaver-Hand Loom	318.39	288.46	-	-	311.74
55	Weaver-Power Loom	387.36	239.67	-	-	380.23
56	Winder	390.12	364.11	-	-	387.87

Table 4.9

Sl. No.	Industry/Occupation	Average Daily Earnings (Rs.)				
		Men	Women	Adole- scents	Children	Overall
1	2	3	4	5	6	7
57	Wool Dyer	561.44	355.77	-	-	548.65
58	Miscellaneous	528.41	1169.23	-	-	548.13
III.	Silk Textiles	503.59	532.16	-	-	506.36
1	Beltman/Stitcher/Moc	226.81	227.00	-	-	226.87
2	Boiler Attendant	648.28	-	-	-	648.28
3	Carpenter	691.92	-	-	-	691.92
4	Checker	510.03	-	-	-	510.03
5	Compressor Operator	278.06	-	-	-	278.06
6	Coolie/Mazdoor	338.67	-	-	-	338.67
7	Driver	364.33	-	-	-	364.33
8	Electrician	611.27	-	-	-	611.27
9	Fireman	326.89	-	-	-	326.89
10	Fitter	636.38	-	-	-	636.38
11	Mech/Elec Foreman	1004.47	-	-	-	1004.47
12	Helper	312.98	479.74	-	-	330.33
13	Loader/Unloader	392.74	-	-	-	392.74
14	Mistry/Kangani	418.49	-	-	-	418.49
15	Mechanic (General)	530.32	-	-	-	530.32
16	Oilman/Greaser	247.52	-	-	-	247.52
17	Packer	329.27	258.67	-	-	310.13
18	Painter	233.34	-	-	-	233.34
19	Picker	123.17	-	-	-	123.17
20	Supervisor	737.85	-	-	-	737.85
21	Sweeper	324.74	449.15	-	-	361.33
22	Tailor	530.17	416.98	-	-	505.41
23	Turner	316.66	-	-	-	316.66
24	Watchman	436.12	-	-	-	436.12
25	Welder	370.59	-	-	-	370.59
26	Machine Man	304.35	-	-	-	304.35
27	Khalashi	1005.46	-	-	-	1005.46
28	Store Keeper	554.10	591.54	-	-	556.44
29	Apprentices/Trainees	123.87	-	-	-	123.87
30	Colour Mixer	311.22	260.00	-	-	306.83
31	Cooker	333.33	196.36	-	-	207.78
32	Creeler/Creel Boy	443.93	-	-	-	443.93
33	Cloth Checker	383.66	543.73	-	-	407.38
34	Card Tenter	-	200.00	-	-	200.00
35	Combing Machine Op	587.24	444.35	-	-	583.36
36	Doubler	860.21	135.32	-	-	328.62
37	Drawer-In	345.15	-	-	-	345.15
38	Finishman	469.88	485.96	-	-	473.67
39	Fleyer/Ring Frame Op	706.15	-	-	-	706.15
40	Hand Folder	472.15	-	-	-	472.15
41	Head Jobber	553.07	-	-	-	553.07
42	Jiggerman	308.29	-	-	-	308.29
43	Jobber	316.66	-	-	-	316.66
44	Knotter	266.51	228.85	-	-	247.68
45	Operator	526.33	300.96	-	-	525.34



Table 4.9

Sl. No.	Industry/Occupation	Average Daily Earnings (Rs.)				
		Men	Women	Adole- scents	Children	Overall
1	2	3	4	5	6	7
46	Printer-Machine/Hand	513.48	-	-	-	513.48
47	Reacher	334.00	-	-	-	334.00
48	Reeler	367.74	820.60	-	-	707.39
49	Silk Cleaner	335.07	199.99	-	-	263.97
50	Sorter	867.97	805.93	-	-	849.51
51	Stentering Machine M	657.16	848.65	-	-	719.69
52	Twister	315.02	214.87	-	-	296.93
53	Warper	378.71	-	-	-	378.71
54	Washer	423.06	-	-	-	423.06
55	Weaver-Auto Loom	533.02	274.48	-	-	524.28
56	Weaver-Ordinary	809.80	262.82	-	-	796.55
57	Winder	337.88	184.21	-	-	314.62
58	Miscellaneous	403.32	453.72	-	-	405.88
IV.	Synthetic Textiles	428.02	252.49	-	-	411.96
1	Boiler Attendant	498.52	-	-	-	498.52
2	Boiler Maker	390.76	-	-	-	390.76
3	Carpenter	362.80	-	-	-	362.80
4	Checker	410.79	291.27	-	-	399.92
5	Compressor Operator	565.89	615.38	-	-	566.16
6	Coolie/Mazdoor	346.09	285.30	-	-	344.38
7	Driver	402.41	211.53	-	-	401.80
8	Electrician	484.48	877.63	-	-	485.72
9	Fireman	436.10	-	-	-	436.10
10	Fitter	441.22	-	-	-	441.22
11	Mech/Elec Foreman	718.23	876.25	-	-	724.85
12	Helper	357.05	222.76	-	-	332.43
13	Loader/Unloader	336.93	242.52	-	-	333.93
14	Mistry/Kangani	457.04	-	-	-	457.04
15	Mason	326.42	-	-	-	326.42
16	Mechanic (General)	588.15	-	-	-	588.15
17	Motor Mechanic	479.11	-	-	-	479.11
18	Oilman/Greaser	379.62	-	-	-	379.62
19	Packer	365.85	251.20	-	-	336.58
20	Painter	436.12	-	-	-	436.12
21	Picker	519.24	185.00	-	-	321.60
22	Plumber	450.21	-	-	-	450.21
23	Press Man	302.41	195.19	-	-	299.97
24	Pump Attendant	469.69	-	-	-	469.69
25	Supervisor	661.60	617.21	-	-	661.22
26	Sweeper	339.44	334.29	-	-	337.65
27	Switch Board Attedan	304.29	-	-	-	304.29
28	Tailor	397.74	1033.18	-	-	444.81
29	Turner	500.05	-	-	-	500.05
30	Watchman	384.09	-	-	-	384.09
31	Welder	509.21	-	-	-	509.21
32	Wireman	436.51	-	-	-	436.51
33	Machine Man	497.57	-	-	-	497.57
34	Af. Treat. Plant Op.	713.24	-	-	-	713.24

Table 4.9

Sl. No.	Industry/Occupation	Average Daily Earnings (Rs.)				
		Men	Women	Adole- scents	Children	Overall
1	2	3	4	5	6	7
35	Khalashi	298.16	-	-	-	298.16
36	Store Keeper	429.54	-	-	-	429.54
37	Apprentices/Trainees	247.51	244.28	-	-	246.71
38	Blender/Bale Breaker	282.38	220.99	-	-	273.94
39	Back Sizer	351.15	218.27	-	-	342.19
40	Bobbin Carrier	360.23	189.45	-	-	274.84
41	Beam Dying Mach Op	500.21	308.02	-	-	499.27
42	Card Tenter/Stripper	312.30	194.92	-	-	284.35
43	Checker	554.23	263.23	-	-	431.84
44	Creeler/Creel Boy	289.55	291.14	-	-	289.61
45	Cutting Machine Man	400.85	-	-	-	400.85
46	Darner/Looker Clip	413.95	293.15	-	-	389.92
47	Doffing Boy/Doffer	281.49	277.24	-	-	281.26
48	Drawer-In	626.98	270.19	-	-	428.73
49	Drawing Frame Tenter	346.51	182.47	-	-	293.31
50	Doubler	448.88	180.29	-	-	212.71
51	Finisher/Line Boy	439.57	158.75	-	-	425.19
52	Front Sizer/Sizer	329.13	-	-	-	329.13
53	Grinder-Carding Mach	511.93	395.51	-	-	504.05
54	Head Jobber	605.41	488.57	-	-	602.81
55	Jobber/Fancy Jobber	400.69	192.31	-	-	400.42
56	Lot Maker/Preparer	442.64	-	-	-	442.64
57	Machine Folder	413.79	183.33	-	-	412.74
58	Machine Op/Jigger	428.20	294.67	-	-	427.69
59	Packer/Yarn Packer	362.61	356.95	-	-	362.01
60	Printing Machine Op	400.22	-	-	-	400.22
61	Reacher	361.22	-	-	-	361.22
62	Reeler	294.99	271.06	-	-	292.87
63	Ring Doffer	364.66	240.00	-	-	329.04
64	Ring Piecer/Frame Te	425.52	-	-	-	425.52
65	Roller Coverer	381.56	269.23	-	-	376.46
66	Simplex Tenter	299.14	191.78	-	-	259.75
67	Stenter Operator	542.49	-	-	-	542.49
68	Spinner	265.45	188.28	-	-	228.31
69	Tape Man	713.33	-	-	-	713.33
70	Sider/Two For One Te	275.23	284.97	-	-	276.60
71	Twister-Thrower	356.58	-	-	-	356.58
72	Warper-All Types	452.36	276.26	-	-	439.74
73	Weaver-Power Loom	357.29	278.94	-	-	356.80
74	Weaver-High Speed	409.74	-	-	-	409.74
75	Weft Distributor	532.45	-	-	-	532.45
76	Winder	375.82	257.19	-	-	355.36
77	Mach Op-Draw Textur	389.28	-	-	-	389.28
78	Mach Op-Draw Twister	397.63	-	-	-	397.63
79	Mach Op-Jet Dyeing	519.46	-	-	-	519.46
80	Miscellaneous	430.16	677.20	-	-	430.96
V.	Jute Textiles	421.99	259.46	-	-	411.74
1	Beltman/Stitcher/Moc	624.99	499.17	-	-	614.90

Table 4.9

Sl. No.	Industry/Occupation	Average Daily Earnings (Rs.)				
		Men	Women	Adole- scents	Children	Overall
1	2	3	4	5	6	7
2	Blacksmith	426.43	-	-	-	426.43
3	Boiler Attendant	388.12	-	-	-	388.12
4	Boiler Maker	398.30	-	-	-	398.30
5	Carpenter	453.82	-	-	-	453.82
6	Checker	473.46	245.64	-	-	361.23
7	Compressor Operator	502.92	415.71	-	-	500.59
8	Coolie/Mazdoor	425.10	297.87	-	-	423.09
9	Driver	414.19	130.00	-	-	406.27
10	Electrician	390.38	-	-	-	390.38
11	Fireman	374.88	-	-	-	374.88
12	Fitter	436.13	-	-	-	436.13
13	Mech/Elec Foreman	347.31	-	-	-	347.31
14	Helper	403.06	257.67	-	-	394.76
15	Loader/Unloader	426.95	-	-	-	426.95
16	Mistry/Kangani	466.55	-	-	-	466.55
17	Mason	426.81	-	-	-	426.81
18	Mechanic (General)	492.78	275.00	-	-	492.06
19	Motor Mechanic	323.70	-	-	-	323.70
20	Oilman/Greaser	445.73	-	-	-	445.73
21	Packer	315.54	263.55	-	-	283.93
22	Painter	306.76	-	-	-	306.76
23	Picker	454.02	-	-	-	454.02
24	Plumber	358.58	-	-	-	358.58
25	Press Man	448.34	-	-	-	448.34
26	Pump Attendant	305.53	-	-	-	305.53
27	Sign Maker	481.70	-	-	-	481.70
28	Supervisor	425.10	231.67	-	-	419.00
29	Sweeper	410.56	230.34	-	-	382.50
30	Switch Board Attedan	509.37	-	-	-	509.37
31	Tailor	619.01	-	-	-	619.01
32	Turner	390.21	-	-	-	390.21
33	Watchman	349.80	359.04	-	-	349.84
34	Welder	415.06	-	-	-	415.06
35	Wireman	469.12	-	-	-	469.12
36	Af. Treat. Plant Op.	414.61	-	-	-	414.61
37	Gen./Turbo Operator	457.11	-	-	-	457.11
38	Khalashi	482.56	-	-	-	482.56
39	Store Keeper	401.61	-	-	-	401.61
40	Apprentices/Trainees	271.87	199.02	-	-	243.20
41	Beamer	443.88	301.21	-	-	437.53
42	Breaker Feeder	380.32	259.37	-	-	364.17
43	Beamer Tier & Joiner	513.39	-	-	-	513.39
44	Breaker Receiver	455.38	278.33	-	-	434.38
45	Calander Feeder/Man	441.13	212.24	-	-	414.08
46	Cop Winder	427.12	239.24	-	-	390.03
47	Finisher & Receiver	426.12	271.91	-	-	405.61
48	First Drawing Receiv	342.87	330.00	-	-	342.69
49	First Pressman	470.60	-	-	-	470.60
50	Hand Sewer	337.61	223.98	-	-	331.11
51	Head Mistry/Charge H	507.36	-	-	-	507.36

Table 4.9

Sl. No.	Industry/Occupation	Average Daily Earnings (Rs.)				
		Men	Women	Adole- scents	Children	Overall
1	2	3	4	5	6	7
52	Head Sirdar/Supervis	431.22	-	-	-	431.22
53	Hessian Warp/Weft Sp	480.48	339.66	-	-	480.28
54	Heamming Machine Opt	422.55	181.80	-	-	418.93
55	Pickerman/Ankarwalla	456.73	-	-	-	456.73
56	Pin Boy/Bar Boy	419.59	-	-	-	419.59
57	Root Cutter	547.59	290.10	-	-	535.43
58	Sacking Loom Weaver	383.80	303.35	-	-	382.74
59	Sacking Weft Spinner	390.11	275.65	-	-	374.89
60	Sectional Sirdar	420.50	233.29	-	-	416.91
61	Selector	433.69	-	-	-	433.69
62	Sewing Machine Op	498.06	-	-	-	498.06
63	Softner Feeder	404.48	432.79	-	-	404.57
64	Softner Receiver	430.25	294.47	-	-	426.99
65	Sp Shifter/Bobbin Ca	385.69	250.11	-	-	337.10
66	Starchman	330.25	286.67	-	-	317.80
67	Teaser Feeder	385.18	-	-	-	385.18
68	Twister/Doubler	365.34	327.48	-	-	362.65
69	Warp Winder	419.79	265.07	-	-	395.38
70	Miscellaneous	355.61	269.65	-	-	352.69
All Textile Industries		402.88	306.94	-	-	385.37

TABLE 4.10

## AVERAGE DAILY EARNINGS OF PIECE-RATED WORKERS IN INDUSTRIES BY OCCUPATION AND SEXAGE

Sl. No.	Industry/Occupation	Average Daily Earnings (Rs.)				
		Men	Women	Adole- scents	Children	Overall
1	2	3	4	5	6	7
I.	Cotton Textiles	306.74	179.53	-	-	237.40
	1 Reeler	666.66	-	-	-	666.66
	2 Spinner	-	110.36	-	-	110.36
	3 Reliever (Weaver)	302.02	278.15	-	-	294.84
	4 Winder (All Types)/T	346.21	396.81	-	-	369.63
	5 Weft Carrier-cum-Emp	233.00	-	-	-	233.00
II.	Woollen Textiles	-	438.34	-	-	438.34
	1 Reeler/Knotter	-	438.34	-	-	438.34
III.	Silk Textiles	284.86	274.99	-	-	283.32
	1 Helper	208.36	-	-	-	208.36
	2 Cloth Checker	200.00	-	-	-	200.00
	3 Hand Folder	206.25	-	-	-	206.25
	4 Printer-Machine/Hand	119.36	139.31	-	-	129.34
	5 Warper	208.00	-	-	-	208.00
	6 Weaver-Auto Loom	202.53	-	-	-	202.53
	7 Weaver-Ordinary	395.39	287.32	-	-	364.91
	8 Winder	200.29	-	-	-	200.29
IV.	Synthetic Textiles	256.59	280.51	-	-	258.56
	1 Coolie/Mazdoor	270.23	186.67	-	-	217.06
	2 Press Man	286.15	-	-	-	286.15
	3 Supervisor	320.00	270.00	-	-	303.33
	4 Blender/Bale Breaker	357.33	-	-	-	357.33
	5 Card Tenter/Stripper	279.23	279.23	-	-	279.23
	6 Drawing Frame Tenter	282.55	282.55	-	-	282.55
	7 Machine Folder	609.62	-	-	-	609.62
	8 Machine Op/Jigger	356.06	-	-	-	356.06
	9 Packer/Yarn Packer	-	279.23	-	-	279.23
	10 Warper-All Types	253.33	-	-	-	253.33
	11 Weaver-Power Loom	-	331.91	-	-	331.91
	12 Winder	219.52	397.25	-	-	220.62
	13 Miscellaneous	308.95	299.56	-	-	308.17

Table 4.10

Sl. No.	Industry/Occupation	Average Daily Earnings (Rs.)				
		Men	Women	Adole- scents	Children	Overall
1	2	3	4	5	6	7
V.	Jute Textiles	456.55	343.09	-	-	455.84
	1 Sign Maker	451.54	-	-	-	451.54
	2 Beamer	452.37	-	-	-	452.37
	3 Cop Winder	453.52	343.09	-	-	443.00
	4 Hand Sewer	453.69	-	-	-	453.69
	5 Heamming Machine Opt	449.97	-	-	-	449.97
	6 Sacking Loom Weaver	458.98	-	-	-	458.98
	7 Miscellaneous	375.00	-	-	-	375.00
	All Textile Industries	298.73	192.63	-	-	267.36

TABLE 4.11  
AVERAGE DAILY EARNINGS OF WORKERS IN INDUSTRIES BY OCCUPATION AND SYSTEM OF PAYMENT

Sl. No.	Industry/Occupation	Average Daily Earnings (Rs.)		
		Time-Rated	Piece-Rated	Overall
1	2	3	4	5
I.	Cotton Textiles	365.04	237.40	363.97
	1 Beltman/Stitcher/Moc	387.34	-	387.34
	2 Boiler Attendant	640.31	-	640.31
	3 Carpenter	396.40	-	396.40
	4 Checker	375.62	-	375.62
	5 Compressor Operator	268.64	-	268.64
	6 Coolie/Mazdoor	382.06	-	382.06
	7 Driver	385.94	-	385.94
	8 Electrician	499.68	-	499.68
	9 Fireman	347.69	-	347.69
	10 Fitter	477.66	-	477.66
	11 Mech/Elec Foreman	652.71	-	652.71
	12 Helper	326.33	-	326.33
	13 Loader/Unloader	364.17	-	364.17
	14 Mistry/Kangani	417.59	-	417.59
	15 Mason	272.63	-	272.63
	16 Mechanic (General)	398.25	-	398.25
	17 Motor Mechanic	439.04	-	439.04
	18 Oilman/Greaser	435.10	-	435.10
	19 Packer	295.62	-	295.62
	20 Painter	619.25	-	619.25
	21 Picker	359.07	-	359.07
	22 Plumber	453.41	-	453.41
	23 Press Man	297.95	-	297.95
	24 Pump Attendant	267.68	-	267.68
	25 Sorter	296.19	-	296.19
	26 Supervisor	551.07	-	551.07
	27 Sweeper	335.50	-	335.50
	28 Switch Board Attedan	537.98	-	537.98
	29 Tailor	297.94	-	297.94
	30 Turner	400.73	-	400.73
	31 Watchman	327.43	-	327.43
	32 Welder	335.72	-	335.72
	33 Wireman	378.12	-	378.12
	34 Cutter	241.63	-	241.63
	35 Af. Treat. Plant Op.	499.91	-	499.91
	36 Gen./Turbo Operator	386.86	-	386.86
	37 Khalashi	428.57	-	428.57
	38 Store Keeper	414.99	-	414.99
	39 Apprentices/Trainees	393.78	-	393.78
	40 Back Sizer	388.33	-	388.33
	41 Bale Breaker/Feeder	359.27	-	359.27
	42 Baler	340.14	-	340.14
	43 Bobbin carrier	372.82	-	372.82
	44 Beam Carrier	481.09	-	481.09

Table 4.11

Sl. No.	Industry/Occupation	Average Daily Earnings (Rs.)		
		Time-Rated	Piece-Rated	Overall
1	2	3	4	5
45	Bleaching and Finish	396.64	-	396.64
46	Can Tenter/Card Tent	340.17	-	340.17
47	Creeler/Creel Boy	346.12	-	346.12
48	Comber Tenter	347.33	-	347.33
49	Color Man	432.67	-	432.67
50	Doffing Boy/Doffer	305.15	-	305.15
51	Drawer-In	376.64	-	376.64
52	Drawing Frame Worker	314.39	-	314.39
53	Dyeing Operator	448.29	-	448.29
54	Examiner	321.96	-	321.96
55	Front Sizer	340.71	-	340.71
56	Fog Machine Man	305.81	-	305.81
57	Godown Mixing Attend	320.60	-	320.60
58	Grinder/Flat Grinder	374.18	-	374.18
59	Head Jobber/Supervis	433.71	-	433.71
60	HHP Machine Man	299.09	-	299.09
61	Heald/Reed Repairer	537.26	-	537.26
62	Inter Tenter/Double	480.19	-	480.19
63	Jobber	426.12	-	426.12
64	Knotter/Knotex Machi	434.39	-	434.39
65	Lap/Can Carrier	400.65	-	400.65
66	Mercer. Feeding Op	177.24	-	177.24
67	Piece Carrier	328.92	-	328.92
68	Reacher	407.50	-	407.50
69	Reeler	362.14	666.66	362.44
70	Ring Doffer	322.97	-	322.97
71	Ring piecer/Ring fra	290.03	-	290.03
72	Roller Coverer	318.23	-	318.23
73	Slubbing/Simplex Ten	342.98	-	342.98
74	Spinner	329.65	110.36	323.37
75	Stripper	331.58	-	331.58
76	SBM Machine Man	316.38	-	316.38
77	Silver/Ribbon Lap Te	287.60	-	287.60
78	Speed Frame Tenter	287.96	-	287.96
79	Stitcher	278.32	-	278.32
80	Warper (All Types)	380.87	-	380.87
81	Reliever (Weaver)	392.70	294.84	381.83
82	Winder (All Types)/T	310.05	369.63	310.39
83	Weft Carrier-cum-Emp	381.88	233.00	380.97
84	Miscellaneous	450.68	-	450.68
II.	Woollen Textiles	457.18	438.34	457.17
1	Blacksmith	753.59	-	753.59
2	Boiler Attendant	444.27	-	444.27
3	Carpenter	250.00	-	250.00
4	Checker	402.24	-	402.24
5	Compressor Operator	336.47	-	336.47
6	Coolie/Mazdoor	340.58	-	340.58
7	Driver	406.91	-	406.91
8	Electrician	484.70	-	484.70



Table 4.11

Sl. No.	Industry/Occupation	Average Daily Earnings (Rs.)		
		Time-Rated	Piece-Rated	Overall
1	2	3	4	5
9	Fireman	316.40	-	316.40
10	Fitter	437.76	-	437.76
11	Mech/Elec Foreman	576.06	-	576.06
12	Helper	415.60	-	415.60
13	Loader/Unloader	391.19	-	391.19
14	Mechanic (General)	534.55	-	534.55
15	Oilman/Greaser	410.90	-	410.90
16	Packer	408.06	-	408.06
17	Painter	378.64	-	378.64
18	Picker	252.48	-	252.48
19	Plumber	373.08	-	373.08
20	Press Man	293.18	-	293.18
21	Sorter	222.80	-	222.80
22	Supervisor	499.25	-	499.25
23	Sweeper	414.80	-	414.80
24	Tailor	348.02	-	348.02
25	Turner	367.80	-	367.80
26	Watchman	322.50	-	322.50
27	Welder	312.27	-	312.27
28	Gen./Turbo Operator	323.76	-	323.76
29	Khalashi	761.91	-	761.91
30	Store Keeper	435.30	-	435.30
31	Apprentices/Trainees	417.74	-	417.74
32	Blendman	402.53	-	402.53
33	Bobbin Setter	483.42	-	483.42
34	Card/Hopper Feeder	543.42	-	543.42
35	Cleaner	691.69	-	691.69
36	Condenser Man	445.27	-	445.27
37	Darner/Cloth Minder	495.31	-	495.31
38	Doffer/Fly Frame	340.45	-	340.45
39	Drawing Man	390.49	-	390.49
40	Felter	476.19	-	476.19
41	Gill Box Man	469.63	-	469.63
42	Line Mistry	570.62	-	570.62
43	Milling Machine Man	445.08	-	445.08
44	Mule Minder/Spinner	485.97	-	485.97
45	Picker/Clipper Perch	551.53	-	551.53
46	Picker/Ring Spinner	499.08	-	499.08
47	Rag Cutting Mach Op	514.43	-	514.43
48	Reeler/Knotter	348.77	438.34	350.58
49	Roving machine Man	400.27	-	400.27
50	Scouring Machine Man	468.63	-	468.63
51	Twister/Doubler	526.32	-	526.32
52	Warper	407.82	-	407.82
53	Weaver	492.63	-	492.63
54	Weaver-Hand Loom	311.74	-	311.74
55	Weaver-Power Loom	380.23	-	380.23
56	Winder	387.87	-	387.87
57	Wool Dyer	548.65	-	548.65
58	Miscellaneous	548.13	-	548.13

Table 4.11

Sl. No.	Industry/Occupation	Average Daily Earnings (Rs.)		
		Time-Rated	Piece-Rated	Overall
1	2	3	4	5
III.	Silk Textiles	506.36	283.32	502.56
1	Beltman/Stitcher/Moc	226.87	-	226.87
2	Boiler Attendant	648.28	-	648.28
3	Carpenter	691.92	-	691.92
4	Checker	510.03	-	510.03
5	Compressor Operator	278.06	-	278.06
6	Coolie/Mazdoor	338.67	-	338.67
7	Driver	364.33	-	364.33
8	Electrician	611.27	-	611.27
9	Fireman	326.89	-	326.89
10	Fitter	636.38	-	636.38
11	Mech/Elec Foreman	1004.47	-	1004.47
12	Helper	330.33	208.36	329.13
13	Loader/Unloader	392.74	-	392.74
14	Mistry/Kangani	418.49	-	418.49
15	Mechanic (General)	530.32	-	530.32
16	Oilman/Greaser	247.52	-	247.52
17	Packer	310.13	-	310.13
18	Painter	233.34	-	233.34
19	Picker	123.17	-	123.17
20	Supervisor	737.85	-	737.85
21	Sweeper	361.33	-	361.33
22	Tailor	505.41	-	505.41
23	Turner	316.66	-	316.66
24	Watchman	436.12	-	436.12
25	Welder	370.59	-	370.59
26	Machine Man	304.35	-	304.35
27	Khalashi	1005.46	-	1005.46
28	Store Keeper	556.44	-	556.44
29	Apprentices/Trainees	123.87	-	123.87
30	Colour Mixer	306.83	-	306.83
31	Cooker	207.78	-	207.78
32	Creeler/Creel Boy	443.93	-	443.93
33	Cloth Checker	407.38	200.00	405.85
34	Card Tenter	200.00	-	200.00
35	Combing Machine Op	583.36	-	583.36
36	Doubler	328.62	-	328.62
37	Drawer-In	345.15	-	345.15
38	Finishman	473.67	-	473.67
39	Fleyer/Ring Frame Op	706.15	-	706.15
40	Hand Folder	472.15	206.25	457.38
41	Head Jobber	553.07	-	553.07
42	Jiggerman	308.29	-	308.29
43	Jobber	316.66	-	316.66
44	Knotter	247.68	-	247.68
45	Operator	525.34	-	525.34
46	Printer-Machine/Hand	513.48	129.34	505.80
47	Reacher	334.00	-	334.00
48	Reeler	707.39	-	707.39
49	Silk Cleaner	263.97	-	263.97

Table 4.11

Sl. No.	Industry/Occupation	Average Daily Earnings (Rs.)		
		Time-Rated	Piece-Rated	Overall
1	2	3	4	5
50	Sorter	849.51	-	849.51
51	Stentering Machine M	719.69	-	719.69
52	Twister	296.93	-	296.93
53	Warper	378.71	208.00	374.45
54	Washer	423.06	-	423.06
55	Weaver-Auto Loom	524.28	202.53	494.64
56	Weaver-Ordinary	796.55	364.91	745.23
57	Winder	314.62	200.29	312.41
58	Miscellaneous	405.88	-	405.88
IV.	Synthetic Textiles	411.96	258.56	409.36
1	Boiler Attendant	498.52	-	498.52
2	Boiler Maker	390.76	-	390.76
3	Carpenter	362.80	-	362.80
4	Checker	399.92	-	399.92
5	Compressor Operator	566.16	-	566.16
6	Coolie/Mazdoor	344.38	217.06	343.79
7	Driver	401.80	-	401.80
8	Electrician	485.72	-	485.72
9	Fireman	436.10	-	436.10
10	Fitter	441.22	-	441.22
11	Mech/Elec Foreman	724.85	-	724.85
12	Helper	332.43	-	332.43
13	Loader/Unloader	333.93	-	333.93
14	Mistry/Kangani	457.04	-	457.04
15	Mason	326.42	-	326.42
16	Mechanic (General)	588.15	-	588.15
17	Motor Mechanic	479.11	-	479.11
18	Oilman/Greaser	379.62	-	379.62
19	Packer	336.58	-	336.58
20	Painter	436.12	-	436.12
21	Picker	321.60	-	321.60
22	Plumber	450.21	-	450.21
23	Press Man	299.97	286.15	299.37
24	Pump Attendant	469.69	-	469.69
25	Supervisor	661.22	303.33	660.83
26	Sweeper	337.65	-	337.65
27	Switch Board Attedan	304.29	-	304.29
28	Tailor	444.81	-	444.81
29	Turner	500.05	-	500.05
30	Watchman	384.09	-	384.09
31	Welder	509.21	-	509.21
32	Wireman	436.51	-	436.51
33	Machine Man	497.57	-	497.57
34	Af. Treat. Plant Op.	713.24	-	713.24
35	Khalashi	298.16	-	298.16
36	Store Keeper	429.54	-	429.54
37	Apprentices/Trainees	246.71	-	246.71
38	Blender/Bale Breaker	273.94	357.33	281.55
39	Back Sizer	342.19	-	342.19

Table 4.11

Sl. No.	Industry/Occupation	Average Daily Earnings (Rs.)		
		Time-Rated	Piece-Rated	Overall
1	2	3	4	5
40	Bobbin Carrier	274.84	-	274.84
41	Beam Dying Mach Op	499.27	-	499.27
42	Card Tenter/Stripper	284.35	279.23	280.52
43	Checker	431.84	-	431.84
44	Creeler/Creel Boy	289.61	-	289.61
45	Cutting Machine Man	400.85	-	400.85
46	Darner/Locker Clip	389.92	-	389.92
47	Doffing Boy/Doffer	281.26	-	281.26
48	Drawer-In	428.73	-	428.73
49	Drawing Frame Tenter	293.31	282.55	287.31
50	Doubler	212.71	-	212.71
51	Finisher/Line Boy	425.19	-	425.19
52	Front Sizer/Sizer	329.13	-	329.13
53	Grinder-Carding Mach	504.05	-	504.05
54	Head Jobber	602.81	-	602.81
55	Jobber/Fancy Jobber	400.42	-	400.42
56	Lot Maker/Preparer	442.64	-	442.64
57	Machine Folder	412.74	609.62	414.52
58	Machine Op/Jigger	427.69	356.06	427.58
59	Packer/Yarn Packer	362.01	279.23	360.69
60	Printing Machine Op	400.22	-	400.22
61	Reacher	361.22	-	361.22
62	Reeler	292.87	-	292.87
63	Ring Doffer	329.04	-	329.04
64	Ring Piecer/Frame Te	425.52	-	425.52
65	Roller Coverer	376.46	-	376.46
66	Simplex Tenter	259.75	-	259.75
67	Stenter Operator	542.49	-	542.49
68	Spinner	228.31	-	228.31
69	Tape Man	713.33	-	713.33
70	Sider/Two For One Te	276.60	-	276.60
71	Twister-Thrower	356.58	-	356.58
72	Warper-All Types	439.74	253.33	439.45
73	Weaver-Power Loom	356.80	331.91	356.73
74	Weaver-High Speed	409.74	-	409.74
75	Weft Distributor	532.45	-	532.45
76	Winder	355.36	220.62	303.89
77	Mach Op-Draw Textur	389.28	-	389.28
78	Mach Op-Draw Twister	397.63	-	397.63
79	Mach Op-Jet Dyeing	519.46	-	519.46
80	Miscellaneous	430.96	308.17	430.01
V.	Jute Textiles	411.74	455.84	412.08
1	Beltman/Stitcher/Moc	614.90	-	614.90
2	Blacksmith	426.43	-	426.43
3	Boiler Attendant	388.12	-	388.12
4	Boiler Maker	398.30	-	398.30
5	Carpenter	453.82	-	453.82
6	Checker	361.23	-	361.23
7	Compressor Operator	500.59	-	500.59

Table 4.11

Sl. No.	Industry/Occupation	Average Daily Earnings (Rs.)		
		Time-Rated	Piece-Rated	Overall
1	2	3	4	5
8	Coolie/Mazdoor	423.09	-	423.09
9	Driver	406.27	-	406.27
10	Electrician	390.38	-	390.38
11	Fireman	374.88	-	374.88
12	Fitter	436.13	-	436.13
13	Mech/Elec Foreman	347.31	-	347.31
14	Helper	394.76	-	394.76
15	Loader/Unloader	426.95	-	426.95
16	Mistry/Kangani	466.55	-	466.55
17	Mason	426.81	-	426.81
18	Mechanic (General)	492.06	-	492.06
19	Motor Mechanic	323.70	-	323.70
20	Oilman/Greaser	445.73	-	445.73
21	Packer	283.93	-	283.93
22	Painter	306.76	-	306.76
23	Picker	454.02	-	454.02
24	Plumber	358.58	-	358.58
25	Press Man	448.34	-	448.34
26	Pump Attendant	305.53	-	305.53
27	Sign Maker	481.70	451.54	460.90
28	Supervisor	419.00	-	419.00
29	Sweeper	382.50	-	382.50
30	Switch Board Attendan	509.37	-	509.37
31	Tailor	619.01	-	619.01
32	Turner	390.21	-	390.21
33	Watchman	349.84	-	349.84
34	Welder	415.06	-	415.06
35	Wireman	469.12	-	469.12
36	Af. Treat. Plant Op.	414.61	-	414.61
37	Gen./Turbo Operator	457.11	-	457.11
38	Khalashi	482.56	-	482.56
39	Store Keeper	401.61	-	401.61
40	Apprentices/Trainees	243.20	-	243.20
41	Beamer	437.53	452.37	437.99
42	Breaker Feeder	364.17	-	364.17
43	Beamer Tier & Joiner	513.39	-	513.39
44	Breaker Receiver	434.38	-	434.38
45	Calander Feeder/Man	414.08	-	414.08
46	Cop Winder	390.03	443.00	391.29
47	Finisher & Receiver	405.61	-	405.61
48	First Drawing Receiv	342.69	-	342.69
49	First Pressman	470.60	-	470.60
50	Hand Sewer	331.11	453.69	332.11
51	Head Mistry/Charge H	507.36	-	507.36
52	Head Sirdar/Supervis	431.22	-	431.22
53	Hessian Warp/Weft Sp	480.28	-	480.28
54	Heamming Machine Opt	418.93	449.97	419.37
55	Pickerman/Ankarwalla	456.73	-	456.73
56	Pin Boy/Bar Boy	419.59	-	419.59
57	Root Cutter	535.43	-	535.43
58	Sacking Loom Weaver	382.74	458.98	385.29

Table 4.11

Sl. No.	Industry/Occupation	Average Daily Earnings (Rs.)		
		Time-Rated	Piece-Rated	Overall
1	2	3	4	5
59	Sacking Weft Spinner	374.89	-	374.89
60	Sectional Sirdar	416.91	-	416.91
61	Selector	433.69	-	433.69
62	Sewing Machine Op	498.06	-	498.06
63	Softner Feeder	404.57	-	404.57
64	Softner Receiver	426.99	-	426.99
65	Sp Shifter/Bobbin Ca	337.10	-	337.10
66	Starchman	317.80	-	317.80
67	Teaser Feeder	385.18	-	385.18
68	Twister/Doubler	362.65	-	362.65
69	Warp Winder	395.38	-	395.38
70	Miscellaneous	352.69	375.00	353.06
All Textile Industries		385.37	267.36	384.13

TABLE 4.12  
AVERAGE DAILY EARNINGS OF WORKERS IN DIFFERENT OCCUPATIONS BY COMPONENTS

Sl. No.	Industry/Stratum	Average Daily Earnings (Rs.)							
		Basic Wage	Dearness Allowance	Bonus	HRA	TA	Other Allowances	Benefits in Kind	Overall
1	2	3	4	5	6	7	8	9	10
I.	Cotton Textiles	279.68	28.32	2.77	25.27	2.55	24.36	1.02	363.97
1	Beltman/Stitcher/Moc	339.02	-	-	31.36	-	16.96	-	387.34
2	Boiler Attendant	608.59	2.85	0.53	12.59	3.63	7.55	4.57	640.31
3	Carpenter	361.04	33.42	-	1.68	-	0.26	-	396.40
4	Checker	298.01	15.34	2.82	33.19	1.53	23.07	1.66	375.62
5	Compressor Operator	202.34	0.51	-	65.17	0.02	0.60	-	268.64
6	Coolie/Mazdoor	209.14	127.04	0.06	20.50	1.58	23.74	-	382.06
7	Driver	310.69	8.50	0.50	29.65	1.42	34.96	0.22	385.94
8	Electrician	304.08	31.53	2.45	70.92	2.90	87.71	0.09	499.68
9	Fireman	195.18	25.91	8.77	61.86	-	50.64	5.33	347.69
10	Fitter	377.90	33.89	0.08	30.14	2.66	32.18	0.81	477.66
11	Mech/Elec Foreman	572.80	25.21	-	29.72	0.25	24.46	0.27	652.71
12	Helper	271.13	15.78	1.14	18.50	0.94	17.86	0.98	326.33
13	Loader/Unloader	317.39	2.16	2.35	20.32	10.44	6.17	5.34	364.17
14	Mistry/Kangani	319.43	61.19	-	12.22	6.96	17.79	-	417.59
15	Mason	236.48	5.85	-	30.30	-	-	-	272.63
16	Mechanic (General)	236.00	76.39	0.04	34.02	6.88	44.91	0.01	398.25
17	Motor Mechanic	286.28	113.26	-	32.47	4.85	2.18	-	439.04
18	Oilman/Greaser	292.35	15.22	0.28	21.38	49.96	55.91	-	435.10
19	Packer	222.50	15.88	3.07	30.78	1.25	21.98	0.16	295.62
20	Painter	282.90	-	-	153.40	-	182.95	-	619.25
21	Picker	295.46	-	-	24.54	14.53	24.54	-	359.07
22	Plumber	291.52	53.61	-	52.95	4.84	50.49	-	453.41
23	Press Man	279.25	10.10	-	1.37	5.04	2.19	-	297.95
24	Pump Attendant	230.75	25.25	0.76	3.58	-	7.34	-	267.68

Table 4.12

Sl. No.	Industry/Stratum	Average Daily Earnings (Rs.)							Overall
		Basic Wage	Dearness Allowance	Bonus	HRA	TA	Other Allowances	Benefits in Kind	
1	2	3	4	5	6	7	8	9	10
25	Sorter	291.10	-	-	-	-	0.97	4.12	296.19
26	Supervisor	443.80	14.29	2.12	35.39	13.49	39.30	2.68	551.07
27	Sweeper	284.31	24.62	0.33	10.18	2.15	11.90	2.01	335.50
28	Switch Board Attedan	343.38	-	-	137.36	50.36	6.88	-	537.98
29	Tailor	262.01	11.19	0.72	21.07	1.67	1.28	-	297.94
30	Turner	339.06	17.74	-	5.99	-	37.94	-	400.73
31	Watchman	277.18	17.29	1.58	17.62	0.71	12.96	0.09	327.43
32	Welder	305.14	6.71	0.47	12.57	1.89	7.46	1.48	335.72
33	Wireman	309.63	16.09	0.61	28.03	3.42	16.00	4.34	378.12
34	Cutter	158.75	40.15	-	7.04	24.44	11.25	-	241.63
35	Af. Treat. Plant Op.	357.20	11.91	3.76	69.51	2.15	54.95	0.43	499.91
36	Gen./Turbo Operator	300.49	61.39	-	9.30	-	15.68	-	386.86
37	Khalashi	181.41	110.50	-	93.75	-	42.91	-	428.57
38	Store Keeper	277.94	67.66	1.01	38.01	1.59	27.92	0.86	414.99
39	Apprentices/Trainees	200.70	8.31	10.01	79.59	2.05	81.99	11.13	393.78
40	Back Sizer	349.37	6.48	0.15	25.27	0.24	6.82	-	388.33
41	Bale Breaker/Feeder	280.62	19.26	1.35	38.23	1.17	16.43	2.21	359.27
42	Baler	279.23	2.90	3.39	26.60	-	28.02	-	340.14
43	Bobbin carrier	200.26	29.13	23.04	76.70	1.61	42.08	-	372.82
44	Beam Carrier	391.36	5.27	1.09	62.03	3.22	17.31	0.81	481.09
45	Bleaching and Finish	299.89	48.96	0.22	21.80	4.12	21.17	0.48	396.64
46	Can Tenter/Card Tent	223.68	42.23	5.64	35.11	1.56	30.70	1.25	340.17
47	Creeler/Creel Boy	252.92	-	-	38.23	4.01	50.82	0.14	346.12
48	Comber Tenter	252.61	21.23	1.50	37.98	6.45	26.44	1.12	347.33
49	Color Man	371.46	-	0.24	58.21	1.15	1.03	0.58	432.67
50	Doffing Boy/Doffer	288.00	16.79	-	-	-	0.36	-	305.15
51	Drawer-In	343.32	12.10	0.48	11.33	2.55	6.46	0.40	376.64
52	Drawing Frame Worker	231.64	25.06	14.11	16.34	0.40	26.55	0.29	314.39
53	Dyeing Operator	301.72	50.97	0.13	27.98	-	67.49	-	448.29
54	Examiner	218.34	1.22	-	102.40	-	-	-	321.96
55	Front Sizer	295.42	16.62	0.46	11.27	6.17	10.77	-	340.71
56	Fog Machine Man	257.15	2.41	-	12.63	-	33.62	-	305.81
57	Godown Mixing Attend	292.79	9.43	-	9.33	0.26	8.72	0.07	320.60



Table 4.12

Sl. No.	Industry/Stratum	Average Daily Earnings (Rs.)							
		Basic Wage	Dearness Allowance	Bonus	HRA	TA	Other Allowances	Benefits in Kind	Overall
1	2	3	4	5	6	7	8	9	10
58	Grinder/Flat Grinder	340.52	2.88	4.48	20.74	1.87	3.69	-	374.18
59	Head Jobber/Supervis	344.23	41.25	0.76	15.29	4.17	22.46	5.55	433.71
60	HTHP Machine Man	250.00	-	40.91	-	-	8.18	-	299.09
61	Heald/Reed Repairer	506.48	-	-	18.81	11.97	-	-	537.26
62	Inter Tenter/Double	384.15	21.94	-	22.26	8.50	39.52	3.82	480.19
63	Jobber	338.25	43.97	1.79	20.98	3.91	15.13	2.09	426.12
64	Knotter/Knotex Machi	292.69	2.63	-	42.59	0.94	95.54	-	434.39
65	Lap/Can Carrier	317.41	16.73	0.19	33.56	5.05	23.76	3.95	400.65
66	Mercer. Feeding Op	173.99	-	-	2.64	-	0.61	-	177.24
67	Piece Carrier	279.99	1.15	32.11	3.70	0.46	11.02	0.49	328.92
68	Reacher	150.26	37.55	61.79	152.64	-	4.78	0.48	407.50
69	Reeler	296.61	45.86	5.24	5.95	2.36	6.33	0.09	362.44
70	Ring Doffer	282.57	14.94	1.87	12.16	0.19	9.24	2.00	322.97
71	Ring piecer/Ring fra	233.87	35.61	1.26	10.97	-	8.21	0.11	290.03
72	Roller Coverer	249.62	10.95	10.08	28.76	0.08	18.69	0.05	318.23
73	Slubbing/Simplex Ten	212.53	80.00	0.82	18.06	3.18	24.69	3.70	342.98
74	Spinner	226.89	34.44	4.98	28.05	2.78	26.19	0.04	323.37
75	Stripper	266.80	4.03	15.21	20.02	1.86	23.66	-	331.58
76	SBM Machine Man	305.22	11.16	-	-	-	-	-	316.38
77	Silver/Ribbon Lap Te	221.88	-	6.54	29.57	12.21	17.40	-	287.60
78	Speed Frame Tenter	215.37	10.62	5.69	37.18	0.78	18.32	-	287.96
79	Stitcher	169.61	106.73	0.06	1.10	-	0.72	0.10	278.32
80	Warper (All Types)	304.45	15.17	1.21	26.89	3.77	24.71	4.67	380.87
81	Reliever (Weaver)	301.52	7.66	7.12	23.62	2.11	38.12	1.68	381.83
82	Winder (All Types)/T	246.74	15.99	1.83	19.60	0.58	24.26	1.39	310.39
83	Weft Carrier-cum-Emp	324.48	6.17	1.66	19.50	4.25	20.66	4.25	380.97
84	Miscellaneous	234.92	115.74	0.68	41.86	13.36	43.88	0.24	450.68
II.	Woollen Textiles	305.47	92.70	3.63	18.01	4.09	30.23	3.04	457.17
1	Blacksmith	460.00	161.00	-	120.00	-	12.59	-	753.59
2	Boiler Attendant	398.50	23.60	3.26	2.04	-	14.64	2.23	444.27
3	Carpenter	250.00	-	-	-	-	-	-	250.00

Table 4.12

Sl. No.	Industry/Stratum	Average Daily Earnings (Rs.)							
		Basic Wage	Dearness Allowance	Bonus	HRA	TA	Other Allowances	Benefits in Kind	Overall
1	2	3	4	5	6	7	8	9	10
4	Checker	190.78	165.02	1.34	17.06	10.23	15.27	2.54	402.24
5	Compressor Operator	151.72	184.75	-	-	-	-	-	336.47
6	Coolie/Mazdoor	200.92	104.80	0.92	14.63	0.39	15.95	2.97	340.58
7	Driver	303.38	49.01	1.02	20.92	6.05	23.59	2.94	406.91
8	Electrician	303.70	63.52	6.87	29.12	14.64	59.97	6.88	484.70
9	Fireman	307.69	-	-	-	-	-	8.71	316.40
10	Fitter	310.72	92.33	0.96	8.34	4.50	17.02	3.89	437.76
11	Mech/Elec Foreman	556.55	2.03	-	4.31	1.18	5.45	6.54	576.06
12	Helper	276.78	94.05	3.73	15.68	1.07	23.95	0.34	415.60
13	Loader/Unloader	254.08	68.68	5.00	25.93	6.43	30.24	0.83	391.19
14	Mechanic (General)	258.25	161.08	10.12	38.34	1.43	64.53	0.80	534.55
15	Oilman/Greaser	332.36	39.73	-	35.58	-	3.23	-	410.90
16	Packer	296.92	78.01	1.57	4.78	6.36	14.78	5.64	408.06
17	Painter	373.08	-	-	-	-	5.56	-	378.64
18	Picker	243.59	-	-	3.33	-	5.56	-	252.48
19	Plumber	373.08	-	-	-	-	-	-	373.08
20	Press Man	258.46	-	-	18.66	13.34	1.00	1.72	293.18
21	Sorter	204.81	-	-	4.67	3.33	3.33	6.66	222.80
22	Supervisor	364.53	116.32	-	8.12	0.88	8.49	0.91	499.25
23	Sweeper	229.84	126.94	5.45	20.22	0.40	31.67	0.28	414.80
24	Tailor	333.02	-	-	2.78	-	12.22	-	348.02
25	Turner	367.80	-	-	-	-	-	-	367.80
26	Watchman	284.70	15.98	0.69	7.99	0.91	7.86	4.37	322.50
27	Welder	205.28	106.99	-	-	-	-	-	312.27
28	Gen./Turbo Operator	272.50	51.26	-	-	-	-	-	323.76
29	Khalashi	472.69	165.42	-	109.80	-	14.00	-	761.91
30	Store Keeper	317.17	20.07	6.00	23.28	15.15	47.07	6.56	435.30
31	Apprentices/Trainees	351.80	-	-	31.66	-	34.28	-	417.74
32	Blendman	375.21	3.10	-	2.61	-	4.32	17.29	402.53
33	Bobbin Setter	260.64	-	11.75	36.19	48.53	103.64	22.67	483.42
34	Card/Hopper Feeder	416.87	113.31	-	5.48	0.34	2.12	5.30	543.42
35	Cleaner	428.95	244.28	-	3.25	-	15.21	-	691.69
36	Condenser Man	421.66	-	-	5.24	0.17	5.04	13.16	445.27

Table 4.12

Sl. No.	Industry/Stratum	Average Daily Earnings (Rs.)							
		Basic Wage	Dearness Allowance	Bonus	HRA	TA	Other Allowances	Benefits in Kind	Overall
1	2	3	4	5	6	7	8	9	10
37	Darner/Cloth Minder	381.55	64.41	-	37.85	-	11.50	-	495.31
38	Doffer/Fly Frame	338.28	-	-	1.01	0.92	0.24	-	340.45
39	Drawing Man	201.62	184.95	0.56	1.01	-	1.69	0.66	390.49
40	Felter	425.17	8.33	-	2.78	-	26.14	13.77	476.19
41	Gill Box Man	376.36	58.54	-	8.83	0.87	19.27	5.76	469.63
42	Line Mistry	435.86	68.51	3.22	12.97	13.25	30.71	6.10	570.62
43	Milling Machine Man	369.89	73.84	-	1.07	-	0.15	0.13	445.08
44	Mule Minder/Spinner	261.34	80.28	7.16	32.57	28.27	62.79	13.56	485.97
45	Picker/Clipper Perch	250.29	139.08	12.82	57.28	4.84	87.22	-	551.53
46	Picker/Ring Spinner	328.55	54.00	8.16	34.05	7.36	61.33	5.63	499.08
47	Rag Cutting Mach Op	375.12	94.78	-	15.90	0.05	28.55	0.03	514.43
48	Reeler/Knotter	340.67	-	-	1.17	0.43	2.31	6.00	350.58
49	Roving machine Man	139.58	260.69	-	-	-	-	-	400.27
50	Scouring Machine Man	402.44	11.95	-	9.50	1.19	33.07	10.48	468.63
51	Twister/Doubler	505.53	3.45	-	-	-	2.08	15.26	526.32
52	Warper	282.76	116.22	-	4.98	-	3.86	-	407.82
53	Weaver	230.08	155.65	8.57	36.49	1.87	59.97	-	492.63
54	Weaver-Hand Loom	265.81	-	-	25.19	20.74	-	-	311.74
55	Weaver-Power Loom	133.74	246.49	-	-	-	-	-	380.23
56	Winder	183.65	198.14	-	4.07	-	2.01	-	387.87
57	Wool Dyer	324.03	85.81	11.08	41.26	9.88	72.68	3.91	548.65
58	Miscellaneous	316.00	100.81	-	39.61	-	90.42	1.29	548.13
III.	Silk Textiles	298.29	36.81	14.03	55.36	8.42	43.60	46.05	502.56
1	Beltman/Stitcher/Moc	115.51	-	-	46.20	11.55	53.61	-	226.87
2	Boiler Attendant	399.71	49.28	-	72.48	7.27	4.82	114.72	648.28
3	Carpenter	499.55	117.97	-	67.40	-	7.00	-	691.92
4	Checker	290.37	-	-	36.95	63.61	117.56	1.54	510.03
5	Compressor Operator	218.89	-	-	42.50	-	16.67	-	278.06
6	Coolie/Mazdoor	278.24	36.82	-	5.21	-	8.55	9.85	338.67
7	Driver	342.66	-	3.69	16.31	-	1.67	-	364.33
8	Electrician	308.55	31.59	6.53	63.81	14.44	89.72	96.63	611.27

Table 4.12

Sl. No.	Industry/Stratum	Average Daily Earnings (Rs.)							
		Basic Wage	Dearness Allowance	Bonus	HRA	TA	Other Allowances	Benefits in Kind	Overall
1	2	3	4	5	6	7	8	9	10
9	Fireman	307.69	-	-	19.20	-	-	-	326.89
10	Fitter	279.54	23.85	22.28	124.82	7.97	80.90	97.02	636.38
11	Mech/Elec Foreman	640.20	224.07	-	128.03	-	12.17	-	1004.47
12	Helper	278.73	2.05	26.75	7.19	2.14	12.08	0.19	329.13
13	Loader/Unloader	254.38	-	41.84	91.26	0.63	4.33	0.30	392.74
14	Mistry/Kangani	192.19	172.36	-	22.05	-	31.89	-	418.49
15	Mechanic (General)	311.50	13.51	39.36	66.73	10.78	85.06	3.38	530.32
16	Oilman/Greaser	247.52	-	-	-	-	-	-	247.52
17	Packer	210.43	-	23.72	55.41	5.15	13.29	2.13	310.13
18	Painter	233.34	-	-	-	-	-	-	233.34
19	Picker	123.17	-	-	-	-	-	-	123.17
20	Supervisor	457.40	29.10	2.89	98.96	20.70	127.34	1.46	737.85
21	Sweeper	278.12	34.31	13.58	27.45	1.34	5.41	1.12	361.33
22	Tailor	315.54	-	50.41	53.65	8.09	77.72	-	505.41
23	Turner	283.33	-	-	33.33	-	-	-	316.66
24	Watchman	315.12	28.80	16.19	42.48	16.02	16.80	0.71	436.12
25	Welder	244.22	-	29.61	96.76	-	-	-	370.59
26	Machine Man	271.02	-	-	33.33	-	-	-	304.35
27	Khalashi	640.10	224.03	-	128.00	-	13.33	-	1005.46
28	Store Keeper	341.52	13.51	60.62	88.24	17.47	33.20	1.88	556.44
29	Apprentices/Trainees	123.87	-	-	-	-	-	-	123.87
30	Colour Mixer	197.41	-	3.34	31.64	19.12	48.86	6.46	306.83
31	Cooker	192.50	-	-	2.78	-	12.50	-	207.78
32	Creeler/Creel Boy	392.87	-	-	-	20.19	30.87	-	443.93
33	Cloth Checker	285.84	7.32	37.33	66.21	5.21	3.94	-	405.85
34	Card Tenter	200.00	-	-	-	-	-	-	200.00
35	Combing Machine Op	200.45	85.67	1.58	66.37	19.50	45.83	163.96	583.36
36	Doubler	248.34	49.39	-	28.22	-	2.67	-	328.62
37	Drawer-In	240.27	85.33	-	10.57	-	8.98	-	345.15
38	Finishman	317.31	65.81	-	56.67	3.74	28.96	1.18	473.67
39	Fleyer/Ring Frame Op	596.15	-	-	100.00	-	-	10.00	706.15
40	Hand Folder	346.72	-	7.93	61.84	16.60	23.73	0.56	457.38
41	Head Jobber	375.02	-	-	11.56	93.66	72.83	-	553.07

Table 4.12

Sl. No.	Industry/Stratum	Average Daily Earnings (Rs.)							
		Basic Wage	Dearness Allowance	Bonus	HRA	TA	Other Allowances	Benefits in Kind	Overall
1	2	3	4	5	6	7	8	9	10
42	Jiggerman	188.28	17.69	2.25	10.17	2.54	68.72	18.64	308.29
43	Jobber	225.26	-	1.40	49.94	9.08	30.00	0.98	316.66
44	Knotter	169.51	-	-	37.19	10.23	30.75	-	247.68
45	Operator	313.75	0.52	29.85	86.13	1.60	93.05	0.44	525.34
46	Printer-Machine/Hand	471.07	6.58	0.90	8.54	-	17.24	1.47	505.80
47	Reacher	316.67	-	-	14.00	-	-	3.33	334.00
48	Reeler	458.90	169.78	-	42.51	-	36.20	-	707.39
49	Silk Cleaner	214.38	11.97	-	14.67	1.96	20.99	-	263.97
50	Sorter	544.22	189.31	1.07	56.08	4.83	51.92	2.08	849.51
51	Stentering Machine M	473.28	132.66	9.22	92.71	4.37	7.45	-	719.69
52	Twister	192.56	5.15	3.51	16.65	12.51	57.38	9.17	296.93
53	Warper	319.63	10.50	-	26.07	1.91	15.59	0.75	374.45
54	Washer	355.03	41.81	-	23.89	-	2.33	-	423.06
55	Weaver-Auto Loom	378.34	27.49	0.14	52.80	1.38	30.22	4.27	494.64
56	Weaver-Ordinary	359.48	45.39	-	81.12	11.91	61.30	186.03	745.23
57	Winder	199.96	44.06	18.45	34.37	1.48	14.03	0.06	312.41
58	Miscellaneous	272.90	-	31.29	71.07	19.66	10.88	0.08	405.88
IV.	Synthetic Textiles	347.41	25.99	1.16	10.11	4.86	19.30	0.53	409.36
1	Boiler Attendant	486.43	1.22	0.19	5.91	1.88	2.87	0.02	498.52
2	Boiler Maker	390.76	-	-	-	-	-	-	390.76
3	Carpenter	290.21	62.00	-	2.46	-	8.13	-	362.80
4	Checker	342.11	18.30	2.72	15.40	3.06	18.29	0.04	399.92
5	Compressor Operator	481.40	69.33	0.04	8.76	0.67	5.73	0.23	566.16
6	Coolie/Mazdoor	264.08	10.87	0.03	21.67	0.72	46.16	0.26	343.79
7	Driver	350.65	20.06	0.61	10.51	3.81	11.11	5.05	401.80
8	Electrician	434.78	19.23	1.91	13.02	2.42	14.01	0.35	485.72
9	Fireman	371.98	31.43	1.93	5.54	4.05	21.17	-	436.10
10	Fitter	384.14	14.03	2.52	14.69	5.45	20.14	0.25	441.22
11	Mech/Elec Foreman	672.68	7.37	4.13	17.56	5.75	16.79	0.57	724.85
12	Helper	290.68	11.12	0.43	6.48	0.73	22.72	0.27	332.43
13	Loader/Unloader	264.21	11.58	2.31	29.27	5.87	20.28	0.41	333.93

Table 4.12

Sl. No.	Industry/Stratum	Average Daily Earnings (Rs.)							
		Basic Wage	Dearness Allowance	Bonus	HRA	TA	Other Allowances	Benefits in Kind	Overall
1	2	3	4	5	6	7	8	9	10
14	Mistry/Kangani	421.41	35.63	-	-	-	-	-	457.04
15	Mason	248.82	77.33	-	-	-	0.27	-	326.42
16	Mechanic (General)	543.36	-	1.62	32.83	2.13	7.82	0.39	588.15
17	Motor Mechanic	444.49	-	-	30.06	4.56	-	-	479.11
18	Oilman/Greaser	273.30	24.16	5.17	34.37	6.03	36.59	-	379.62
19	Packer	281.20	14.68	0.62	16.39	17.31	6.38	-	336.58
20	Painter	408.24	27.77	-	0.11	-	-	-	436.12
21	Picker	321.60	-	-	-	-	-	-	321.60
22	Plumber	382.50	-	7.75	17.90	7.77	34.29	-	450.21
23	Press Man	257.06	3.36	0.44	-	-	16.30	22.21	299.37
24	Pump Attendant	93.46	376.23	-	-	-	-	-	469.69
25	Supervisor	586.48	8.03	5.19	23.75	6.60	30.19	0.59	660.83
26	Sweeper	290.48	23.70	0.59	7.57	3.00	11.98	0.33	337.65
27	Switch Board Attedan	225.93	78.36	-	-	-	-	-	304.29
28	Tailor	372.96	24.19	8.47	16.73	-	22.46	-	444.81
29	Turner	372.33	45.33	1.20	23.14	6.05	52.00	-	500.05
30	Watchman	341.52	8.77	1.17	10.27	3.56	18.10	0.70	384.09
31	Welder	377.45	30.44	7.53	23.12	11.72	58.95	-	509.21
32	Wireman	383.38	27.74	-	12.47	-	11.09	1.83	436.51
33	Machine Man	275.19	153.80	-	16.15	43.34	9.09	-	497.57
34	Af. Treat. Plant Op.	338.39	186.11	19.54	84.60	-	84.60	-	713.24
35	Khalashi	220.83	77.33	-	-	-	-	-	298.16
36	Store Keeper	377.09	7.82	2.82	24.29	3.64	12.28	1.60	429.54
37	Apprentices/Trainees	240.85	-	-	2.61	0.11	1.12	2.02	246.71
38	Blender/Bale Breaker	256.48	11.88	-	5.49	0.21	6.41	1.08	281.55
39	Back Sizer	308.86	-	1.97	12.96	-	11.40	7.00	342.19
40	Bobbin Carrier	227.21	-	2.38	13.74	-	30.68	0.83	274.84
41	Beam Dying Mach Op	453.63	8.16	0.75	7.02	5.94	20.65	3.12	499.27
42	Card Tenter/Stripper	215.34	57.84	-	2.27	0.40	4.67	-	280.52
43	Checker	369.40	13.96	1.65	7.92	7.08	30.73	1.10	431.84
44	Creeler/Creel Boy	273.02	7.78	3.60	2.83	0.78	1.60	-	289.61
45	Cutting Machine Man	338.98	55.56	-	-	-	6.31	-	400.85
46	Darner/Looker Clip	351.84	-	6.28	11.82	5.73	14.25	-	389.92

Table 4.12

Sl. No.	Industry/Stratum	Average Daily Earnings (Rs.)							
		Basic Wage	Dearness Allowance	Bonus	HRA	TA	Other Allowances	Benefits in Kind	Overall
1	2	3	4	5	6	7	8	9	10
47	Doffing Boy/Doffer	221.47	57.65	-	1.00	0.10	1.04	-	281.26
48	Drawer-In	313.72	-	0.01	3.98	25.88	85.14	-	428.73
49	Drawing Frame Tenter	235.70	43.13	0.12	2.86	-	5.50	-	287.31
50	Doubler	125.65	-	-	32.48	5.69	48.89	-	212.71
51	Finisher/Line Boy	358.39	50.27	-	4.18	5.68	6.67	-	425.19
52	Front Sizer/Sizer	298.99	28.74	-	1.05	0.35	-	-	329.13
53	Grinder-Carding Mach	502.15	-	-	-	-	1.90	-	504.05
54	Head Jobber	546.64	4.92	1.35	22.65	12.44	13.10	1.71	602.81
55	Jobber/Fancy Jobber	384.75	5.07	0.22	1.70	2.28	6.36	0.04	400.42
56	Lot Maker/Preparer	306.00	32.88	6.98	35.14	0.58	61.06	-	442.64
57	Machine Folder	390.78	1.90	0.66	14.14	4.73	2.31	-	414.52
58	Machine Op/Jigger	395.71	7.71	1.06	8.01	3.20	11.89	-	427.58
59	Packer/Yarn Packer	292.00	46.95	0.69	8.04	2.68	4.81	5.52	360.69
60	Printing Machine Op	368.85	5.19	0.09	7.95	4.20	7.69	6.25	400.22
61	Reacher	303.06	0.87	1.08	7.91	0.66	47.64	-	361.22
62	Reeler	289.73	3.14	-	-	-	-	-	292.87
63	Ring Doffer	329.04	-	-	-	-	-	-	329.04
64	Ring Piecer/Frame Te	309.84	-	-	17.69	-	97.99	-	425.52
65	Roller Coverer	305.62	49.37	8.64	8.64	1.82	2.37	-	376.46
66	Simplex Tenter	201.66	-	0.17	14.10	-	43.82	-	259.75
67	Stenter Operator	474.20	33.19	0.17	32.45	1.96	0.52	-	542.49
68	Spinner	198.49	0.67	-	8.63	0.68	19.84	-	228.31
69	Tape Man	708.33	-	-	-	-	5.00	-	713.33
70	Sider/Two For One Te	209.28	45.80	5.72	3.21	0.33	12.26	-	276.60
71	Twister-Thrower	333.74	-	11.20	11.20	0.44	-	-	356.58
72	Warper-All Types	394.31	13.66	1.56	9.37	1.81	18.74	-	439.45
73	Weaver-Power Loom	315.73	4.78	0.31	14.65	8.71	12.55	-	356.73
74	Weaver-High Speed	339.05	1.22	10.78	22.89	6.37	26.03	3.40	409.74
75	Weft Distributor	362.10	150.99	1.10	12.36	2.10	3.80	-	532.45
76	Winder	278.23	4.91	1.39	7.61	0.96	10.79	-	303.89
77	Mach Op-Draw Textur	322.59	18.25	3.61	12.97	4.31	27.55	-	389.28
78	Mach Op-Draw Twister	326.35	24.67	1.36	6.86	13.18	25.21	-	397.63
79	Mach Op-Jet Dyeing	429.70	10.46	0.07	9.42	20.42	48.72	0.67	519.46

Table 4.12

Sl. No.	Industry/Stratum	Average Daily Earnings (Rs.)							
		Basic Wage	Dearness Allowance	Bonus	HRA	TA	Other Allowances	Benefits in Kind	Overall
1	2	3	4	5	6	7	8	9	10
80	Miscellaneous	261.93	127.56	1.38	10.34	1.45	26.73	0.62	430.01
V.	Jute Textiles	111.53	257.18	4.00	20.97	1.38	17.00	0.02	412.08
1	Beltman/Stitcher/Moc	163.37	13.99	-	65.76	371.78	-	-	614.90
2	Blacksmith	125.21	271.63	10.73	16.28	-	2.58	-	426.43
3	Boiler Attendant	175.42	169.92	10.99	30.62	-	1.17	-	388.12
4	Boiler Maker	364.47	-	-	-	17.20	16.63	-	398.30
5	Carpenter	75.55	317.52	-	20.40	0.92	39.43	-	453.82
6	Checker	122.26	131.58	-	55.99	-	51.23	0.17	361.23
7	Compressor Operator	77.00	354.02	-	17.56	-	52.01	-	500.59
8	Coolie/Mazdoor	102.38	289.62	1.54	18.65	0.26	10.64	-	423.09
9	Driver	303.79	60.67	1.57	20.70	0.37	19.17	-	406.27
10	Electrician	193.99	160.47	1.47	23.47	0.81	10.17	-	390.38
11	Fireman	178.46	156.37	6.75	12.15	-	21.15	-	374.88
12	Fitter	123.98	256.36	0.14	29.99	0.69	24.97	-	436.13
13	Mech/Elec Foreman	204.18	42.08	-	24.63	9.81	66.59	0.02	347.31
14	Helper	125.65	228.77	1.77	17.96	0.13	20.48	-	394.76
15	Loader/Unloader	147.42	239.39	-	17.81	-	22.33	-	426.95
16	Mistry/Kangani	84.72	317.39	4.65	19.31	-	40.48	-	466.55
17	Mason	131.12	168.51	-	9.25	-	117.93	-	426.81
18	Mechanic (General)	78.76	282.32	9.72	30.58	3.61	87.07	-	492.06
19	Motor Mechanic	86.43	237.27	-	-	-	-	-	323.70
20	Oilman/Greaser	116.62	268.74	-	20.02	1.34	39.01	-	445.73
21	Packer	213.19	8.89	-	44.35	-	17.50	-	283.93
22	Painter	306.76	-	-	-	-	-	-	306.76
23	Picker	37.80	393.17	-	23.05	-	-	-	454.02
24	Plumber	91.41	200.76	-	46.69	-	19.72	-	358.58
25	Press Man	56.87	368.91	-	22.56	-	-	-	448.34
26	Pump Attendant	236.66	21.42	11.82	12.96	-	22.67	-	305.53
27	Sign Maker	293.30	124.10	6.96	6.79	14.86	14.89	-	460.90
28	Supervisor	373.44	9.63	0.01	24.89	1.94	8.44	0.65	419.00
29	Sweeper	155.41	193.11	3.39	22.10	0.97	7.36	0.16	382.50



Table 4.12

Sl. No.	Industry/Stratum	Average Daily Earnings (Rs.)							
		Basic Wage	Dearness Allowance	Bonus	HRA	TA	Other Allowances	Benefits in Kind	Overall
1	2	3	4	5	6	7	8	9	10
30	Switch Board Attedan	15.09	337.28	-	72.33	-	84.67	-	509.37
31	Tailor	618.34	-	-	-	-	0.67	-	619.01
32	Turner	124.42	227.13	-	22.30	-	16.36	-	390.21
33	Watchman	203.77	92.25	0.42	26.99	0.90	25.32	0.19	349.84
34	Welder	114.48	223.96	8.21	24.43	-	43.98	-	415.06
35	Wireman	14.77	316.56	-	68.01	-	69.78	-	469.12
36	Af. Treat. Plant Op.	248.77	-	-	82.92	-	82.92	-	414.61
37	Gen./Turbo Operator	71.27	364.07	-	21.77	-	-	-	457.11
38	Khalashi	34.32	403.98	-	20.63	-	23.63	-	482.56
39	Store Keeper	194.60	102.80	-	75.10	10.24	18.87	-	401.61
40	Apprentices/Trainees	242.95	-	-	-	-	0.25	-	243.20
41	Beamer	107.90	293.05	4.59	19.59	0.74	12.12	-	437.99
42	Breaker Feeder	156.75	182.43	0.15	19.62	-	5.21	0.01	364.17
43	Beamer Tier & Joiner	93.03	336.00	1.61	37.46	-	45.29	-	513.39
44	Breaker Receiver	80.06	288.80	0.35	27.45	-	37.71	0.01	434.38
45	Calander Feeder/Man	76.33	286.48	2.21	31.34	0.14	17.50	0.08	414.08
46	Cop Winder	95.49	259.38	8.62	19.47	1.34	6.99	-	391.29
47	Finisher & Receiver	89.21	268.97	0.07	26.56	-	20.80	-	405.61
48	First Drawing Receiv	140.67	164.62	4.41	13.20	-	19.79	-	342.69
49	First Pressman	57.32	359.56	2.30	19.91	-	31.51	-	470.60
50	Hand Sewer	212.51	105.92	2.17	7.98	0.16	3.37	-	332.11
51	Head Mistry/Charge H	125.33	293.78	1.68	24.35	4.35	57.79	0.08	507.36
52	Head Sirdar/Supervis	198.68	145.47	4.11	24.76	-	58.20	-	431.22
53	Hessian Warp/Weft Sp	81.07	326.04	4.58	17.42	0.30	50.87	-	480.28
54	Heamming Machine Opt	167.12	213.85	8.49	20.38	0.38	8.64	0.51	419.37
55	Pickerman/Ankarwalla	63.11	360.69	2.09	21.60	-	9.19	0.05	456.73
56	Pin Boy/Bar Boy	78.77	281.19	4.81	28.54	-	26.28	-	419.59
57	Root Cutter	54.85	440.13	15.87	19.60	-	4.98	-	535.43
58	Sacking Loom Weaver	109.95	245.04	6.23	16.47	0.71	6.88	0.01	385.29
59	Sacking Weft Spinner	74.06	256.61	0.51	27.37	-	16.34	-	374.89
60	Sectional Sirdar	166.54	214.62	4.14	12.09	0.32	19.20	-	416.91
61	Selector	76.61	316.79	5.56	23.68	0.41	10.64	-	433.69
62	Sewing Machine Op	39.85	401.57	20.85	22.14	-	13.65	-	498.06

Table 4.12

Sl. No.	Industry/Stratum	Average Daily Earnings (Rs.)							
		Basic Wage	Dearness Allowance	Bonus	HRA	TA	Other Allowances	Benefits in Kind	Overall
1	2	3	4	5	6	7	8	9	10
63	Softner Feeder	96.28	279.21	2.94	14.08	0.26	11.80	-	404.57
64	Softner Receiver	91.79	299.55	12.69	17.22	0.66	5.08	-	426.99
65	Sp Shifter/Bobbin Ca	123.00	155.57	2.77	36.51	-	19.23	0.02	337.10
66	Starchman	238.80	61.78	-	3.56	-	13.66	-	317.80
67	Teaser Feeder	104.74	259.51	0.04	18.57	1.42	0.90	-	385.18
68	Twister/Doubler	163.24	177.68	2.90	12.15	0.34	5.80	0.54	362.65
69	Warp Winder	99.59	257.31	3.77	24.93	0.48	9.30	-	395.38
70	Miscellaneous	134.61	184.61	6.38	14.03	-	13.43	-	353.06
All Textile Industries		276.10	58.07	2.60	20.89	3.06	22.31	1.10	384.13

TABLE 4.13  
TREND IN AVERAGE DAILY EARNINGS AND REAL EARNINGS OF WORKERS AT FIRST ROUND REFERENCE YEAR PRICE

Sl. No.	Industry/ OWS Round Number/ Reference Year	Average Daily Earnings (Rs.) of Workers						Real Earnings (Rs.)	Percentage\$		
		By Sex-age Groups				By System of Wage payment			Earnings at Current Price	Real Earnings	
		Men	Women	Adole- scents	Child.	Time Rated	Piece Rated				
<b>I. Cotton Textiles</b>											
	First Round(1958)	4.03	2.86	-	0.72	3.71	4.24	3.94	3.94	-	-
	Second Round(1963)	6.06	4.76	-	-	4.56	5.69	5.69	4.22	44.42	7.11
	Third Round(1975)	14.58	11.63	4.22	-	14.43	15.53	11.99	3.44	110.72	-19.80
	Fourth Round(1987)	42.78	29.74	-	-	41.41	44.26	42.22	5.40	252.13	49.75
	Fifth Round(1994)	78.12	73.24	-	-	77.37	79.02	77.77	5.22	84.20	-4.57
	Sixth Round(2006)	131.52	76.41	-	-	121.50	108.58	120.88	3.96	55.43	-31.98
	Seventh Round(2016)	380.92	314.40	-	-	365.04	237.40	363.97	5.35	201.10	35.10
<b>II. Woollen Textiles</b>											
	First Round(1958)	3.59	1.55	-	0.87	3.15	4.43	3.47	3.47	-	-
	Second Round(1963)	4.89	4.37	-	0.69	4.54	5.64	4.84	3.59	39.48	3.46
	Third Round(1975)	13.76	8.22	-	0.82	12.09	14.86	10.04	2.88	107.44	-20.46
	Fourth Round(1986)	35.83	35.96	-	-	34.06	43.25	35.84	4.99	256.97	60.80
	Fifth Round(1994)	69.31	59.24	-	-	69.05	68.29	68.96	4.63	92.41	-10.37
	Sixth Round(2006)	176.83	113.16	-	-	176.57	97.57	175.93	5.77	155.12	32.85
	Seventh Round(2016)	460.35	379.55	-	-	457.18	438.34	457.17	6.72	159.86	16.46

Table 4.13

Sl. No.	Industry/ OWS Round Number/ Reference Year	Average Daily Earnings (Rs.) of Workers						Real Earnings (Rs.)	Percentage\$		
		By Sex-age Groups				By System of Wage payment			Earnings at Current Price	Change in Real Earnings	
		Men	Women	Adole- scents	Child.	Time Rated	Piece Rated				
-----											
III. Silk Textiles											
	First Round(1958)	4.09	1.68	-	0.78	2.83	4.91	3.89	3.89	-	-
	Second Round(1963)	4.84	2.38	-	0.66	3.88	5.44	4.67	3.46	20.05	-11.05
	Third Round(1975)	10.42	7.10	-	1.33	9.97	12.54	9.61	2.75	105.78	-18.26
	Fourth Round(1987)	30.63	25.15	-	-	30.13	22.76	28.93	3.70	201.04	24.43
	Fifth Round(1994)	63.98	39.56	-	-	57.06	58.73	57.58	3.86	99.03	4.11
	Sixth Round(2006)	136.29	86.85	-	-	138.76	110.36	134.69	4.42	133.94	14.39
	Seventh Round(2016)	500.10	525.19	-	-	506.36	283.32	502.56	7.39	273.12	67.19
IV. Synthetic Textiles											
	Fourth Round(1987)	40.63	42.28	-	-	39.58	43.43	40.67	40.67	-	-
	Fifth Round(1994)	62.38	40.86	-	-	60.98	65.63	61.72	32.37	51.76	-20.41
	Sixth Round(2006)	140.90	87.50	-	-	137.72	179.44	139.06	35.64	125.31	8.04
	Seventh Round(2016)	425.08	252.92	-	-	411.96	258.56	409.36	47.06	194.38	32.04
V. Jute Textiles (*)											
	First Round(1958)	3.29	2.84	-	-	3.03	3.56	3.27	3.27	-	-
	Second Round(1963)	3.79	3.61	-	-	3.47	4.05	3.78	2.80	15.60	-14.37
	Third Round(1975)	14.66	15.59	-	-	14.61	16.21	14.69	4.21	288.62	43.12
	Fourth Round(1986)	42.22	42.00	-	-	42.93	41.16	42.21	5.87	187.34	50.76
	Fifth Round(1994)	89.73	85.99	-	-	91.48	86.97	89.63	6.01	112.34	4.28
	Sixth Round(2006)	216.18	125.76	-	-	180.19	225.30	215.31	7.06	140.22	32.11
	Seventh Round(2016)	422.27	259.52	-	-	411.74	455.84	412.08	6.06	91.39	-14.16

\$: Percentage increase has been measured with respect to that in the previous round.

\*: Not comparable with previous rounds due to coverage of mesta & other natural fibres in addition to Jute Textiles.

TABLE 5.1  
COEFFICIENT OF VARIATION IN AVERAGE WAGE RATES BY STRATUM

Sl. No.	Industry/Stratum	Percentage Coefficient of Variation on Average		
		Minimum Wage	Maximum Wage	Mean Wage
1	2	3	4	5
I.	Cotton Textiles	34.9024	38.4178	22.3803
	1 Punjab	22.0959	29.8771	8.4866
	2 Rajasthan	24.7396	34.6017	27.6041
	3 Gujarat	44.2201	29.7845	36.8670
	4 Maharashtra	37.2049	36.8808	15.2018
	5 Andhra Pradesh	19.2443	26.1773	31.9199
	6 Tamil Nadu	36.7642	44.0321	16.6009
	7 Residual	34.1934	36.4444	20.9578
II.	Woollen Textiles	27.6628	27.5557	22.1957
	1 Punjab	34.9518	36.4203	32.3491
	2 Haryana	18.0265	18.2273	14.5685
	3 Rajasthan	25.6882	21.3793	21.0809
	4 Residual	32.1503	36.0485	20.0041
III.	Silk Textiles	44.5317	45.0954	37.6811
	1 Maharashtra	24.6460	29.3760	37.4984
	2 Andhra Pradesh	55.8636	63.5042	56.6004
	3 Karnataka	46.2856	47.5187	30.3800
	4 Tamil Nadu	42.4378	55.4346	42.0003
	5 Residual	48.4041	45.3896	37.2299
IV.	Synthetic Textiles	30.7524	43.2377	31.2437
	1 Rajasthan	30.9213	26.8151	43.0284
	2 Gujarat	30.1531	49.4706	31.1623
	3 Dadra & N Haveli	33.4572	36.7654	22.7993
	4 Maharashtra	28.1770	40.6179	38.6597
	5 Residual	32.4634	34.4687	7.4896
V.	Jute Textiles	29.1956	32.6270	25.6550
	1 West Bengal	32.1952	36.7401	41.4971
	2 Tamil Nadu	31.2640	28.6426	26.9730
	3 Residual	27.1569	31.7381	16.6263
All Textile Industries		33.4954	39.9171	26.1209

TABLE 5.2  
COEFFICIENT OF VARIATION IN AVERAGE DAILY EARNINGS BY STRATUM

Sl. No.	Industry/Stratum	Percentage Coefficient of Variation
1	2	3
I.	Cotton Textiles	45.33
	1 Punjab	53.08
	2 Rajasthan	45.81
	3 Gujarat	40.99
	4 Maharashtra	40.84
	5 Andhra Pradesh	32.23
	6 Tamil Nadu	47.07
	7 Residual	45.57
II.	Woollen Textiles	39.45
	1 Punjab	45.32
	2 Haryana	36.75
	3 Rajasthan	38.08
	4 Residual	39.93
III.	Silk Textiles	58.73
	1 Maharashtra	38.92
	2 Andhra Pradesh	54.30
	3 Karnataka	56.01
	4 Tamil Nadu	81.90
	5 Residual	62.15
IV.	Synthetic Textiles	46.23
	1 Rajasthan	44.14
	2 Gujarat	44.18
	3 Dadra & N Haveli	48.16
	4 Maharashtra	44.79
	5 Residual	51.27
V.	Jute Textiles	41.37
	1 West Bengal	24.08
	2 Tamil Nadu	46.92
	3 Residual	43.38
All Textile Industries		45.57

TABLE 5.3  
COEFFICIENT OF VARIATION IN AVERAGE DAILY EARNINGS BY OCCUPATION

Sl. No.	Industry/Stratum	Percentage Coefficient of Variation
1	2	3
I.	Cotton Textiles	45.33
	1 Beltman/Stitcher/Moc	16.44
	2 Boiler Attendant	45.72
	3 Carpenter	12.86
	4 Checker	37.98
	5 Compressor Operator	27.90
	6 Coolie/Mazdoor	31.57
	7 Driver	38.02
	8 Electrician	70.91
	9 Fireman	34.91
	10 Fitter	40.03
	11 Mech/Elec Foreman	48.09
	12 Helper	31.32
	13 Loader/Unloader	33.54
	14 Mistry/Kangani	33.28
	15 Mason	17.30
	16 Mechanic (General)	46.79
	17 Motor Mechanic	27.92
	18 Oilman/Greaser	36.53
	19 Packer	29.83
	20 Painter	41.61
	21 Picker	15.35
	22 Plumber	27.77
	23 Press Man	5.37
	24 Pump Attendant	34.11
	25 Sorter	7.53
	26 Supervisor	40.93
	27 Sweeper	32.52
	28 Switch Board Attedan	-
	29 Tailor	21.61
	30 Turner	32.86
	31 Watchman	36.75
	32 Welder	37.58
	33 Wireman	35.07
	34 Cutter	-
	35 Af. Treat. Plant Op.	54.86
	36 Gen./Turbo Operator	34.36
	37 Khalashi	3.31
	38 Store Keeper	33.27
	39 Apprentices/Trainees	40.34
	40 Back Sizer	37.88
	41 Bale Breaker/Feeder	36.34
	42 Baler	29.44
	43 Bobbin carrier	35.54
	44 Beam Carrier	25.03
	45 Bleaching and Finish	32.42

Table 5.3

Sl. No.	Industry/Stratum	Percentage Coefficient of Variation
1	2	3
46	Can Tenter/Card Tent	41.65
47	Creeler/Creel Boy	20.01
48	Comber Tenter	45.24
49	Color Man	38.88
50	Doffing Boy/Doffer	29.25
51	Drawer-In	53.41
52	Drawing Frame Worker	44.34
53	Dyeing Operator	48.18
54	Examiner	48.76
55	Front Sizer	47.81
56	Fog Machine Man	31.84
57	Godown Mixing Attend	34.70
58	Grinder/Flat Grinder	40.73
59	Head Jobber/Supervis	43.93
60	HHP Machine Man	-
61	Heald/Reed Repairer	32.46
62	Inter Tenter/Double	41.33
63	Jobber	37.52
64	Knotter/Knotex Machi	33.26
65	Lap/Can Carrier	53.04
66	Mercer. Feeding Op	26.29
67	Piece Carrier	40.28
68	Reacher	40.73
69	Reeler	28.46
70	Ring Doffer	28.90
71	Ring piecer/Ring fra	39.37
72	Roller Coverer	39.76
73	Slubbing/Simplex Ten	48.88
74	Spinner	30.35
75	Stripper	35.51
76	SBM Machine Man	93.41
77	Silver/Ribbon Lap Te	32.73
78	Speed Frame Tenter	39.24
79	Stitcher	25.52
80	Warper (All Types)	38.78
81	Reliever (Weaver)	37.07
82	Winder (All Types)/T	36.24
83	Weft Carrier-cum-Emp	41.56
84	Miscellaneous	50.51
II.	Woollen Textiles	39.45
1	Blacksmith	-
2	Boiler Attendant	31.66
3	Carpenter	-
4	Checker	45.80
5	Compressor Operator	14.91
6	Coolie/Mazdoor	39.15
7	Driver	28.37
8	Electrician	29.92
9	Fireman	-
10	Fitter	30.45



Table 5.3

Sl. No.	Industry/Stratum	Percentage Coefficient of Variation
1	2	3
11	Mech/Elec Foreman	21.55
12	Helper	38.05
13	Loader/Unloader	39.35
14	Mechanic (General)	24.60
15	Oilman/Greaser	65.59
16	Packer	33.11
17	Painter	-
18	Picker	54.11
19	Plumber	-
20	Press Man	48.24
21	Sorter	8.29
22	Supervisor	36.70
23	Sweeper	31.09
24	Tailor	22.24
25	Turner	9.08
26	Watchman	35.36
27	Welder	27.30
28	Gen./Turbo Operator	3.62
29	Khalashi	-
30	Store Keeper	39.19
31	Apprentices/Trainees	49.19
32	Blendman	37.87
33	Bobbin Setter	29.52
34	Card/Hopper Feeder	38.63
35	Cleaner	66.65
36	Condenser Man	33.97
37	Darner/Cloth Minder	49.04
38	Doffer/Fly Frame	31.09
39	Drawing Man	36.58
40	Felter	31.04
41	Gill Box Man	33.44
42	Line Mistry	39.18
43	Milling Machine Man	39.51
44	Mule Minder/Spinner	37.45
45	Picker/Clipper Perch	29.07
46	Picker/Ring Spinner	34.96
47	Rag Cutting Mach Op	41.19
48	Reeler/Knotter	35.90
49	Roving machine Man	31.88
50	Scouring Machine Man	38.85
51	Twister/Doubler	32.27
52	Warper	31.35
53	Weaver	40.37
54	Weaver-Hand Loom	5.59
55	Weaver-Power Loom	28.43
56	Winder	42.75
57	Wool Dyer	45.55
58	Miscellaneous	54.46
III.	Silk Textiles	58.73
1	Beltman/Stitcher/Moc	0.06

Table 5.3

Sl. No.	Industry/Stratum	Percentage Coefficient of Variation
1	2	3
2	Boiler Attendant	71.11
3	Carpenter	74.99
4	Checker	39.89
5	Compressor Operator	-
6	Coolie/Mazdoor	36.33
7	Driver	30.42
8	Electrician	53.38
9	Fireman	-
10	Fitter	37.57
11	Mech/Elec Foreman	-
12	Helper	60.15
13	Loader/Unloader	18.14
14	Mistry/Kangani	-
15	Mechanic (General)	52.94
16	Oilman/Greaser	-
17	Packer	34.56
18	Painter	-
19	Picker	-
20	Supervisor	52.29
21	Sweeper	81.73
22	Tailor	31.05
23	Turner	-
24	Watchman	58.73
25	Welder	31.06
26	Machine Man	-
27	Khalashi	-
28	Store Keeper	42.57
29	Apprentices/Trainees	-
30	Colour Mixer	28.08
31	Cooker	29.67
32	Creeler/Creel Boy	42.37
33	Cloth Checker	51.36
34	Card Tenter	-
35	Combing Machine Op	36.26
36	Doubler	135.94
37	Drawer-In	33.68
38	Finishman	60.75
39	Fleyer/Ring Frame Op	-
40	Hand Folder	47.45
41	Head Jobber	55.70
42	Jiggerman	26.17
43	Jobber	55.20
44	Knotter	20.88
45	Operator	41.77
46	Printer-Machine/Hand	53.70
47	Reacher	20.55
48	Reeler	75.59
49	Silk Cleaner	88.64
50	Sorter	30.24
51	Stentering Machine M	68.26
52	Twister	74.20
53	Warper	70.45

Table 5.3

Sl. No.	Industry/Stratum	Percentage Coefficient of Variation
1	2	3
54	Washer	87.55
55	Weaver-Auto Loom	52.34
56	Weaver-Ordinary	58.77
57	Winder	43.05
58	Miscellaneous	44.75
IV.	Synthetic Textiles	46.23
1	Boiler Attendant	32.33
2	Boiler Maker	39.87
3	Carpenter	25.58
4	Checker	66.13
5	Compressor Operator	27.90
6	Coolie/Mazdoor	33.66
7	Driver	38.59
8	Electrician	40.94
9	Fireman	42.84
10	Fitter	35.13
11	Mech/Elec Foreman	41.23
12	Helper	38.82
13	Loader/Unloader	38.81
14	Mistry/Kangani	0.30
15	Mason	-
16	Mechanic (General)	42.72
17	Motor Mechanic	54.19
18	Oilman/Greaser	42.68
19	Packer	39.67
20	Painter	32.29
21	Picker	51.16
22	Plumber	46.90
23	Press Man	19.16
24	Pump Attendant	-
25	Supervisor	38.80
26	Sweeper	44.85
27	Switch Board Attedan	-
28	Tailor	53.35
29	Turner	43.75
30	Watchman	43.70
31	Welder	48.32
32	Wireman	29.19
33	Machine Man	21.76
34	Af. Treat. Plant Op.	-
35	Khalashi	-
36	Store Keeper	40.47
37	Apprentices/Trainees	32.06
38	Blender/Bale Breaker	44.90
39	Back Sizer	34.67
40	Bobbin Carrier	27.08
41	Beam Dying Mach Op	55.46
42	Card Tenter/Stripper	39.42
43	Checker	36.31
44	Creeler/Creel Boy	21.89

Table 5.3

Sl. No.	Industry/Stratum	Percentage Coefficient of Variation
1	2	3
45	Cutting Machine Man	27.75
46	Darner/Looker Clip	32.08
47	Doffing Boy/Doffer	58.81
48	Drawer-In	39.41
49	Drawing Frame Tenter	36.85
50	Doubler	60.37
51	Finisher/Line Boy	38.26
52	Front Sizer/Sizer	38.58
53	Grinder-Carding Mach	33.33
54	Head Jobber	48.33
55	Jobber/Fancy Jobber	44.17
56	Lot Maker/Preparer	39.60
57	Machine Folder	30.96
58	Machine Op/Jigger	34.27
59	Packer/Yarn Packer	50.00
60	Printing Machine Op	60.70
61	Reacher	27.48
62	Reeler	23.58
63	Ring Doffer	27.67
64	Ring Piecer/Frame Te	48.85
65	Roller Coverer	37.10
66	Simplex Tenter	24.29
67	Stenter Operator	26.54
68	Spinner	29.80
69	Tape Man	33.70
70	Sider/Two For One Te	47.58
71	Twister-Thrower	3.93
72	Warper-All Types	35.91
73	Weaver-Power Loom	40.48
74	Weaver-High Speed	43.07
75	Weft Distributor	27.70
76	Winder	51.20
77	Mach Op-Draw Textur	53.58
78	Mach Op-Draw Twister	32.60
79	Mach Op-Jet Dyeing	75.34
80	Miscellaneous	58.30
V.	Jute Textiles	41.37
1	Beltman/Stitcher/Moc	16.85
2	Blacksmith	19.96
3	Boiler Attendant	18.23
4	Boiler Maker	0.33
5	Carpenter	35.81
6	Checker	28.89
7	Compressor Operator	27.36
8	Coolie/Mazdoor	31.90
9	Driver	43.25
10	Electrician	36.58
11	Fireman	20.64
12	Fitter	35.90
13	Mech/Elec Foreman	33.37

Table 5.3

Sl. No.	Industry/Stratum	Percentage Coefficient of Variation
1	2	3
14	Helper	32.83
15	Loader/Unloader	23.33
16	Mistry/Kangani	26.83
17	Mason	35.49
18	Mechanic (General)	34.87
19	Motor Mechanic	-
20	Oilman/Greaser	22.06
21	Packer	22.22
22	Painter	11.57
23	Picker	16.77
24	Plumber	38.88
25	Press Man	5.56
26	Pump Attendant	7.40
27	Sign Maker	4.57
28	Supervisor	76.89
29	Sweeper	41.90
30	Switch Board Attedan	-
31	Tailor	-
32	Turner	11.79
33	Watchman	37.83
34	Welder	27.88
35	Wireman	-
36	Af. Treat. Plant Op.	-
37	Gen./Turbo Operator	-
38	Khalashi	45.60
39	Store Keeper	30.48
40	Apprentices/Trainees	23.30
41	Beamer	25.10
42	Breaker Feeder	41.13
43	Beamer Tier & Joiner	23.43
44	Breaker Receiver	28.10
45	Calander Feeder/Man	34.99
46	Cop Winder	31.05
47	Finisher & Receiver	38.17
48	First Drawing Receiv	31.82
49	First Pressman	19.16
50	Hand Sewer	33.82
51	Head Mistry/Charge H	28.46
52	Head Sirdar/Supervis	35.05
53	Hessian Warp/Weft Sp	33.40
54	Heamming Machine Opt	36.24
55	Pickerman/Ankarwalla	21.41
56	Pin Boy/Bar Boy	31.33
57	Root Cutter	27.84
58	Sacking Loom Weaver	26.84
59	Sacking Weft Spinner	33.48
60	Sectional Sirdar	43.85
61	Selector	19.51
62	Sewing Machine Op	21.78
63	Softner Feeder	21.99
64	Softner Receiver	25.35
65	Sp Shifter/Bobbin Ca	27.75

Table 5.3

Sl. No.	Industry/Stratum	Percentage Coefficient of Variation
1	2	3
66	Starchman	19.75
67	Teaser Feeder	60.35
68	Twister/Doubler	22.24
69	Warp Winder	27.39
70	Miscellaneous	39.14
All Textile Industries		45.57

TABLE 5.4  
OCCUPATIONAL EMPLOYMENT AND MEAN WAGE RATES OF SAMPLE WORKERS BY INDUSTRY/STRATUM

Sl. No.	Industry/Stratum/Occupation	Average Daily Employment			Average Daily Wage Rate(Rs.)		
		Men	Women	Total	Minimum	Maximum	Mean
1	2	3	4	5	6	7	8
I.	Cotton Textiles	37728	13324	51052	263.26	377.42	320.34
1	Punjab	2898	358	3256	374.05	436.43	405.24
	1 Boiler Attendant	86	0	86	692.31	863.15	777.73
	2 Carpenter	12	0	12	390.00	390.00	390.00
	3 Checker	100	0	100	286.96	286.96	286.96
	4 Compressor Operator	55	0	55	555.94	671.32	613.63
	5 Driver	33	0	33	457.96	561.56	509.76
	6 Electrician	4	0	4	306.00	389.57	347.79
	7 Fitter	2	0	2	387.00	387.00	387.00
	8 Mech/Elec Foreman	212	68	280	860.67	1017.54	939.11
	9 Helper	1044	260	1304	239.65	272.97	256.31
	10 Loader/Unloader	15	0	15	313.54	368.07	340.81
	11 Packer	37	0	37	312.33	312.33	312.33
	12 Pump Attendant	10	0	10	278.00	278.00	278.00
	13 Sorter	10	0	10	293.00	293.00	293.00
	14 Supervisor	86	0	86	784.43	884.50	834.47
	15 Sweeper	38	18	56	401.98	482.33	442.16
	16 Watchman	74	0	74	476.92	520.58	498.75
	17 Welder	16	12	28	278.00	278.00	278.00
	18 Wireman	1	0	1	278.00	278.00	278.00
	19 Store Keeper	2	0	2	278.00	278.00	278.00
	20 Bleaching and Finish	686	0	686	387.33	458.48	422.91
	21 Jobber	154	0	154	301.79	380.31	341.05
	22 Reeler	147	0	147	227.99	313.03	270.51
	23 Ring Doffer	38	0	38	318.42	318.42	318.42
	24 Winder (All Types)/T	17	0	17	278.00	278.00	278.00
	25 Weft Carrier-cum-Emp	10	0	10	278.00	278.00	278.00

Table 5.4

Sl. No.	Industry/Stratum/Occupation	Average Daily Employment			Average Daily Wage Rate(Rs.)		
		Men	Women	Total	Minimum	Maximum	Mean
1	2	3	4	5	6	7	8
	26 Miscellaneous	9	0	9	296.22	337.11	316.67
2	Rajasthan	4433	172	4605	269.48	361.60	315.54
	1 Boiler Attendant	2	0	2	451.15	451.15	451.15
	2 Checker	160	0	160	217.48	342.75	280.12
	3 Coolie/Mazdoor	93	1	94	213.30	298.42	255.86
	4 Driver	32	0	32	260.08	386.73	323.41
	5 Electrician	83	0	83	277.01	428.14	352.58
	6 Fireman	1	0	1	210.00	210.00	210.00
	7 Fitter	160	0	160	384.46	531.50	457.98
	8 Mech/Elec Foreman	95	0	95	285.97	412.98	349.48
	9 Helper	324	2	326	260.07	346.66	303.37
	10 Mistry/Kangani	2	0	2	298.08	298.08	298.08
	11 Mechanic (General)	60	0	60	284.39	359.23	321.81
	12 Oilman/Greaser	53	0	53	253.63	342.38	298.01
	13 Packer	158	3	161	267.86	341.81	304.84
	14 Sorter	1	0	1	315.38	315.38	315.38
	15 Supervisor	187	0	187	317.85	495.10	406.48
	16 Sweeper	26	0	26	253.31	315.81	284.56
	17 Watchman	130	0	130	257.84	378.09	317.97
	18 Welder	3	0	3	286.67	290.00	288.34
	19 Wireman	3	0	3	307.46	358.20	332.83
	20 Store Keeper	12	0	12	348.19	386.68	367.44
	21 Back Sizer	14	0	14	228.54	299.08	263.81
	22 Bale Breaker/Feeder	28	0	28	511.81	585.30	548.56
	23 Baler	40	0	40	251.85	309.00	280.43
	24 Beam Carrier	15	0	15	386.60	412.38	399.49
	25 Bleaching and Finish	217	0	217	266.49	329.17	297.83
	26 Can Tenter/Card Tent	13	0	13	236.36	285.19	260.78
	27 Creeler/Creel Boy	18	0	18	219.70	277.43	248.57
	28 Color Man	15	0	15	556.41	933.33	744.87
	29 Doffing Boy/Doffer	1	0	1	189.23	189.23	189.23
	30 Drawer-In	14	2	16	291.59	650.24	470.92
	31 Drawing Frame Worker	33	0	33	272.15	348.72	310.44



Table 5.4

Sl. No.	Industry/Stratum/Occupation	Average Daily Employment			Average Daily Wage Rate(Rs.)		
		Men	Women	Total	Minimum	Maximum	Mean
1	2	3	4	5	6	7	8
	32 Dyeing Operator	137	0	137	339.83	461.29	400.56
	33 Front Sizer	66	0	66	273.39	273.39	273.39
	34 Fog Machine Man	33	0	33	246.92	254.00	250.46
	35 Godown Mixing Attend	35	0	35	224.01	273.15	248.58
	36 Grinder/Flat Grinder	18	0	18	393.76	411.82	402.79
	37 Head Jobber/Supervis	20	0	20	525.96	621.15	573.56
	38 Heald/Reed Repairer	15	0	15	227.18	741.02	484.10
	39 Inter Tenter/Double	24	0	24	519.23	923.07	721.15
	40 Jobber	10	0	10	268.00	268.00	268.00
	41 Knotter/Knotex Machi	2	1	3	769.23	769.23	769.23
	42 Lap/Can Carrier	73	0	73	235.38	287.50	261.44
	43 Piece Carrier	39	0	39	243.46	349.22	296.34
	44 Reeler	18	1	19	294.97	367.19	331.08
	45 Ring Doffer	683	107	790	262.24	276.66	269.45
	46 Ring piecer/Ring fra	177	0	177	243.46	278.00	260.73
	47 Spinner	34	1	35	307.63	514.12	410.88
	48 Stripper	58	0	58	241.54	254.00	247.77
	49 SBM Machine Man	2	0	2	584.62	596.15	590.39
	50 Speed Frame Tenter	40	0	40	247.92	254.00	250.96
	51 Stitcher	1	0	1	238.46	238.46	238.46
	52 Warper (All Types)	34	0	34	245.07	514.39	379.73
	53 Reliever (Weaver)	284	0	284	266.75	348.98	307.87
	54 Winder (All Types)/T	619	54	673	224.84	370.23	297.54
	55 Weft Carrier-cum-Emp	5	0	5	352.29	352.29	352.29
	56 Miscellaneous	13	0	13	374.70	768.78	571.74
3	Gujarat	6002	15	6017	189.80	533.12	361.46
	1 Checker	291	0	291	469.15	701.52	585.34
	2 Compressor Operator	894	0	894	137.23	404.00	270.62
	3 Coolie/Mazdoor	200	0	200	219.74	487.54	353.64
	4 Driver	59	0	59	262.44	384.92	323.68
	5 Electrician	87	0	87	327.00	684.25	505.63
	6 Fitter	261	0	261	122.74	680.57	401.66
	7 Mech/Elec Foreman	268	0	268	412.22	532.08	472.15

Table 5.4

Sl. No.	Industry/Stratum/Occupation	Average Daily Employment			Average Daily Wage Rate(Rs.)		
		Men	Women	Total	Minimum	Maximum	Mean
1	2	3	4	5	6	7	8
	8 Helper	909	0	909	63.26	449.80	256.53
	9 Mechanic (General)	217	0	217	49.43	429.15	239.29
	10 Oilman/Greaser	2	0	2	300.00	313.46	306.73
	11 Packer	180	0	180	173.33	377.00	275.17
	12 Painter	2	0	2	307.69	307.69	307.69
	13 Supervisor	145	0	145	400.18	711.25	555.72
	14 Sweeper	50	0	50	273.93	400.05	336.99
	15 Watchman	139	0	139	165.73	327.27	246.50
	16 Welder	7	0	7	388.98	388.98	388.98
	17 Wireman	22	0	22	264.34	447.54	355.94
	18 Store Keeper	100	0	100	316.89	505.86	411.38
	19 Back Sizer	201	0	201	217.44	465.67	341.56
	20 Bale Breaker/Feeder	180	0	180	325.00	485.00	405.00
	21 Bobbin carrier	4	0	4	403.84	403.84	403.84
	22 Beam Carrier	183	0	183	78.63	755.51	417.07
	23 Bleaching and Finish	387	13	400	108.91	655.90	382.41
	24 Color Man	170	0	170	207.83	469.55	338.69
	25 Dyeing Operator	30	1	31	484.21	492.73	488.47
	26 Godown Mixing Attend	50	0	50	280.00	280.00	280.00
	27 Head Jobber/Supervis	26	0	26	742.21	804.34	773.28
	28 Jobber	96	1	97	413.59	426.21	419.90
	29 Ring piecer/Ring fra	13	0	13	76.22	360.57	218.40
	30 Spinner	50	0	50	250.00	250.00	250.00
	31 Stripper	2	0	2	653.85	692.30	673.08
	32 SBM Machine Man	5	0	5	1269.23	1730.77	1500.00
	33 Stitcher	35	0	35	250.00	250.00	250.00
	34 Warper (All Types)	40	0	40	341.11	384.23	362.67
	35 Reliever (Weaver)	331	0	331	147.67	696.08	421.88
	36 Weft Carrier-cum-Emp	32	0	32	585.57	593.02	589.30
	37 Miscellaneous	334	0	334	60.14	851.55	455.85
4	Maharashtra	4356	576	4932	266.81	385.56	326.19
	1 Beltman/Stitcher/Moc	1	0	1	304.83	304.83	304.83
	2 Boiler Attendant	16	0	16	335.34	551.68	443.51

Table 5.4

Sl. No.	Industry/Stratum/Occupation	Average Daily Employment			Average Daily Wage Rate(Rs.)		
		Men	Women	Total	Minimum	Maximum	Mean
1	2	3	4	5	6	7	8
	3 Checker	83	6	89	308.87	449.78	379.33
	4 Compressor Operator	2	0	2	303.33	326.87	315.10
	5 Coolie/Mazdoor	41	1	42	301.01	457.86	379.44
	6 Driver	19	0	19	363.17	382.87	373.02
	7 Electrician	54	0	54	359.69	395.57	377.63
	8 Fireman	4	0	4	308.00	308.00	308.00
	9 Fitter	85	9	94	379.45	422.83	401.14
10	Mech/Elec Foreman	8	0	8	464.84	464.84	464.84
11	Helper	1332	137	1469	242.63	356.98	299.81
12	Loader/Unloader	58	0	58	312.37	313.95	313.16
13	Mistry/Kangani	4	0	4	341.00	341.00	341.00
14	Mechanic (General)	10	2	12	350.68	350.78	350.73
15	Motor Mechanic	11	0	11	330.78	449.65	390.22
16	Oilman/Greaser	5	0	5	278.32	285.12	281.72
17	Packer	29	14	43	160.01	287.85	223.93
18	Plumber	5	0	5	322.18	339.94	331.06
19	Press Man	0	5	5	134.73	225.46	180.10
20	Pump Attendant	7	0	7	242.69	319.83	281.26
21	Supervisor	141	8	149	315.12	648.33	481.73
22	Sweeper	25	14	39	297.28	315.19	306.24
23	Switch Board Attendant	3	0	3	310.17	360.00	335.09
24	Tailor	16	0	16	398.00	400.50	399.25
25	Watchman	109	0	109	270.22	297.71	283.97
26	Welder	6	0	6	380.92	380.92	380.92
27	Wireman	24	0	24	285.57	456.90	371.24
28	Cutter	0	4	4	149.80	211.30	180.55
29	Af. Treat. Plant Op.	6	0	6	497.40	541.25	519.33
30	Khalashi	3	0	3	250.97	276.27	263.62
31	Store Keeper	24	1	25	333.04	339.52	336.28
32	Back Sizer	317	0	317	217.44	382.84	300.14
33	Bale Breaker/Feeder	10	0	10	286.24	385.90	336.07
34	Bobbin carrier	2	10	12	331.84	331.84	331.84
35	Beam Carrier	75	0	75	338.08	413.83	375.96
36	Bleaching and Finish	452	172	624	269.89	434.90	352.40
37	Can Tenter/Card Tent	14	0	14	196.90	327.24	262.07

Table 5.4

Sl. No.	Industry/Stratum/Occupation	Average Daily Employment			Average Daily Wage Rate(Rs.)		
		Men	Women	Total	Minimum	Maximum	Mean
1	2	3	4	5	6	7	8
	38 Creeler/Creel Boy	35	0	35	322.09	335.85	328.97
	39 Comber Tenter	26	17	43	30.70	352.26	191.48
	40 Color Man	22	0	22	266.23	408.75	337.49
	41 Drawer-In	54	0	54	409.49	418.02	413.76
	42 Drawing Frame Worker	4	1	5	382.83	424.46	403.65
	43 Dyeing Operator	208	0	208	322.82	356.34	339.58
	44 Front Sizer	14	0	14	345.17	473.67	409.42
	45 Fog Machine Man	3	0	3	160.00	290.00	225.00
	46 Godown Mixing Attend	3	1	4	261.22	268.20	264.71
	47 Grinder/Flat Grinder	19	0	19	335.33	335.33	335.33
	48 Head Jobber/Supervis	47	10	57	325.90	391.79	358.85
	49 Inter Tenter/Double	56	2	58	152.51	369.73	261.12
	50 Jobber	84	6	90	343.99	440.19	392.09
	51 Knotter/Knotex Machi	22	0	22	329.42	366.62	348.02
	52 Reacher	1	0	1	615.38	615.38	615.38
	53 Reeler	3	10	13	346.15	346.15	346.15
	54 Ring Doffer	95	43	138	142.15	342.74	242.45
	55 Ring piecer/Ring fra	25	0	25	339.97	455.35	397.66
	56 Roller Coverer	8	0	8	464.09	565.96	515.03
	57 Spinner	11	11	22	279.47	324.93	302.20
	58 Speed Frame Tenter	17	6	23	268.58	280.94	274.76
	59 Warper (All Types)	49	0	49	408.14	482.45	445.30
	60 Reliever (Weaver)	303	0	303	310.01	360.74	335.38
	61 Winder (All Types)/T	117	72	189	133.23	332.13	232.68
	62 Miscellaneous	129	14	143	285.35	396.87	341.11
5	Andhra Pradesh	2171	660	2831	287.75	342.75	315.25
	1 Checker	55	10	65	253.63	477.90	365.77
	2 Coolie/Mazdoor	82	0	82	339.30	414.16	376.73
	3 Driver	55	0	55	462.22	836.16	649.19
	4 Electrician	66	0	66	255.56	490.26	372.91
	5 Fitter	30	0	30	285.47	616.37	450.92
	6 Mech/Elec Foreman	8	0	8	711.00	884.00	797.50
	7 Helper	19	5	24	338.33	366.90	352.62

Table 5.4

Sl. No.	Industry/Stratum/Occupation	Average Daily Employment			Average Daily Wage Rate(Rs.)		
		Men	Women	Total	Minimum	Maximum	Mean
1	2	3	4	5	6	7	8
	8 Loader/Unloader	1	0	1	228.96	228.96	228.96
	9 Mechanic (General)	75	2	77	356.84	418.23	387.54
	10 Packer	7	20	27	248.44	286.78	267.61
	11 Plumber	1	0	1	436.00	436.00	436.00
	12 Supervisor	50	0	50	428.85	672.27	550.56
	13 Sweeper	1	76	77	196.25	202.53	199.39
	14 Turner	1	0	1	500.00	500.00	500.00
	15 Watchman	23	1	24	210.83	210.83	210.83
	16 Wireman	8	0	8	288.63	298.76	293.70
	17 Store Keeper	9	2	11	278.62	337.35	307.99
	18 Bale Breaker/Feeder	1	7	8	205.13	212.63	208.88
	19 Bleaching and Finish	197	26	223	301.50	378.30	339.90
	20 Comber Tenter	0	5	5	210.00	210.00	210.00
	21 Drawing Frame Worker	250	0	250	260.00	260.00	260.00
	22 Fog Machine Man	66	12	78	232.14	314.91	273.53
	23 Godown Mixing Attend	4	8	12	285.00	328.33	306.67
	24 Head Jobber/Supervis	17	0	17	228.96	261.82	245.39
	25 HTHP Machine Man	200	0	200	250.00	250.00	250.00
	26 Piece Carrier	10	290	300	288.33	288.33	288.33
	27 Reeler	85	34	119	325.18	402.92	364.05
	28 Spinner	461	105	566	276.66	321.16	298.91
	29 Stripper	52	0	52	345.41	345.41	345.41
	30 Silver/Ribbon Lap Te	2	0	2	376.00	634.00	505.00
	31 Reliever (Weaver)	310	0	310	300.00	300.00	300.00
	32 Winder (All Types)/T	25	57	82	237.57	336.51	287.04
6	Tamil Nadu	9372	10391	19763	254.03	355.63	304.83
	1 Beltman/Stitcher/Moc	2	0	2	354.53	357.75	356.14
	2 Boiler Attendant	39	0	39	358.07	508.67	433.37
	3 Checker	188	320	508	220.60	312.28	266.44
	4 Compressor Operator	7	0	7	478.89	627.80	553.35
	5 Coolie/Mazdoor	53	0	53	265.71	270.73	268.22
	6 Driver	203	0	203	249.43	405.74	327.59
	7 Electrician	330	8	338	278.07	484.60	381.34

Table 5.4

Sl. No.	Industry/Stratum/Occupation	Average Daily Employment			Average Daily Wage Rate(Rs.)		
		Men	Women	Total	Minimum	Maximum	Mean
1	2	3	4	5	6	7	8
	8 Fireman	10	0	10	187.43	187.43	187.43
	9 Fitter	540	1	541	292.13	527.04	409.59
	10 Mech/Elec Foreman	28	0	28	290.06	360.25	325.16
	11 Helper	339	615	954	264.11	310.58	287.35
	12 Loader/Unloader	49	0	49	249.61	447.31	348.46
	13 Mistry/Kangani	23	2	25	346.69	457.30	402.00
	14 Mason	3	9	12	229.04	241.67	235.36
	15 Mechanic (General)	212	43	255	258.27	384.15	321.21
	16 Oilman/Greaser	30	0	30	252.21	497.66	374.94
	17 Packer	233	214	447	241.07	294.15	267.61
	18 Painter	1	0	1	640.38	640.38	640.38
	19 Picker	38	58	96	248.50	368.78	308.64
	20 Plumber	2	2	4	375.83	395.83	385.83
	21 Press Man	18	6	24	287.50	329.92	308.71
	22 Pump Attendant	0	10	10	230.50	258.50	244.50
	23 Supervisor	330	42	372	290.46	599.39	444.93
	24 Sweeper	175	728	903	255.28	349.73	302.51
	25 Tailor	22	145	167	237.45	270.18	253.82
	26 Turner	4	2	6	356.33	385.23	370.78
	27 Watchman	193	9	202	251.85	416.60	334.23
	28 Welder	9	1	10	298.99	314.87	306.93
	29 Wireman	22	0	22	356.91	430.56	393.74
	30 Af. Treat. Plant Op.	63	2	65	267.16	508.09	387.63
	31 Gen./Turbo Operator	24	0	24	260.93	418.60	339.77
	32 Khalashi	7	0	7	236.25	344.62	290.44
	33 Store Keeper	40	6	46	323.04	508.37	415.71
	34 Apprentices/Trainees	90	105	195	152.64	302.82	227.73
	35 Back Sizer	22	4	26	296.04	394.11	345.08
	36 Bale Breaker/Feeder	164	60	224	272.59	337.70	305.15
	37 Baler	10	3	13	189.05	325.68	257.37
	38 Bobbin carrier	12	24	36	207.15	237.31	222.23
	39 Beam Carrier	25	6	31	455.95	657.48	556.72
	40 Bleaching and Finish	312	538	850	257.12	411.56	334.34
	41 Can Tenter/Card Tent	300	140	440	261.77	333.06	297.42
	42 Creeler/Creel Boy	54	43	97	207.51	252.91	230.21

Table 5.4

Sl. No.	Industry/Stratum/Occupation	Average Daily Employment			Average Daily Wage Rate(Rs.)		
		Men	Women	Total	Minimum	Maximum	Mean
1	2	3	4	5	6	7	8
43	Comber Tenter	275	383	658	237.25	332.95	285.10
44	Color Man	1	0	1	327.00	327.00	327.00
45	Drawer-In	17	12	29	224.24	273.89	249.07
46	Drawing Frame Worker	101	145	246	220.04	275.70	247.87
47	Dyeing Operator	103	148	251	284.06	488.43	386.25
48	Examiner	6	56	62	153.12	334.49	243.81
49	Front Sizer	49	0	49	249.55	407.50	328.53
50	Fog Machine Man	20	27	47	228.00	289.25	258.63
51	Godown Mixing Attend	68	96	164	217.18	389.58	303.38
52	Grinder/Flat Grinder	0	3	3	166.43	166.43	166.43
53	Head Jobber/Supervis	93	15	108	378.53	553.23	465.88
54	Inter Tenter/Double	269	25	294	347.85	436.91	392.38
55	Jobber	74	4	78	367.03	668.81	517.92
56	Knotter/Knotex Machi	31	24	55	321.79	614.57	468.18
57	Lap/Can Carrier	26	11	37	335.94	351.42	343.68
58	Mercer. Feeding Op	3	30	33	71.09	223.34	147.22
59	Piece Carrier	11	20	31	229.32	318.28	273.80
60	Reacher	0	20	20	166.43	166.43	166.43
61	Reeler	85	555	640	343.56	386.65	365.11
62	Ring Doffer	485	97	582	330.84	423.49	377.17
63	Ring piecer/Ring fra	196	90	286	238.34	391.21	314.78
64	Roller Coverer	56	60	116	241.39	274.91	258.15
65	Slubbing/Simplex Ten	349	377	726	236.40	329.24	282.82
66	Spinner	1479	2593	4072	238.70	311.63	275.17
67	Stripper	14	33	47	202.21	202.21	202.21
68	SBM Machine Man	55	6	61	180.91	455.18	318.05
69	Silver/Ribbon Lap Te	8	5	13	193.50	258.30	225.90
70	Speed Frame Tenter	21	78	99	173.46	190.01	181.74
71	Stitcher	188	214	402	270.94	272.66	271.80
72	Warper (All Types)	74	34	108	267.86	342.85	305.36
73	Reliever (Weaver)	187	220	407	228.88	352.38	290.63
74	Winder (All Types)/T	708	1639	2347	231.90	332.76	282.33
75	Weft Carrier-cum-Emp	28	21	49	236.74	337.23	286.99
76	Miscellaneous	66	204	270	229.90	275.04	252.47

Table 5.4

Sl. No.	Industry/Stratum/Occupation	Average Daily Employment			Average Daily Wage Rate(Rs.)		
		Men	Women	Total	Minimum	Maximum	Mean
1	2	3	4	5	6	7	8
9	Residual	8496	1152	9648	278.60	318.58	298.59
	1 Boiler Attendant	6	0	6	284.61	332.69	308.65
	2 Carpenter	1	0	1	444.38	444.38	444.38
	3 Checker	334	18	352	269.67	378.54	324.11
	4 Compressor Operator	20	0	20	468.17	666.67	567.42
	5 Coolie/Mazdoor	118	0	118	271.58	376.59	324.09
	6 Driver	20	0	20	273.79	304.21	289.00
	7 Electrician	166	0	166	315.37	420.78	368.08
	8 Fitter	250	0	250	317.34	509.59	413.47
	9 Mech/Elec Foreman	26	0	26	313.35	364.47	338.91
	10 Helper	1512	232	1744	268.32	296.96	282.64
	11 Loader/Unloader	43	0	43	296.40	296.40	296.40
	12 Mistry/Kangani	1	0	1	359.34	359.34	359.34
	13 Mason	1	0	1	336.84	336.84	336.84
	14 Mechanic (General)	191	0	191	296.14	446.40	371.27
	15 Packer	126	0	126	223.36	226.34	224.85
	16 Press Man	1	0	1	300.73	300.73	300.73
	17 Supervisor	229	0	229	432.39	557.81	495.10
	18 Sweeper	40	1	41	331.65	392.44	362.05
	19 Tailor	3	0	3	304.38	361.56	332.97
	20 Watchman	51	0	51	267.02	279.72	273.37
	21 Welder	2	0	2	463.46	463.46	463.46
	22 Store Keeper	14	0	14	235.51	238.26	236.89
	23 Apprentices/Trainees	20	4	24	214.49	214.56	214.53
	24 Back Sizer	24	0	24	311.18	335.94	323.56
	25 Bale Breaker/Feeder	203	30	233	263.45	268.50	265.98
	26 Baler	3	0	3	487.17	487.17	487.17
	27 Bobbin carrier	17	0	17	251.19	256.71	253.95
	28 Beam Carrier	5	0	5	357.30	371.15	364.23
	29 Bleaching and Finish	386	1	387	352.17	370.01	361.09
	30 Can Tenter/Card Tent	415	5	420	251.99	253.34	252.67
	31 Creeler/Creel Boy	124	7	131	245.06	245.06	245.06
	32 Comber Tenter	46	0	46	397.70	397.70	397.70
	33 Color Man	1	0	1	274.03	274.03	274.03



Table 5.4

Sl. No.	Industry/Stratum/Occupation	Average Daily Employment			Average Daily Wage Rate(Rs.)		
		Men	Women	Total	Minimum	Maximum	Mean
1	2	3	4	5	6	7	8
	34 Doffing Boy/Doffer	3	0	3	336.89	336.89	336.89
	35 Drawer-In	34	4	38	265.39	318.97	292.18
	36 Drawing Frame Worker	82	3	85	260.90	311.81	286.36
	37 Dyeing Operator	45	6	51	293.07	353.67	323.37
	38 Examiner	1	0	1	336.84	336.84	336.84
	39 Front Sizer	11	153	164	239.82	247.80	243.81
	40 Godown Mixing Attend	248	19	267	334.26	334.26	334.26
	41 Head Jobber/Supervis	53	1	54	266.20	301.81	284.01
	42 Inter Tenter/Double	94	0	94	435.00	435.00	435.00
	43 Jobber	35	0	35	320.67	364.15	342.41
	44 Knotter/Knotex Machi	229	0	229	259.65	261.84	260.75
	45 Lap/Can Carrier	43	0	43	457.08	457.08	457.08
	46 Piece Carrier	31	42	73	253.01	262.05	257.53
	47 Reeler	271	6	277	339.67	354.86	347.27
	48 Ring Doffer	187	12	199	271.64	290.70	281.17
	49 Ring piecer/Ring fra	656	50	706	239.89	246.64	243.27
	50 Roller Coverer	70	10	80	250.00	250.00	250.00
	51 Slubbing/Simplex Ten	210	0	210	366.38	388.24	377.31
	52 Spinner	180	125	305	211.48	234.92	223.20
	53 Stripper	0	35	35	250.00	250.00	250.00
	54 SBM Machine Man	1	0	1	300.76	300.76	300.76
	55 Speed Frame Tenter	158	16	174	236.27	239.17	237.72
	56 Stitcher	34	0	34	352.17	358.68	355.43
	57 Warper (All Types)	27	74	101	276.88	316.56	296.72
	58 Reliever (Weaver)	512	70	582	248.31	297.72	273.02
	59 Winder (All Types)/T	668	152	820	240.78	245.18	242.98
	60 Weft Carrier-cum-Emp	75	33	108	254.41	263.23	258.82
	61 Miscellaneous	139	43	182	287.90	644.18	466.04
II.	Woollen Textiles	6813	322	7135	368.87	442.88	405.88
	1 Punjab	1552	52	1604	524.52	556.17	540.35
	1 Boiler Attendant	14	0	14	497.26	511.55	504.41

Table 5.4

Sl. No.	Industry/Stratum/Occupation	Average Daily Employment			Average Daily Wage Rate(Rs.)		
		Men	Women	Total	Minimum	Maximum	Mean
1	2	3	4	5	6	7	8
	2 Driver	16	0	16	334.73	389.54	362.14
	3 Electrician	18	0	18	403.06	414.05	408.56
	4 Fitter	28	0	28	423.12	505.26	464.19
	5 Mech/Elec Foreman	11	0	11	380.18	383.68	381.93
	6 Helper	312	1	313	599.22	611.31	605.27
	7 Loader/Unloader	10	0	10	283.50	283.50	283.50
	8 Oilman/Greaser	5	0	5	284.50	284.50	284.50
	9 Packer	3	0	3	311.73	311.73	311.73
	10 Supervisor	66	0	66	731.16	817.61	774.39
	11 Sweeper	1	0	1	277.34	277.34	277.34
	12 Turner	1	0	1	362.50	362.50	362.50
	13 Watchman	18	0	18	274.86	274.86	274.86
	14 Welder	1	0	1	387.50	387.50	387.50
	15 Store Keeper	9	0	9	320.44	322.61	321.53
	16 Blendman	5	0	5	584.61	596.15	590.38
	17 Card/Hopper Feeder	87	0	87	888.89	899.01	893.95
	18 Cleaner	45	0	45	848.63	858.65	853.64
	19 Condenser Man	8	0	8	276.92	279.80	278.36
	20 Darner/Cloth Minder	6	0	6	277.34	277.34	277.34
	21 Doffer/Fly Frame	45	0	45	346.15	346.15	346.15
	22 Felter	1	0	1	278.84	278.84	278.84
	23 Gill Box Man	2	0	2	200.00	223.07	211.54
	24 Line Mistry	120	0	120	517.60	586.86	552.23
	25 Milling Machine Man	371	30	401	438.84	477.51	458.18
	26 Mule Minder/Spinner	2	0	2	346.15	353.84	350.00
	27 Picker/Ring Spinner	8	7	15	254.08	271.67	262.88
	28 Rag Cutting Mach Op	192	0	192	583.16	610.42	596.79
	29 Reeler/Knotter	48	0	48	344.47	344.47	344.47
	30 Warper	27	14	41	344.49	344.49	344.49
	31 Weaver	41	0	41	469.44	634.37	551.91
	32 Winder	4	0	4	269.44	269.44	269.44
	33 Wool Dyer	27	0	27	435.02	438.39	436.71
2	Haryana	710	109	819	356.34	372.48	364.41

Table 5.4

Sl. No.	Industry/Stratum/Occupation	Average Daily Employment			Average Daily Wage Rate(Rs.)		
		Men	Women	Total	Minimum	Maximum	Mean
1	2	3	4	5	6	7	8
1	Boiler Attendant	5	0	5	307.69	615.38	461.54
2	Driver	1	0	1	325.96	325.96	325.96
3	Electrician	11	0	11	488.92	488.92	488.92
4	Fitter	17	0	17	550.89	551.72	551.31
5	Mech/Elec Foreman	5	0	5	584.61	584.61	584.61
6	Helper	146	68	214	303.84	307.09	305.47
7	Loader/Unloader	2	0	2	223.61	223.61	223.61
8	Mechanic (General)	1	0	1	423.07	423.07	423.07
9	Packer	18	0	18	355.76	355.76	355.76
10	Painter	20	0	20	373.07	373.07	373.07
11	Plumber	2	0	2	373.07	373.07	373.07
12	Supervisor	59	1	60	433.10	558.76	495.93
13	Sweeper	5	0	5	300.79	300.79	300.79
14	Tailor	1	2	3	355.76	355.76	355.76
15	Turner	1	0	1	416.69	416.69	416.69
16	Watchman	31	0	31	336.27	337.76	337.02
17	Store Keeper	1	0	1	400.00	400.00	400.00
18	Blendman	14	0	14	242.49	242.49	242.49
19	Card/Hopper Feeder	57	4	61	331.09	339.40	335.25
20	Condenser Man	4	0	4	346.44	346.44	346.44
21	Doffer/Fly Frame	14	0	14	271.91	275.12	273.52
22	Drawing Man	1	0	1	432.30	432.30	432.30
23	Felter	5	0	5	576.92	615.38	596.15
24	Line Mistry	23	0	23	621.55	635.93	628.74
25	Milling Machine Man	92	0	92	367.38	384.51	375.95
26	Mule Minder/Spinner	13	0	13	397.58	414.63	406.11
27	Picker/Clipper Perch	19	8	27	356.83	356.83	356.83
28	Picker/Ring Spinner	21	0	21	273.23	277.73	275.48
29	Rag Cutting Mach Op	53	6	59	368.29	374.82	371.56
30	Reeler/Knotter	32	0	32	323.61	323.61	323.61
31	Weaver	21	0	21	251.70	251.70	251.70
32	Winder	4	7	11	355.76	355.76	355.76
33	Wool Dyer	11	12	23	401.06	402.50	401.78
34	Miscellaneous	0	1	1	769.23	769.23	769.23

Table 5.4

Sl. No.	Industry/Stratum/Occupation	Average Daily Employment			Average Daily Wage Rate(Rs.)		
		Men	Women	Total	Minimum	Maximum	Mean
1	2	3	4	5	6	7	8
3	Rajasthan	1130	73	1203	376.01	473.89	424.95
1	Boiler Attendant	5	0	5	464.23	467.31	465.77
2	Carpenter	1	0	1	250.00	250.00	250.00
3	Checker	2	0	2	398.08	398.08	398.08
4	Coolie/Mazdoor	11	3	14	337.91	337.91	337.91
5	Driver	8	0	8	361.30	368.27	364.79
6	Electrician	1	0	1	596.15	596.15	596.15
7	Fireman	2	0	2	307.69	307.69	307.69
8	Fitter	36	0	36	443.48	549.57	496.53
9	Mech/Elec Foreman	66	0	66	582.11	613.11	597.61
10	Helper	96	2	98	261.77	350.38	306.08
11	Loader/Unloader	14	0	14	220.88	354.40	287.64
12	Mechanic (General)	12	0	12	589.74	615.39	602.57
13	Packer	18	0	18	420.94	568.06	494.50
14	Picker	1	4	5	336.92	336.92	336.92
15	Press Man	10	0	10	258.46	258.46	258.46
16	Sorter	3	11	14	201.37	204.95	203.16
17	Supervisor	50	0	50	380.96	534.04	457.50
18	Sweeper	1	0	1	307.69	307.69	307.69
19	Watchman	42	0	42	313.09	319.96	316.53
20	Store Keeper	2	0	2	317.31	317.31	317.31
21	Blendman	102	0	102	337.04	409.75	373.40
22	Bobbin Setter	12	0	12	307.05	563.30	435.18
23	Card/Hopper Feeder	112	3	115	351.62	454.82	403.22
24	Cleaner	12	1	13	215.39	259.76	237.58
25	Condenser Man	77	0	77	416.38	463.19	439.79
26	Darner/Cloth Minder	1	0	1	211.54	211.54	211.54
27	Doffer/Fly Frame	7	0	7	369.78	612.64	491.21
28	Drawing Man	3	0	3	596.15	615.38	605.77
29	Felter	4	0	4	315.38	334.62	325.00
30	Gill Box Man	54	0	54	339.32	535.18	437.25
31	Milling Machine Man	8	0	8	578.85	586.53	582.69
32	Picker/Ring Spinner	265	0	265	416.51	543.93	480.22
33	Rag Cutting Mach Op	6	0	6	339.74	605.77	472.76

Table 5.4

Sl. No.	Industry/Stratum/Occupation	Average Daily Employment			Average Daily Wage Rate(Rs.)		
		Men	Women	Total	Minimum	Maximum	Mean
1	2	3	4	5	6	7	8
	34 Reeler/Knotter	16	49	65	287.24	445.11	366.18
	35 Scouring Machine Man	39	0	39	351.87	486.69	419.28
	36 Twister/Doubler	23	0	23	508.53	527.01	517.77
	37 Winder	2	0	2	584.62	584.62	584.62
	38 Wool Dyer	1	0	1	211.54	211.54	211.54
	39 Miscellaneous	5	0	5	415.39	415.39	415.39
9	Residual	3421	88	3509	298.20	396.89	347.55
	1 Blacksmith	2	0	2	621.00	621.00	621.00
	2 Boiler Attendant	7	0	7	332.69	374.69	353.69
	3 Checker	31	1	32	333.75	341.67	337.71
	4 Compressor Operator	299	1	300	212.12	407.76	309.94
	5 Coolie/Mazdoor	65	5	70	246.29	325.17	285.73
	6 Driver	27	0	27	325.20	374.71	349.96
	7 Electrician	66	0	66	325.30	357.36	341.33
	8 Fitter	71	1	72	283.95	403.67	343.81
	9 Mech/Elec Foreman	2	0	2	300.72	300.72	300.72
	10 Helper	673	52	725	265.59	353.44	309.52
	11 Loader/Unloader	38	0	38	303.38	375.57	339.48
	12 Mechanic (General)	49	0	49	346.70	416.89	381.80
	13 Oilman/Greaser	1	0	1	664.61	664.61	664.61
	14 Packer	34	4	38	286.22	357.14	321.68
	15 Picker	1	0	1	423.00	423.00	423.00
	16 Supervisor	169	1	170	326.04	526.62	426.33
	17 Sweeper	13	4	17	333.17	394.94	364.06
	18 Tailor	3	0	3	309.97	309.97	309.97
	19 Turner	2	0	2	353.26	353.26	353.26
	20 Watchman	42	1	43	226.27	364.70	295.49
	21 Welder	1	0	1	262.10	262.10	262.10
	22 Gen./Turbo Operator	5	0	5	322.72	322.72	322.72
	23 Khalashi	2	0	2	638.11	638.11	638.11
	24 Store Keeper	8	0	8	355.98	391.10	373.54
	25 Apprentices/Trainees	29	3	32	302.17	429.81	365.99
	26 Blendman	3	0	3	453.97	466.40	460.19

Table 5.4

Sl. No.	Industry/Stratum/Occupation	Average Daily Employment			Average Daily Wage Rate(Rs.)				
		Men	Women	Total	Minimum	Maximum	Mean		
1	2	3	4	5	6	7	8		
	27	Bobbin Setter	62	0	62	242.27	246.73	244.50	
	28	Card/Hopper Feeder	4	0	4	278.24	278.24	278.24	
	29	Cleaner	1	0	1	500.00	500.00	500.00	
	30	Darner/Cloth Minder	5	2	7	562.09	562.09	562.09	
	31	Doffer/Fly Frame	3	0	3	296.42	296.42	296.42	
	32	Drawing Man	26	0	26	336.41	405.91	371.16	
	33	Felter	2	0	2	330.75	330.75	330.75	
	34	Gill Box Man	14	0	14	331.47	484.51	407.99	
	35	Line Mistry	49	0	49	413.16	462.25	437.71	
	36	Milling Machine Man	16	0	16	369.84	431.49	400.67	
	37	Mule Minder/Spinner	169	4	173	302.65	369.91	336.28	
	38	Picker/Clipper Perch	135	2	137	332.19	417.44	374.82	
	39	Picker/Ring Spinner	485	0	485	307.85	357.38	332.62	
	40	Rag Cutting Mach Op	172	0	172	317.63	466.74	392.19	
	41	Reeler/Knotter	4	0	4	306.25	306.25	306.25	
	42	Roving machine Man	23	0	23	332.65	443.05	387.85	
	43	Scouring Machine Man	2	0	2	645.37	645.37	645.37	
	44	Twister/Doubler	1	0	1	255.76	255.76	255.76	
	45	Warper	31	0	31	380.25	433.99	407.12	
	46	Weaver	336	0	336	329.09	446.29	387.69	
	47	Weaver-Hand Loom	7	2	9	245.72	292.73	269.23	
	48	Weaver-Power Loom	66	5	71	325.21	432.71	378.96	
	49	Winder	43	0	43	231.68	437.83	334.76	
	50	Wool Dyer	103	0	103	376.48	465.87	421.18	
	51	Miscellaneous	19	0	19	374.74	433.52	404.13	
III.	Silk Textiles		3730	397	4127	299.92	409.57	354.75	
	1	Maharashtra	575	81	656	290.76	580.27	435.52	
		1	Boiler Attendant	3	0	3	653.84	679.48	666.66
		2	Checker	6	0	6	260.25	371.79	316.02
		3	Coolie/Mazdoor	1	0	1	438.46	438.46	438.46
		4	Driver	1	0	1	320.00	320.00	320.00

Table 5.4

Sl. No.	Industry/Stratum/Occupation	Average Daily Employment			Average Daily Wage Rate(Rs.)		
		Men	Women	Total	Minimum	Maximum	Mean
1	2	3	4	5	6	7	8
	5 Electrician	1	0	1	269.23	269.23	269.23
	6 Fireman	1	0	1	307.69	307.69	307.69
	7 Fitter	1	0	1	307.69	307.69	307.69
	8 Helper	48	39	87	255.76	503.01	379.39
	9 Mechanic (General)	9	0	9	341.05	524.37	432.71
	10 Packer	24	7	31	177.24	607.07	392.16
	11 Supervisor	95	0	95	317.91	1047.53	682.72
	12 Sweeper	1	1	2	252.88	252.88	252.88
	13 Tailor	27	9	36	280.78	560.21	420.50
	14 Watchman	15	0	15	246.41	281.79	264.10
	15 Store Keeper	11	1	12	293.20	389.42	341.31
	16 Creeler/Creel Boy	7	0	7	415.06	415.06	415.06
	17 Cloth Checker	8	20	28	188.16	414.01	301.09
	18 Drawer-In	3	0	3	383.18	393.84	388.51
	19 Finishman	2	0	2	584.61	615.38	600.00
	20 Fleyer/Ring Frame Op	1	0	1	596.15	596.15	596.15
	21 Hand Folder	10	0	10	291.38	556.54	423.96
	22 Head Jobber	1	0	1	192.30	192.30	192.30
	23 Jiggerman	2	0	2	214.57	216.34	215.46
	24 Jobber	5	0	5	442.30	632.83	537.57
	25 Knotter	1	0	1	346.15	346.15	346.15
	26 Operator	94	0	94	278.54	610.46	444.50
	27 Printer-Machine/Hand	15	0	15	364.10	650.78	507.44
	28 Reacher	3	0	3	308.67	324.67	316.67
	29 Stentering Machine M	6	0	6	173.07	200.00	186.54
	30 Twister	2	0	2	557.69	557.69	557.69
	31 Warper	12	0	12	466.28	555.47	510.88
	32 Weaver-Auto Loom	87	0	87	374.45	641.39	507.92
	33 Weaver-Ordinary	10	0	10	404.00	465.00	434.50
	34 Winder	10	0	10	194.90	291.02	242.96
	35 Miscellaneous	52	4	56	190.31	190.80	190.56
2	Andhra Pradesh	42	38	80	254.56	272.52	263.54
	1 Watchman	1	0	1	167.30	167.30	167.30

Table 5.4

Sl. No.	Industry/Stratum/Occupation	Average Daily Employment			Average Daily Wage Rate(Rs.)		
		Men	Women	Total	Minimum	Maximum	Mean
1	2	3	4	5	6	7	8
	2 Doubler	1	6	7	130.57	130.57	130.57
	3 Reeler	7	9	16	221.19	221.19	221.19
	4 Twister	6	5	11	156.00	156.00	156.00
	5 Warper	3	0	3	170.67	170.67	170.67
	6 Weaver-Ordinary	22	11	33	373.55	417.09	395.32
	7 Winder	2	7	9	132.11	132.11	132.11
3	Karnataka	939	140	1079	301.01	485.50	393.26
	1 Boiler Attendant	3	0	3	388.02	416.79	402.41
	2 Driver	2	0	2	399.04	399.04	399.04
	3 Electrician	17	0	17	290.50	408.57	349.54
	4 Fitter	25	0	25	215.65	487.42	351.54
	5 Helper	48	7	55	261.42	296.19	278.81
	6 Mechanic (General)	7	0	7	135.89	267.70	201.80
	7 Supervisor	21	0	21	309.77	456.73	383.25
	8 Sweeper	1	0	1	237.50	237.50	237.50
	9 Tailor	2	19	21	307.50	307.50	307.50
	10 Creeler/Creel Boy	1	0	1	237.50	237.50	237.50
	11 Cloth Checker	7	0	7	290.50	290.50	290.50
	12 Combing Machine Op	430	12	442	234.07	467.72	350.90
	13 Jiggerman	18	0	18	191.02	244.01	217.52
	14 Jobber	2	0	2	290.38	290.38	290.38
	15 Operator	32	2	34	356.88	381.49	369.19
	16 Printer-Machine/Hand	17	0	17	242.75	483.08	362.92
	17 Reeler	0	66	66	878.76	1072.30	975.53
	18 Silk Cleaner	0	1	1	250.00	250.00	250.00
	19 Sorter	25	12	37	561.24	1089.83	825.54
	20 Stentering Machine M	6	3	9	287.50	287.50	287.50
	21 Twister	16	2	18	231.96	276.83	254.40
	22 Warper	3	0	3	258.97	324.35	291.66
	23 Weaver-Auto Loom	55	8	63	310.83	368.96	339.90
	24 Weaver-Ordinary	200	7	207	247.88	432.02	339.95
	25 Winder	1	1	2	254.65	254.65	254.65



Table 5.4

Sl. No.	Industry/Stratum/Occupation	Average Daily Employment			Average Daily Wage Rate(Rs.)		
		Men	Women	Total	Minimum	Maximum	Mean
1	2	3	4	5	6	7	8
4	Tamil Nadu	141	71	212	308.34	344.65	326.50
1	Boiler Attendant	2	0	2	175.00	175.00	175.00
2	Driver	2	0	2	205.00	205.00	205.00
3	Electrician	2	0	2	520.40	520.40	520.40
4	Fitter	1	0	1	615.38	615.38	615.38
5	Helper	0	3	3	125.00	125.00	125.00
6	Mistry/Kangani	3	0	3	407.19	427.34	417.27
7	Mechanic (General)	1	0	1	615.38	615.38	615.38
8	Packer	4	2	6	208.74	208.74	208.74
9	Picker	2	0	2	140.00	140.00	140.00
10	Supervisor	6	0	6	855.04	1227.73	1041.39
11	Watchman	4	0	4	346.15	346.15	346.15
12	Colour Mixer	3	3	6	300.00	300.00	300.00
13	Cooker	0	11	11	289.02	289.02	289.02
14	Cloth Checker	3	0	3	346.54	461.54	404.04
15	Card Tenter	0	2	2	200.00	200.00	200.00
16	Doubler	0	5	5	143.20	143.20	143.20
17	Drawer-In	7	0	7	369.65	420.80	395.23
18	Finishman	0	2	2	200.00	200.00	200.00
19	Operator	4	0	4	180.00	180.00	180.00
20	Printer-Machine/Hand	1	0	1	403.84	403.84	403.84
21	Reeler	36	21	57	306.82	339.24	323.03
22	Silk Cleaner	0	2	2	200.00	200.00	200.00
23	Twister	6	7	13	238.60	238.60	238.60
24	Warper	3	0	3	197.56	197.56	197.56
25	Weaver-Ordinary	13	0	13	299.87	473.72	386.80
26	Winder	38	13	51	313.03	324.61	318.82
9	Residual	2033	67	2100	303.10	329.01	316.06
1	Beltman/Stitcher/Moc	19	9	28	113.76	124.61	119.19
2	Boiler Attendant	2	0	2	734.08	734.08	734.08
3	Carpenter	2	0	2	712.00	712.00	712.00
4	Checker	7	0	7	293.41	309.90	301.66

Table 5.4

Sl. No.	Industry/Stratum/Occupation	Average Daily Employment			Average Daily Wage Rate(Rs.)		
		Men	Women	Total	Minimum	Maximum	Mean
1	2	3	4	5	6	7	8
	5 Compressor Operator	23	0	23	267.30	267.30	267.30
	6 Coolie/Mazdoor	38	0	38	320.90	372.86	346.88
	7 Driver	7	0	7	432.70	432.70	432.70
	8 Electrician	19	0	19	324.39	366.47	345.43
	9 Fitter	68	0	68	319.98	329.75	324.87
	10 Mech/Elec Foreman	2	0	2	996.00	996.00	996.00
	11 Helper	438	13	451	273.04	283.28	278.16
	12 Loader/Unloader	111	0	111	279.10	279.10	279.10
	13 Mechanic (General)	14	0	14	409.17	409.17	409.17
	14 Oilman/Greaser	1	0	1	290.00	290.00	290.00
	15 Packer	15	7	22	234.58	247.60	241.09
	16 Painter	2	0	2	250.00	288.46	269.23
	17 Supervisor	60	0	60	318.84	499.60	409.22
	18 Sweeper	10	4	14	363.53	366.39	364.96
	19 Tailor	73	0	73	286.88	286.88	286.88
	20 Turner	1	0	1	340.00	340.00	340.00
	21 Watchman	41	0	41	431.87	431.87	431.87
	22 Welder	3	0	3	294.90	294.90	294.90
	23 Machine Man	7	0	7	246.13	416.65	331.39
	24 Khalashi	1	0	1	996.00	996.00	996.00
	25 Store Keeper	4	0	4	416.58	416.58	416.58
	26 Apprentices/Trainees	31	0	31	76.00	171.73	123.87
	27 Colour Mixer	29	0	29	191.71	231.81	211.76
	28 Cooker	1	0	1	173.00	173.00	173.00
	29 Cloth Checker	98	0	98	310.77	341.02	325.90
	30 Combing Machine Op	108	3	111	227.96	235.41	231.69
	31 Doubler	3	0	3	1089.00	1115.00	1102.00
	32 Drawer-In	4	0	4	270.19	270.19	270.19
	33 Finishman	11	2	13	415.41	508.49	461.95
	34 Hand Folder	8	0	8	366.79	366.88	366.84
	35 Head Jobber	4	0	4	465.87	465.87	465.87
	36 Jiggerman	1	0	1	461.23	461.53	461.38
	37 Jobber	34	0	34	188.74	192.14	190.44
	38 Knotter	3	4	7	149.97	149.97	149.97
	39 Operator	320	0	320	289.58	299.15	294.37

Table 5.4

Sl. No.	Industry/Stratum/Occupation	Average Daily Employment			Average Daily Wage Rate(Rs.)		
		Men	Women	Total	Minimum	Maximum	Mean
1	2	3	4	5	6	7	8
	40 Printer-Machine/Hand	63	1	64	585.73	592.96	589.35
	41 Silk Cleaner	9	7	16	223.28	276.32	249.80
	42 Sorter	5	0	5	242.27	278.04	260.16
	43 Stentering Machine M	21	13	34	894.71	894.71	894.71
	44 Twister	27	0	27	185.68	205.85	195.77
	45 Warper	19	0	19	307.79	338.23	323.01
	46 Washer	12	0	12	442.24	473.42	457.83
	47 Weaver-Auto Loom	101	0	101	366.47	429.39	397.93
	48 Weaver-Ordinary	12	0	12	212.62	340.99	276.81
	49 Winder	81	2	83	255.34	256.13	255.74
	50 Miscellaneous	60	2	62	229.06	392.93	311.00
IV.	Synthetic Textiles	50394	6277	56671	312.00	493.31	402.66
	1 Rajasthan	5134	2757	7891	238.29	387.46	312.88
	1 Carpenter	5	0	5	274.69	311.69	293.19
	2 Checker	56	3	59	182.48	367.60	275.04
	3 Compressor Operator	3	0	3	268.46	336.23	302.35
	4 Coolie/Mazdoor	5	7	12	195.85	268.26	232.06
	5 Driver	4	0	4	271.08	288.08	279.58
	6 Electrician	88	0	88	288.63	511.37	400.00
	7 Fireman	8	0	8	198.53	468.12	333.33
	8 Fitter	272	0	272	333.98	631.74	482.86
	9 Mech/Elec Foreman	43	0	43	541.84	709.34	625.59
	10 Helper	500	1307	1807	199.73	248.62	224.18
	11 Loader/Unloader	10	0	10	423.11	557.69	490.40
	12 Mechanic (General)	29	0	29	475.49	867.96	671.73
	13 Oilman/Greaser	6	0	6	304.81	317.63	311.22
	14 Packer	11	8	19	245.32	444.81	345.07
	15 Pump Attendant	1	0	1	296.00	296.00	296.00
	16 Supervisor	85	8	93	320.17	518.54	419.36
	17 Sweeper	19	30	49	180.08	395.37	287.73
	18 Turner	3	0	3	175.46	498.12	336.79

Table 5.4

Sl. No.	Industry/Stratum/Occupation	Average Daily Employment			Average Daily Wage Rate(Rs.)		
		Men	Women	Total	Minimum	Maximum	Mean
1	2	3	4	5	6	7	8
19	Watchman	82	0	82	219.93	593.66	406.80
20	Welder	8	0	8	225.22	470.46	347.84
21	Wireman	5	0	5	208.22	600.92	404.57
22	Store Keeper	32	0	32	342.29	553.65	447.97
23	Apprentices/Trainees	20	0	20	145.90	554.96	350.43
24	Blender/Bale Breaker	38	0	38	268.89	711.28	490.09
25	Beam Dying Mach Op	21	0	21	368.45	420.09	394.27
26	Card Tenter/Stripper	3	0	3	384.62	615.38	500.00
27	Checker	93	680	773	257.30	289.35	273.33
28	Creeler/Creel Boy	5	0	5	209.43	212.51	210.97
29	Cutting Machine Man	5	0	5	549.23	707.69	628.46
30	Darner/Looker Clip	129	17	146	241.71	614.96	428.34
31	Doffing Boy/Doffer	203	5	208	204.04	319.71	261.88
32	Drawer-In	147	553	700	242.66	285.36	264.01
33	Drawing Frame Tenter	6	0	6	333.33	750.00	541.67
34	Finisher/Line Boy	9	0	9	410.25	693.16	551.71
35	Front Sizer/Sizer	10	0	10	275.53	578.91	427.22
36	Grinder-Carding Mach	45	13	58	382.63	677.32	529.98
37	Head Jobber	198	0	198	373.65	529.80	451.73
38	Jobber/Fancy Jobber	151	0	151	708.21	801.18	754.70
39	Machine Folder	22	1	23	349.33	668.47	508.90
40	Machine Op/Jigger	1292	3	1295	158.13	456.33	307.23
41	Packer/Yarn Packer	17	0	17	258.82	513.12	385.97
42	Reacher	16	0	16	238.85	336.54	287.70
43	Reeler	1	0	1	211.54	211.54	211.54
44	Roller Coverer	11	0	11	403.62	587.06	495.34
45	Simplex Tenter	32	0	32	237.78	304.36	271.07
46	Stenter Operator	20	0	20	189.00	360.74	274.87
47	Spinner	13	11	24	194.11	234.49	214.30
48	Tape Man	2	0	2	817.31	817.31	817.31
49	Sider/Two For One Te	172	1	173	194.26	274.55	234.41
50	Twister-Thrower	2	0	2	201.92	538.46	370.19
51	Warper-All Types	246	42	288	249.53	464.37	356.95
52	Weaver-Power Loom	360	0	360	209.26	317.34	263.30
53	Weaver-High Speed	106	0	106	225.18	332.55	278.87

Table 5.4

Sl. No.	Industry/Stratum/Occupation	Average Daily Employment			Average Daily Wage Rate(Rs.)			
		Men	Women	Total	Minimum	Maximum	Mean	
1	2	3	4	5	6	7	8	
	54	Weft Distributor	5	0	5	369.23	381.54	375.39
	55	Winder	199	68	267	239.94	482.28	361.11
	56	Mach Op-Jet Dyeing	221	0	221	255.00	380.80	317.90
	57	Miscellaneous	39	0	39	297.34	823.47	560.41
2	Gujarat		22301	209	22510	332.87	580.25	456.56
	1	Boiler Attendant	235	0	235	279.78	551.30	415.54
	2	Boiler Maker	9	0	9	279.61	333.72	306.67
	3	Carpenter	6	0	6	465.83	465.83	465.83
	4	Checker	149	0	149	387.73	573.73	480.73
	5	Compressor Operator	287	7	294	403.05	1596.21	999.63
	6	Coolie/Mazdoor	1919	7	1926	219.74	364.76	292.25
	7	Driver	125	0	125	338.36	386.96	362.66
	8	Electrician	123	0	123	368.07	667.13	517.60
	9	Fireman	32	0	32	423.86	489.24	456.55
	10	Fitter	780	0	780	372.26	643.79	508.03
	11	Mech/Elec Foreman	268	0	268	377.19	598.03	487.61
	12	Helper	4229	100	4329	281.04	480.46	380.75
	13	Loader/Unloader	14	0	14	218.71	235.96	227.34
	14	Mistry/Kangani	15	0	15	456.00	456.00	456.00
	15	Mechanic (General)	115	0	115	521.38	585.07	553.23
	16	Painter	165	0	165	281.32	515.89	398.61
	17	Picker	47	0	47	519.23	519.23	519.23
	18	Press Man	43	0	43	289.77	289.77	289.77
	19	Supervisor	1832	26	1858	421.50	908.47	664.99
	20	Sweeper	184	33	217	273.64	414.11	343.88
	21	Tailor	30	0	30	344.93	346.82	345.88
	22	Turner	2	0	2	500.00	807.60	653.80
	23	Watchman	268	0	268	330.02	455.22	392.62
	24	Welder	14	0	14	456.08	539.21	497.65
	25	Wireman	20	0	20	352.64	564.37	458.51
	26	Machine Man	2003	0	2003	330.58	458.36	394.47
	27	Store Keeper	60	0	60	316.09	487.26	401.68
	28	Apprentices/Trainees	20	0	20	285.50	315.40	300.45

Table 5.4

Sl. No.	Industry/Stratum/Occupation	Average Daily Employment			Average Daily Wage Rate(Rs.)		
		Men	Women	Total	Minimum	Maximum	Mean
1	2	3	4	5	6	7	8
	29 Blender/Bale Breaker	88	0	88	369.23	434.61	401.92
	30 Back Sizer	28	0	28	176.77	267.43	222.10
	31 Bobbin Carrier	22	0	22	299.55	299.55	299.55
	32 Beam Dying Mach Op	627	0	627	338.58	496.02	417.30
	33 Checker	423	0	423	552.06	652.39	602.23
	34 Cutting Machine Man	59	0	59	424.47	424.47	424.47
	35 Darner/Looker Clip	6	0	6	303.82	726.92	515.37
	36 Doffing Boy/Doffer	7	0	7	503.30	1459.34	981.32
	37 Drawer-In	254	0	254	479.24	532.96	506.10
	38 Finisher/Line Boy	73	0	73	329.50	362.01	345.76
	39 Front Sizer/Sizer	50	0	50	198.61	198.61	198.61
	40 Grinder-Carding Mach	133	0	133	462.15	522.21	492.18
	41 Head Jobber	728	28	756	382.81	1059.74	721.28
	42 Jobber/Fancy Jobber	620	0	620	319.56	407.55	363.56
	43 Machine Folder	126	0	126	389.37	389.91	389.64
	44 Machine Op/Jigger	1946	4	1950	371.76	684.94	528.35
	45 Packer/Yarn Packer	268	0	268	309.31	415.81	362.56
	46 Printing Machine Op	378	0	378	309.06	407.75	358.41
	47 Reacher	104	0	104	282.03	358.32	320.18
	48 Reeler	9	0	9	300.00	307.70	303.85
	49 Ring Piecer/Frame Te	81	0	81	148.08	403.85	275.97
	50 Stenter Operator	52	0	52	599.70	614.79	607.25
	51 Spinner	59	0	59	379.66	379.66	379.66
	52 Warper-All Types	189	0	189	423.62	867.35	645.49
	53 Weaver-Power Loom	396	0	396	311.18	822.60	566.89
	54 Weaver-High Speed	124	0	124	282.39	458.79	370.59
	55 Winder	179	4	183	278.42	781.84	530.13
	56 Mach Op-Draw Textur	128	0	128	279.38	457.06	368.22
	57 Mach Op-Draw Twister	280	0	280	454.92	454.92	454.92
	58 Mach Op-Jet Dyeing	189	0	189	557.09	606.44	581.77
	59 Miscellaneous	1681	0	1681	275.66	568.13	421.90
3	Dadra & N Haveli	6243	116	6359	345.32	574.45	459.89
	1 Checker	257	9	266	357.06	447.21	402.14

Table 5.4

Sl. No.	Industry/Stratum/Occupation	Average Daily Employment			Average Daily Wage Rate(Rs.)		
		Men	Women	Total	Minimum	Maximum	Mean
1	2	3	4	5	6	7	8
	2 Compressor Operator	634	0	634	517.20	644.47	580.84
	3 Driver	60	0	60	352.26	496.76	424.51
	4 Electrician	258	1	259	391.26	696.27	543.77
	5 Fireman	14	0	14	419.00	519.00	469.00
	6 Fitter	261	0	261	276.21	411.44	343.83
	7 Mech/Elec Foreman	41	0	41	623.80	798.82	711.31
	8 Helper	212	10	222	382.01	411.83	396.92
	9 Loader/Unloader	45	0	45	239.64	321.67	280.66
	10 Mechanic (General)	1	0	1	500.00	500.00	500.00
	11 Oilman/Greaser	3	0	3	399.81	430.89	415.35
	12 Packer	20	6	26	245.97	354.02	300.00
	13 Plumber	11	0	11	356.00	403.00	379.50
	14 Supervisor	27	0	27	393.95	685.45	539.70
	15 Sweeper	33	40	73	417.30	420.38	418.84
	16 Turner	1	0	1	492.96	492.96	492.96
	17 Watchman	29	0	29	485.24	503.45	494.35
	18 Wireman	2	0	2	365.38	450.08	407.73
	19 Af. Treat. Plant Op.	23	0	23	458.80	537.85	498.33
	20 Blender/Bale Breaker	8	0	8	274.00	434.00	354.00
	21 Bobbin Carrier	2	0	2	278.00	278.00	278.00
	22 Beam Dying Mach Op	339	1	340	340.25	439.36	389.81
	23 Checker	102	0	102	417.58	485.73	451.66
	24 Creeler/Creel Boy	42	0	42	242.00	304.00	273.00
	25 Drawer-In	7	0	7	587.28	663.17	625.23
	26 Finisher/Line Boy	118	0	118	517.00	548.00	532.50
	27 Front Sizer/Sizer	44	0	44	352.00	522.00	437.00
	28 Grinder-Carding Mach	1	0	1	528.19	528.19	528.19
	29 Head Jobber	9	0	9	373.01	373.01	373.01
	30 Jobber/Fancy Jobber	194	0	194	307.66	497.73	402.70
	31 Lot Maker/Preparer	9	0	9	444.05	556.45	500.25
	32 Machine Op/Jigger	2045	3	2048	229.36	666.55	447.96
	33 Packer/Yarn Packer	91	40	131	420.70	425.47	423.09
	34 Warper-All Types	13	3	16	356.22	397.32	376.77
	35 Weaver-Power Loom	428	2	430	323.33	370.41	346.87
	36 Weaver-High Speed	6	0	6	330.77	494.23	412.50

Table 5.4

Sl. No.	Industry/Stratum/Occupation	Average Daily Employment			Average Daily Wage Rate(Rs.)			
		Men	Women	Total	Minimum	Maximum	Mean	
1	2	3	4	5	6	7	8	
	37	Weft Distributor	50	0	50	585.00	585.00	585.00
	38	Mach Op-Draw Twister	25	0	25	491.35	1860.00	1175.68
	39	Miscellaneous	778	1	779	436.45	629.44	532.95
4	Maharashtra		3259	102	3361	342.74	603.87	473.31
	1	Boiler Attendant	39	0	39	413.16	549.15	481.16
	2	Boiler Maker	4	0	4	600.00	600.00	600.00
	3	Carpenter	1	0	1	240.80	240.80	240.80
	4	Checker	63	11	74	314.23	379.78	347.01
	5	Compressor Operator	7	0	7	361.16	568.26	464.71
	6	Coolie/Mazdoor	120	0	120	212.16	719.91	466.04
	7	Driver	27	0	27	389.25	436.22	412.74
	8	Electrician	36	0	36	414.02	622.79	518.41
	9	Fireman	8	0	8	313.04	314.92	313.98
	10	Fitter	67	0	67	297.98	421.59	359.79
	11	Mech/Elec Foreman	4	0	4	614.92	636.74	625.83
	12	Helper	509	10	519	330.84	368.08	349.46
	13	Loader/Unloader	17	0	17	407.74	446.86	427.30
	14	Mechanic (General)	51	0	51	327.05	916.41	621.73
	15	Motor Mechanic	15	0	15	351.28	620.51	485.90
	16	Oilman/Greaser	8	0	8	295.13	301.67	298.40
	17	Packer	5	0	5	275.58	471.37	373.48
	18	Painter	1	0	1	439.57	439.57	439.57
	19	Press Man	0	1	1	175.00	175.00	175.00
	20	Supervisor	348	11	359	466.20	1394.50	930.35
	21	Sweeper	31	16	47	266.83	363.43	315.13
	22	Tailor	27	5	32	433.48	675.19	554.34
	23	Turner	1	0	1	228.00	228.00	228.00
	24	Watchman	72	0	72	273.16	350.27	311.72
	25	Welder	2	0	2	310.96	310.96	310.96
	26	Wireman	1	0	1	307.69	307.69	307.69
	27	Store Keeper	18	0	18	432.61	446.86	439.74
	28	Apprentices/Trainees	1	0	1	338.15	338.15	338.15
	29	Blender/Bale Breaker	2	0	2	174.00	276.00	225.00



Table 5.4

Sl. No.	Industry/Stratum/Occupation	Average Daily Employment			Average Daily Wage Rate(Rs.)		
		Men	Women	Total	Minimum	Maximum	Mean
1	2	3	4	5	6	7	8
	30 Back Sizer	20	4	24	288.62	417.92	353.27
	31 Bobbin Carrier	13	0	13	506.02	562.36	534.19
	32 Beam Dying Mach Op	72	1	73	320.00	601.61	460.81
	33 Checker	129	4	133	327.82	579.79	453.81
	34 Creeler/Creel Boy	13	2	15	296.91	296.91	296.91
	35 Cutting Machine Man	7	0	7	298.00	750.00	524.00
	36 Darner/Looker Clip	16	25	41	218.87	370.15	294.51
	37 Doffing Boy/Doffer	12	0	12	241.17	262.00	251.59
	38 Drawer-In	31	2	33	452.90	468.91	460.91
	39 Drawing Frame Tenter	1	0	1	320.03	320.03	320.03
	40 Doubler	7	0	7	305.76	355.76	330.76
	41 Finisher/Line Boy	8	0	8	304.75	340.78	322.77
	42 Head Jobber	141	0	141	384.05	793.83	588.94
	43 Jobber/Fancy Jobber	39	0	39	521.51	615.02	568.27
	44 Lot Maker/Preparer	32	0	32	307.08	307.08	307.08
	45 Machine Folder	71	0	71	296.87	562.91	429.89
	46 Machine Op/Jigger	344	0	344	355.55	504.85	430.20
	47 Packer/Yarn Packer	9	0	9	203.11	913.88	558.50
	48 Printing Machine Op	11	0	11	392.72	393.77	393.25
	49 Reacher	8	0	8	309.09	434.09	371.59
	50 Simplex Tenter	32	0	32	140.00	250.80	195.40
	51 Stenter Operator	73	0	73	329.44	662.20	495.82
	52 Sider/Two For One Te	47	0	47	160.60	269.83	215.22
	53 Warper-All Types	59	1	60	389.52	516.67	453.10
	54 Weaver-Power Loom	185	0	185	262.33	365.69	314.01
	55 Weaver-High Speed	79	0	79	391.63	498.24	444.94
	56 Weft Distributor	10	0	10	371.36	398.69	385.03
	57 Winder	39	4	43	216.94	267.37	242.16
	58 Mach Op-Jet Dyeing	70	0	70	334.66	720.82	527.74
	59 Miscellaneous	196	5	201	364.00	741.70	552.85
9	Residual	13457	3093	16550	299.73	371.89	335.81
	1 Boiler Attendant	194	0	194	571.88	684.95	628.42
	2 Boiler Maker	19	0	19	419.02	449.38	434.20

Table 5.4

Sl. No.	Industry/Stratum/Occupation	Average Daily Employment			Average Daily Wage Rate(Rs.)		
		Men	Women	Total	Minimum	Maximum	Mean
1	2	3	4	5	6	7	8
	3 Carpenter	3	0	3	287.28	287.28	287.28
	4 Checker	63	37	100	230.36	314.83	272.60
	5 Compressor Operator	221	0	221	566.97	725.05	646.01
	6 Coolie/Mazdoor	258	60	318	238.01	296.77	267.39
	7 Driver	84	1	85	382.23	426.59	404.41
	8 Electrician	87	1	88	320.52	426.60	373.56
	9 Fireman	15	0	15	277.56	297.59	287.58
	10 Fitter	355	0	355	298.60	400.12	349.36
	11 Mech/Elec Foreman	323	30	353	773.51	999.97	886.74
	12 Helper	2915	542	3457	229.31	306.11	267.71
	13 Loader/Unloader	63	5	68	223.30	278.24	250.77
	14 Mistry/Kangani	17	0	17	434.84	484.66	459.75
	15 Mason	3	0	3	339.34	400.56	369.95
	16 Mechanic (General)	16	0	16	342.50	440.00	391.25
	17 Motor Mechanic	12	5	17	277.50	277.50	277.50
	18 Packer	15	4	19	261.68	371.90	316.79
	19 Painter	1	0	1	319.56	319.56	319.56
	20 Picker	0	68	68	185.00	185.00	185.00
	21 Plumber	3	0	3	323.64	490.30	406.97
	22 Press Man	2	0	2	276.75	276.75	276.75
	23 Supervisor	479	6	485	479.74	771.20	625.47
	24 Sweeper	77	66	143	282.75	316.48	299.62
	25 Switch Board Attedan	3	0	3	300.21	300.33	300.27
	26 Tailor	3	0	3	338.43	641.24	489.84
	27 Turner	3	0	3	266.99	466.99	366.99
	28 Watchman	168	0	168	324.86	416.88	370.87
	29 Welder	3	0	3	233.95	333.95	283.95
	30 Wireman	3	0	3	330.33	345.33	337.83
	31 Khalashi	19	0	19	220.00	225.00	222.50
	32 Store Keeper	10	0	10	365.68	365.68	365.68
	33 Apprentices/Trainees	577	202	779	265.75	364.73	315.24
	34 Blender/Bale Breaker	639	111	750	229.50	231.67	230.59
	35 Back Sizer	7	0	7	259.45	259.45	259.45
	36 Bobbin Carrier	3	40	43	125.94	125.94	125.94
	37 Beam Dying Mach Op	137	4	141	742.14	848.61	795.38

Table 5.4

Sl. No.	Industry/Stratum/Occupation	Average Daily Employment			Average Daily Wage Rate(Rs.)		
		Men	Women	Total	Minimum	Maximum	Mean
1	2	3	4	5	6	7	8
	38 Card Tenter/Stripper	225	22	247	269.96	274.85	272.41
	39 Checker	177	0	177	264.12	319.31	291.72
	40 Creeler/Creel Boy	4	1	5	261.60	323.20	292.40
	41 Darner/Looker Clip	2	0	2	336.54	336.54	336.54
	42 Doffing Boy/Doffer	1826	109	1935	282.78	304.12	293.45
	43 Drawer-In	2	0	2	307.69	307.69	307.69
	44 Drawing Frame Tenter	162	82	244	265.35	287.92	276.64
	45 Doubler	0	51	51	110.00	110.00	110.00
	46 Finisher/Line Boy	291	28	319	253.41	421.31	337.36
	47 Head Jobber	19	0	19	330.74	507.95	419.35
	48 Jobber/Fancy Jobber	519	2	521	337.69	365.44	351.57
	49 Machine Op/Jigger	1025	16	1041	452.45	596.40	524.43
	50 Packer/Yarn Packer	98	22	120	228.35	261.99	245.17
	51 Printing Machine Op	33	0	33	227.61	253.85	240.73
	52 Reacher	1	0	1	281.00	281.00	281.00
	53 Reeler	299	30	329	316.57	343.93	330.25
	54 Ring Doffer	50	20	70	238.40	377.24	307.82
	55 Ring Piecer/Frame Te	125	0	125	300.73	300.73	300.73
	56 Roller Coverer	10	1	11	287.77	336.64	312.21
	57 Simplex Tenter	48	68	116	190.20	209.38	199.79
	58 Spinner	246	301	547	166.61	225.91	196.26
	59 Sider/Two For One Te	357	94	451	260.99	277.47	269.23
	60 Twister-Thrower	2	0	2	400.00	400.00	400.00
	61 Warper-All Types	94	0	94	286.38	355.78	321.08
	62 Weaver-Power Loom	23	11	34	398.88	444.15	421.52
	63 Winder	711	1047	1758	273.52	300.14	286.83
	64 Mach Op-Draw Textur	20	0	20	253.85	253.85	253.85
	65 Mach Op-Jet Dyeing	10	0	10	285.78	308.29	297.04
	66 Miscellaneous	278	6	284	248.53	417.36	332.95
V.	Jute Textiles	50001	1645	51646	291.39	475.94	383.67
	1 West Bengal	42871	189	43060	289.25	491.08	390.17

Table 5.4

Sl. No.	Industry/Stratum/Occupation	Average Daily Employment			Average Daily Wage Rate(Rs.)		
		Men	Women	Total	Minimum	Maximum	Mean
1	2	3	4	5	6	7	8
1	Beltman/Stitcher/Moc	93	8	101	206.87	211.98	209.43
2	Blacksmith	3	0	3	192.07	535.30	363.69
3	Boiler Attendant	11	0	11	388.73	470.56	429.65
4	Carpenter	73	0	73	219.83	545.24	382.54
5	Checker	0	13	13	328.13	346.90	337.52
6	Compressor Operator	57	2	59	388.24	522.06	455.15
7	Coolie/Mazdoor	10158	73	10231	302.44	516.63	409.54
8	Driver	14	0	14	398.11	492.89	445.50
9	Electrician	108	0	108	245.51	544.83	395.17
10	Fireman	15	0	15	220.21	455.01	337.61
11	Fitter	567	0	567	153.09	645.95	399.52
12	Mech/Elec Foreman	76	0	76	202.48	219.52	211.00
13	Helper	1326	3	1329	349.50	523.70	436.60
14	Loader/Unloader	17	0	17	204.16	732.32	468.24
15	Mistry/Kangani	985	0	985	234.49	555.70	395.10
16	Mason	2	0	2	282.98	619.53	451.26
17	Mechanic (General)	695	0	695	329.72	433.84	381.78
18	Oilman/Greaser	150	0	150	226.67	592.53	409.60
19	Packer	12	0	12	327.90	340.60	334.25
20	Painter	1	0	1	382.90	382.90	382.90
21	Picker	218	0	218	279.06	516.89	397.98
22	Press Man	107	0	107	363.87	507.59	435.73
23	Pump Attendant	2	0	2	253.29	304.22	278.76
24	Sign Maker	12	0	12	444.93	714.77	579.85
25	Supervisor	2	0	2	357.00	359.00	358.00
26	Sweeper	139	0	139	268.46	709.32	488.89
27	Turner	9	0	9	316.39	399.66	358.03
28	Watchman	51	0	51	245.72	794.30	520.01
29	Welder	18	0	18	351.69	564.03	457.86
30	Gen./Turbo Operator	5	0	5	96.59	694.48	395.54
31	Khalashi	74	0	74	440.50	462.64	451.57
32	Store Keeper	1	0	1	227.14	227.14	227.14
33	Beamer	977	0	977	304.18	438.29	371.24
34	Breaker Feeder	636	0	636	266.34	457.61	361.98
35	Beamer Tier & Joiner	379	0	379	393.97	453.57	423.77

Table 5.4

Sl. No.	Industry/Stratum/Occupation	Average Daily Employment			Average Daily Wage Rate(Rs.)		
		Men	Women	Total	Minimum	Maximum	Mean
1	2	3	4	5	6	7	8
	36 Breaker Receiver	403	0	403	295.49	501.61	398.55
	37 Calander Feeder/Man	249	0	249	347.75	540.79	444.27
	38 Cop Winder	743	0	743	335.80	477.09	406.45
	39 Finisher & Receiver	867	0	867	336.36	468.38	402.37
	40 First Drawing Receiv	384	0	384	152.52	448.37	300.45
	41 First Pressman	233	0	233	380.38	485.86	433.12
	42 Hand Sewer	286	28	314	254.45	402.23	328.34
	43 Head Mistry/Charge H	506	0	506	306.72	527.52	417.12
	44 Head Sirdar/Supervis	436	0	436	270.78	445.02	357.90
	45 Hessian Warp/Weft Sp	2179	2	2181	295.33	491.47	393.40
	46 Heamming Machine Opt	648	0	648	335.45	506.25	420.85
	47 Pickerman/Ankarwalla	649	0	649	269.27	578.42	423.85
	48 Pin Boy/Bar Boy	51	0	51	207.13	502.13	354.63
	49 Root Cutter	409	16	425	410.85	468.12	439.49
	50 Sacking Loom Weaver	8076	40	8116	236.78	469.55	353.17
	51 Sacking Weft Spinner	1089	0	1089	254.97	530.81	392.89
	52 Sectional Sirdar	679	0	679	378.69	534.29	456.49
	53 Selector	345	0	345	283.63	471.11	377.37
	54 Sewing Machine Op	1610	0	1610	395.71	455.34	425.53
	55 Softner Feeder	568	2	570	251.26	503.97	377.62
	56 Softner Receiver	197	0	197	304.96	462.62	383.79
	57 Sp Shifter/Bobbin Ca	1089	0	1089	341.86	391.64	366.75
	58 Starchman	20	0	20	263.00	392.37	327.69
	59 Teaser Feeder	65	0	65	332.58	425.23	378.91
	60 Twister/Doubler	48	0	48	421.04	431.97	426.51
	61 Warp Winder	3939	2	3941	269.27	465.04	367.16
	62 Miscellaneous	110	0	110	264.76	722.20	493.48
2	Tamil Nadu	278	825	1103	185.95	223.31	204.63
	1 Boiler Maker	1	0	1	400.00	400.00	400.00
	2 Checker	1	18	19	143.08	149.34	146.21
	3 Coolie/Mazdoor	4	11	15	217.33	217.33	217.33
	4 Driver	21	1	22	248.37	421.21	334.79
	5 Electrician	13	0	13	196.43	603.65	400.04

Table 5.4

Sl. No.	Industry/Stratum/Occupation	Average Daily Employment			Average Daily Wage Rate(Rs.)		
		Men	Women	Total	Minimum	Maximum	Mean
1	2	3	4	5	6	7	8
	6 Fitter	30	0	30	361.99	500.01	431.00
	7 Helper	13	18	31	220.08	220.08	220.08
	8 Mechanic (General)	1	1	2	155.50	155.50	155.50
	9 Packer	3	21	24	184.42	190.25	187.34
	10 Supervisor	25	3	28	200.79	438.12	319.46
	11 Sweeper	0	7	7	165.00	165.00	165.00
	12 Watchman	24	0	24	190.83	409.40	300.12
	13 Welder	1	0	1	248.77	248.77	248.77
	14 Af. Treat. Plant Op.	1	0	1	248.77	248.77	248.77
	15 Store Keeper	1	0	1	294.00	294.00	294.00
	16 Beamer	1	0	1	360.00	360.00	360.00
	17 Breaker Feeder	7	37	44	168.95	178.07	173.51
	18 Breaker Receiver	2	21	23	191.87	209.09	200.48
	19 Calander Feeder/Man	1	14	15	128.40	139.60	134.00
	20 Cop Winder	0	59	59	165.59	186.24	175.92
	21 Finisher & Receiver	5	47	52	174.49	193.46	183.98
	22 First Drawing Receiv	0	2	2	330.38	330.38	330.38
	23 Hand Sewer	0	6	6	170.00	170.00	170.00
	24 Head Mistry/Charge H	3	0	3	750.00	807.69	778.85
	25 Head Sirdar/Supervis	8	0	8	520.43	561.30	540.87
	26 Hessian Warp/Weft Sp	15	0	15	80.77	102.31	91.54
	27 Heamming Machine Opt	16	3	19	314.06	314.06	314.06
	28 Sacking Loom Weaver	10	0	10	400.00	400.00	400.00
	29 Sacking Weft Spinner	13	75	88	199.89	233.64	216.77
	30 Sectional Sirdar	9	6	15	174.41	183.74	179.08
	31 Sewing Machine Op	3	0	3	230.00	302.50	266.25
	32 Sp Shifter/Bobbin Ca	37	250	287	159.56	175.08	167.32
	33 Twister/Doubler	1	0	1	230.00	230.00	230.00
	34 Warp Winder	5	223	228	154.35	172.09	163.22
	35 Miscellaneous	3	2	5	355.00	355.00	355.00
9	Residual	6852	631	7483	319.22	426.10	372.66
	1 Blacksmith	3	0	3	338.47	338.47	338.47
	2 Boiler Attendant	4	0	4	347.35	370.57	358.96

Table 5.4

Sl. No.	Industry/Stratum/Occupation	Average Daily Employment			Average Daily Wage Rate(Rs.)		
		Men	Women	Total	Minimum	Maximum	Mean
1	2	3	4	5	6	7	8
	3 Boiler Maker	25	0	25	408.00	408.00	408.00
	4 Carpenter	6	0	6	325.18	342.25	333.72
	5 Checker	58	5	63	281.89	352.77	317.33
	6 Compressor Operator	12	0	12	333.37	333.37	333.37
	7 Coolie/Mazdoor	538	47	585	331.09	686.16	508.63
	8 Driver	20	0	20	375.24	379.60	377.42
	9 Electrician	71	0	71	310.42	377.57	344.00
	10 Fireman	7	0	7	284.96	284.96	284.96
	11 Fitter	303	0	303	310.32	391.30	350.81
	12 Mech/Elec Foreman	14	0	14	419.97	452.31	436.14
	13 Helper	560	53	613	295.49	313.77	304.63
	14 Loader/Unloader	7	0	7	294.92	299.21	297.07
	15 Mason	1	0	1	288.09	288.09	288.09
	16 Mechanic (General)	151	0	151	274.71	403.97	339.34
	17 Motor Mechanic	2	0	2	325.47	325.47	325.47
	18 Oilman/Greaser	25	0	25	335.72	391.26	363.49
	19 Packer	13	2	15	294.76	347.53	321.15
	20 Painter	1	0	1	295.00	295.00	295.00
	21 Picker	6	0	6	321.97	334.16	328.07
	22 Plumber	6	0	6	287.86	305.53	296.70
	23 Sign Maker	20	0	20	408.00	408.00	408.00
	24 Supervisor	149	0	149	402.49	494.48	448.49
	25 Sweeper	51	16	67	269.83	341.46	305.65
	26 Switch Board Attedan	3	0	3	279.35	402.39	340.87
	27 Tailor	15	0	15	838.57	948.57	893.57
	28 Turner	12	0	12	309.68	354.79	332.24
	29 Watchman	109	1	110	260.12	283.02	271.57
	30 Welder	6	0	6	299.66	308.33	304.00
	31 Wireman	25	0	25	269.75	373.67	321.71
	32 Khalashi	2	0	2	203.07	212.30	207.69
	33 Store Keeper	10	0	10	307.39	317.27	312.33
	34 Apprentices/Trainees	228	148	376	366.03	620.63	493.33
	35 Beamer	196	42	238	302.88	386.93	344.91
	36 Breaker Feeder	124	12	136	317.34	340.31	328.83
	37 Beamer Tier & Joiner	187	0	187	414.42	459.75	437.09

Table 5.4

Sl. No.	Industry/Stratum/Occupation	Average Daily Employment			Average Daily Wage Rate(Rs.)		
		Men	Women	Total	Minimum	Maximum	Mean
1	2	3	4	5	6	7	8
	38 Breaker Receiver	43	0	43	313.68	671.06	492.37
	39 Calander Feeder/Man	46	0	46	269.31	340.84	305.08
	40 Cop Winder	152	39	191	337.53	488.19	412.86
	41 Finisher & Receiver	165	3	168	311.19	721.17	516.18
	42 First Drawing Receiv	23	0	23	304.14	349.82	326.98
	43 Hand Sewer	359	0	359	327.61	329.45	328.53
	44 Head Mistry/Charge H	99	0	99	401.05	482.31	441.68
	45 Head Sirdar/Supervis	87	0	87	321.64	622.89	472.27
	46 Hessian Warp/Weft Sp	83	1	84	311.02	447.90	379.46
	47 Heamming Machine Opt	316	6	322	353.84	384.65	369.25
	48 Pickerman/Ankarwalla	20	0	20	306.35	345.75	326.05
	49 Pin Boy/Bar Boy	14	0	14	272.47	419.21	345.84
	50 Root Cutter	16	0	16	308.32	308.70	308.51
	51 Sacking Loom Weaver	879	58	937	329.67	373.38	351.53
	52 Sacking Weft Spinner	384	20	404	172.25	385.66	278.96
	53 Sectional Sirdar	521	7	528	331.77	348.60	340.19
	54 Selector	13	0	13	330.40	345.26	337.83
	55 Sewing Machine Op	8	0	8	497.59	497.59	497.59
	56 Softner Feeder	6	0	6	407.53	407.53	407.53
	57 Softner Receiver	15	4	19	318.63	334.22	326.43
	58 Sp Shifter/Bobbin Ca	147	23	170	273.22	361.40	317.31
	59 Starchman	35	20	55	329.81	330.76	330.29
	60 Teaser Feeder	5	0	5	216.34	222.94	219.64
	61 Twister/Doubler	65	8	73	325.07	344.89	334.98
	62 Warp Winder	340	116	456	326.04	414.06	370.05
	63 Miscellaneous	41	0	41	297.11	322.45	309.78
All Textile Industries		148666	21965	170631	293.27	449.24	371.26



**OCCUPATIONAL WAGE SURVEY  
SEVENTH ROUND**

**ANNEXURES**

**ON**

**FIVE TEXTILE INDUSTRIES  
(2017)**

List of 56 Industries selected for coverage under 7<sup>th</sup> round of Occupational Wage Survey.**(A) MINING SECTOR (The Mines Act, 1952)**

- 1 Coal Mines Industry
- 2 Iron Ore Mines Industry
- 3 Manganese Mines Industry
- 4 Oil Mines Industry

**(B) PLANTATION SECTOR (The Plantation Labour Act, 1951)**

- 1 Coffee Plantations Industry
- 2 Rubber Plantations Industry
- 3 Tea Plantations Industry

**(C) SERVICE SECTOR**

- 1 Railways Industry
- 2 Public Motor Transport Undertakings Industry
- 3 Ports and Docks Industry
- 4 Electricity Generation and Distribution Industry

**(D) MANUFACTURING INDUSTRY (The Factories Act, 1948)**

- 1 Sugar Industry
- 2 Oils and Fats Industry
- 3 Processing of Edible Nuts Industry
- 4 Tobacco Products Industry
- 5 Cotton Textiles Industry
  - I. 13111 Preparation and spinning of cotton fibre including blended cotton
  - II. 13121 Weaving, manufacture of cotton and cotton mixture fabrics
  - III. 13131 Finishing of cotton and blended cotton textiles.
  - IV. 13911 Manufacture of knitted and crocheted cotton fabrics
- 6 Woolen Textiles Industry
  - I. 13113 Preparation and spinning of wool, including other animal hair and blended wool including other animal hair
  - II. 13123 Weaving, manufacture of wool and wool mixture fabrics.
  - III. 13133 Finishing of wool and blended wool textiles
  - IV. 13912 Manufacture of knitted and crocheted woolen fabrics
- 7 Silk Textiles Industry
  - I. 13112 Preparation and spinning of silk fibre including blended silk
  - II. 13122 Weaving, manufacture of silk and silk mixture fabrics.
  - III. 13132 Finishing of silk and blended silk textiles.
- 8 Synthetic Textiles Industry
  - I. 13114 Preparation and spinning of man-made fibre including blended\* man-made fibre
  - II. 13124 Weaving, manufacturing of man-made fibre and man-made mixture

List of 56 Industries selected for coverage under 7<sup>th</sup> round of Occupational Wage Survey.

- |    |   |  |
|----|---|--|
|    |   | fabrics.   |
|    | III.  | 13134 Finishing of man-made and blended man-made textiles.   |
|    | IV.   | 13913 Manufacture of knitted and crocheted synthetic fabrics   |
| 9  | <b>Jute &amp; Others Textiles Industry</b>      |  |
|    | I.  | 13119 Preparation and spinning of jute, mesta and other natural fibres including blended natural fibres n.e.c. *Blended yarn/fabrics means, yarn/fabrics containing more than 50% of one fibre |
|    | II.   | 13129 Weaving of jute, mesta and other natural fibres including blended natural fibres n.e.c.  |
|    | III.  | 13135 Finishing of jute, mesta and other vegetable textiles fabrics  |
|    | IV.   | 13935 Manufacture of carpets, and other floor coverings made of jute, mesta and coir   |
|    | V.  | 13942 Manufacture of cordage or rope made of jute  |
| 10 | <b>Textile Garments Industry</b>                |  |
| 11 | <b>Paper and Paper Products Industry</b>        |  |
| 12 | <b>Printing and Publishing Industry</b>         |  |
| 13 | <b>Footwear Industry</b>                        |  |
| 14 | <b>Petroleum Refineries Industry</b>            |  |
| 15 | <b>Chemicals &amp; Gases Industry</b>           |  |
| 16 | <b>Fertilizers Industry</b>                     |  |
| 17 | <b>Drugs &amp; Medicines Industry</b>           |  |
| 18 | <b>Soaps &amp; Detergents Industry</b>          |  |
| 19 | <b>Match Industry</b>                           |  |
| 20 | <b>Glass &amp; Glass Products Industry</b>      |  |
| 21 | <b>Cement Industry</b>                          |  |
| 22 | <b>Iron and Steel Industry</b>                  |  |
| 23 | <b>Castings and Forgings Industry</b>           |  |
| 24 | <b>Agricultural Machinery Industry</b>          |  |
| 25 | <b>Textile Machinery Industry</b>               |  |
| 26 | <b>Machine Tools Industry</b>                   |  |
| 27 | <b>Electrical Industrial Machinery Industry</b> |  |

**List of 56 Industries selected for coverage under 7<sup>th</sup> round of Occupational Wage Survey.**

- 28 Electrical Apparatus Industry**
- 29 Ship Building Industry**
- 30 Locomotives/Wagons Industry**
- 31 Motor Vehicles (Motor Vehicles/Trailors/Semi-Trailors) Industry**
- 32 Motor Cycle/Scooter Industry**
- 33 Bicycles/Rickshaws Industry**
- 34 Aircrafts/Spacecrafts & Parts Industry**
- 35 Tea Processing Industry**
- 36 Tyre and Tube Industries**
- 37 Steam Generators (Boilers) Industry**
- 38 Dairy Products Industry**
- 39 Soft Drink Industry**
- 40 Aluminium Industry**
- 41 Domestic Appliances Industry**
- 42 Televisions Industry**
- 43 Computers and Peripheral Equipments Industry**
- 44 Watches & Clocks Industry**
- 45 Plastic Articles Industry**

## CONCEPTS AND DEFINITIONS

### 2.1 UNITS/MINES/PLANTATIONS/FACTORIES/ESTABLISHMENTS

The Mines, Services, Plantations and Manufacturing industries registered under the respective Acts constitute the frame for the survey.

### 2.2 SAMPLE OR SELECTED UNITS/ESTABLISHMENTS

Data collection in the present survey was carried out only in those units which had been selected (or provided as substitute) from the frame of registered factories/Mines/Plantations/Service sector units through the sampling method.

### 2.3 ESTABLISHMENTS

The establishment is a unit situated in a single location in which predominantly one kind of economic activity is carried out in such a way that at least a part of the goods and/or services produced by the unit goes for sale (i.e. entire produce is not for sole consumption. It means that an establishment is a physical entity where mainly one entrepreneurial activity (or sometimes more than one, with no separate accounts) is carried out. The examples of a unit are: workshop, factory, manufacturing plant, warehouse, shop, office, firm, school, hospital, place of worship, depot, mine, etc.

2.3.1 PUBLIC SECTOR: Establishments which are wholly owned/run/managed by Central or State governments, quasi-government institutions, local bodies like Panchayat, Zilla Parishad, City Corporation, Municipal authorities, etc., autonomous bodies like Universities, Education boards, and institutions like schools, libraries etc. set up by the Government, Panchayat, etc. or those run with more than 50% share of the government are to be treated as government/public sector undertaking.

2.3.2 PRIVATE SECTOR: Establishment owned/managed by a single person or a group of persons with share/participation of the Government / local body less than or equal to 50%, both in terms of management and shares, is to be treated as private sector establishment. An establishment should not be treated as a public sector establishment if it is run on a loan granted by government, local body, etc.

2.3.3 JOINT SECTOR: This sector includes all the establishments which are owned jointly by the Government and Private individuals or

companies (e.g. Corporations). Government here means Central or State Government including Local bodies.

#### 2.4 EMPLOYERS

The self-employed persons who work on their own account with one or a few partners and by and large run their establishments by hiring labor are the employers.

#### 2.5 WORKER

Persons who, during the reference period, were engaged in any economic activity or who, despite their attachment to economic activity, have temporarily abstained themselves from work for reason of illness, injury or other physical disability, bad weather, festivals, social or religious functions or other contingencies constitute workers.

Worker/employees defined as per different Acts relevant to the survey are as under:

2.5.1 The Factories Act, 1948: 'Worker' means a person employed directly or through any agency (including a contractor) with or without the knowledge of the principal employer, whether for remuneration or not, in any manufacturing process or in cleaning any part of the machinery or premises used for manufacturing process or subject to the manufacturing process (but does not include any member of the armed forces of the Union).

2.5.2 The Mines Act, 1952: A person who works as the manager or who works under appointment by the owner, agent or manager of the mine or with knowledge of the manager, whether for wage or not is said to be employed in a mine. It includes persons who work as under:

- (i) In any mining operation (including the concomitant operation of handing and transport of minerals up to the point of dispatch and of gathering sand and transport thereof to the mine).
- (ii) In operation of services relating to the development of the mine including construction of plant therein but excluding construction of building, roads, wells and any building work not directly connected with any existing or future mining operation.
- (iii) In operating, servicing, maintaining or repairing any part or any machinery used in or about the mine.
- (iv) In operations, within the premises of the mine, of loading for dispatch- of minerals.
- (v) In any office of the mine.
- (vi) In any welfare, health, sanitary or conservancy services required to be provided under this act, or watch and ward, within the premises of the mine excluding residential area or.

(vii) In any kind of work whatsoever is preparatory or incidental to or connected with mining operation.

2.5.3 The Plantations Labour Act, 1951: Worker means a person employed in a plantation for hire or reward, whether directly or through any agency, to do any work-skilled, unskilled, manual or clerical, but does not include;

- (i) A Medical Officer employed in Plantation;
- (ii) Any person employed in the plantation (including any member of medical Staff) whose monthly wage exceeds Rupees Seven hundred and fifty only;
- (iii) Any person employed in plantation primarily in a managerial capacity not withstanding that his monthly wages do not exceed Rs. 750/- or,
- (iv) Any person temporarily employed in the plantation in any work relating to the construction/development or maintenance of buildings, roads bridges, drains or canals.

2.5.4. The Indian Railways Act, 1890: Railway servant means any person employed by a Railways Administration in connection with the service of a Railway. The scope of this definition is restricted to such railway servants who are not covered by the Factories Act, 1948, the Mines Act, 1952 and the Merchant Shipping Act, 1958.

2.5.5. The Motor Transport Workers Act, 1961: Motor transport worker means a person who is employed in a motor transport undertaking directly or through an agency, whether for wages or not, to work in a professional capacity on a transport vehicle or to attend duties in connection with the arrival, departure, loading or unloading of such transport vehicle & includes a driver, conductor, cleaner, station staff, line checking staff, booking clerk, cash clerk, depot clerk, time keeper, watchman or attendant, but except in section 8 does not include:

- a) Any such person who is employed in a factory as defined in the factories act, 1948.
- b) Any such person to whom the provision of any law for the time being in force regulating the condition of service of persons employed in shops or commercial establishments apply.

2.5.6. Dock Workers (Regulations of employment) Act, 1948: Dock workers means a person employed or to be employed in a port, or in the vicinity of any port on work in connection with the loading, unloading, movement of storage of cargoes or work in connection with preparation of ships or other vessels for the receipt or discharge of cargoes or leaving port.

## 2.6 WORKERS COVERED (TYPE OF WORKERS)

Full-time manual workers on pay rolls of the establishment as covered under the respective acts were considered. Persons employed in fire services, watch & ward, sanitary department, etc. was also covered if they were performing manual jobs. The data was not collected in respect of workers holding a non manual post (i.e. managerial, technical, administrative, clerical, etc.) even though they are covered under the respective act. All types of full time manual workers viz regular, contract, casual, badli & apprentices, working more or less on regular basis, were covered.

**2.6.1 Manual Workers:** Workers whose job involves physical labour are called manual workers. The emphasis is on considerable element of manual work. Thus, workers engaged primarily on jobs which can easily be classified as manual were covered. For instance, foreman & jobbers & other supervisory staff, whose duties, besides supervision, generally involve manual work, were considered manual workers.

**2.6.2 Time Rated worker:** Time rated worker means persons who are paid according to the time of their engagement. The payment may be made on monthly, fortnightly, weekly or daily basis. However, the wages of time-rated workers are pre determined for a specific period of time and are not directly related to their output.

**2.6.3 Piece Rated Worker:** The piece rate system is that system of wage payment in which the workers are paid on the basis of the units of output produced. Piece rate system does not consider the time spent by the workers. It is the system of remunerating the workers according to the number of units produced or job completed. It is also known as payment by result or output. Piece rate system pays wages at a fixed piece rate for each unit of output produced. The wages of piece rated workers are linked to their individual or group output.

**2.6.4 Full Time Worker and Regular Worker:** Full time worker means the worker who works for entire time of a shift wherein the employee works and earns the normal wage prescribed for the shift. The actual hours of work for an employee in a particular job or industry are agreed between the employer and the employee and/or set by an award or registered agreement. The workers, who work on permanent/regular basis, are directly employed by the employer for relatively longer unspecified period and are entitled to certain legal protections and benefits such as pension, paid/job protected leaves etc. are termed as regular workers.

**2.6.5 Contract workers:** Workers, who are employed for a specified period/specific job & are usually paid only for days of work, are known as contract workers. They may be employed directly by the principal employer or by the intermediate employer, called contractors. Such workers usually do not receive benefit packages, pensions or other perquisites provided to employees and do not have entitlements to basic



employment rights such as health and safety protections, job-protected leaves and some legal rights applicable to regular employees. Contract workers may not be borne directly on the establishment strength, yet work within the premises of the establishment.

Information was collected from contract labour as well. In certain cases, the employers entrust the execution of certain jobs to persons known as Headman or Sirdars. These Headmen or Sirdars are given the necessary equipments & raw materials but not the manpower, which they employ through their resources for execution of the job. In such cases, Headmen featured in the pay roll for the purpose of the survey but not the workers engaged by them. If the workers engaged by the Headman or the Sirdars worked within the premises of the establishment, then such workers were covered under the Survey. If employer maintained records in respect of such workers then data was collected from such records, otherwise attempts were made to obtain the necessary information from Sirdars/Contractors/Headmen themselves. If it was found that neither the principal employers nor the Sirdar, etc. maintained any record of employment and earnings of contract labour and it was not possible to collect necessary data, then the contract labour data was ignored.

2.6.6 Badli Workers: A Badli worker is a substitute working in place of an absentee worker. There are some production processes which involve working like in a chain, making each worker's performance a link in that chain. If for some reason, a regular worker in that chain does not turn up for duty, the work will, evidently come to a stop. To meet such situation the management recruit badli worker before the start of each shift replacement at the factory gate. The replacements are known as Badli. For the purpose of this survey, these workers were classified into following three groups:

1. Badli workers who are recruited on a day to day basis to work in place of regular workers who are absent,
2. Badli workers who are working continuously for at least a month and,
3. Regular group of badlies in permanent employment of units who are put on different jobs to meet casual requirements of different sections.

So far as workers in group-1 above were concerned, they were ignored outrightly. Those in group -2 & group-3, above generally known as regular badlies & they were taken into account in the occupations in which they worked during the pay period covered only if they had worked for a period of at least one month, preceding the reference date (and received wages , full or part even for those working days on which no work was given to them).The badlies of group-2 & group-3 were considered as part of the occupation to which they were attached for the major part of the reference pay period.

2.6.7 Casual Workers: A casual worker is one whose employment is of a casual nature. That means he is a person who is employed on day to day

basis, as and when the occasion arises, without any assurance for future employment. He is in employment when he is at work. Workers with this designation/token are ordinarily to be ignored like badli workers of group-1 referred under para-2.6.6. But sometimes in terms of mutual agreement, etc. between workers & employers some units merely designate a group of workers as casual workers and employ them on a regular basis, such workers were termed as regular casual workers & covered in the survey.

2.6.8 Apprentices: An 'apprentice' is a person/learner who is learning a trade/work from a skilled employer, having agreed to work for a fixed period and who may or may not be paid an allowance during the period of his training. Data in respect of them is also to be collected only for Block II & III.

## 2.7 REFERENCE PERIOD

Reference date for collection of data in the schedule for 7<sup>th</sup> round of OWS was 30<sup>th</sup> June, 2016 for all the four sectors.

## 2.8 SURVEY PERIOD

The survey period for Five Textile Industries during the Seventh round of OWS was January, 2017 to August, 2017.

## 2.9 PAY PERIOD

Pay period means the duration of interval at the expiry of which wages due in the interval are payable. It may be month or a fortnight, a week or even a day. The data was collected from each unit in respect of a pay period ending on the reference date or wherein the reference date falls.

## 2.10 WAGE RATE

Wage rate may be defined as the price of working energy spent by a worker either for a specified period of time or for a specified measure of performance. This rate is settled in advance between the employer & employee. Basic Wage & Dearness Allowances are the two components of earnings, which are the reliable indicators of the wage rate in the industrial units in the country. Besides, fairly significant proportion of the industrial units in the country, do not pay separate dearness allowance to their employees, what they pay is consolidated wage. The

consolidated wage is not comparable with the basic wage paid by the units, which pay separate dearness allowance. The existence & extent of other components of remuneration such as overtime, house rent allowance, medical allowance, etc. differ not only from industry to industry but from unit to unit within the same industry and cannot therefore be included as part of wage rate.

### 2.11 PAY ROLL EARNINGS

This term represents the total amount received by an employee in a pay period and includes basic wage, dearness allowance, special allowance, production bonus, compensatory allowance, overtime earnings & other cash allowances which are paid to the workers more or less on regular basis. As such wage rates are distinct from Pay roll earnings, as the former reflects the rate at which wages are paid while the latter indicates the sum of wages & allowances actually earned by an employee.

### 2.12 CHILDREN & ADOLESCENTS

Child labour & adolescent workers as prescribed under the relevant acts are given below:

Act	Children	Adolescent
Factories act	14 years & above and up to 15 years	15 years & above & up to 18 years
Mines act	Not permitted	a) Above ground-15 years & above & up to 18 years. b) Underground -16 years & above & up to 18 years.
Plantation Labour act	Below 14 years of age	14 years & above & up to 18 years
Motor transport act	Below 14 years of age	14 years & above & up to 18 years

### 2.13 DEARNESS ALLOWANCE

Dearness allowance is an adjustment, either fully or partly, in the pay packet of workers, for any rise or fall in cost of living due to fluctuations in the general price level. Dearness allowance is also known as Dearness pay, Variable Dearness Allowance (VDA), Inertia Relief (IR) & Additional Dearness Allowance (ADA).

## 2.14 OCCUPATION

An occupation is a brief description of distinct group of workers engaged in well defined jobs or similar type of work, requiring operation skill in production of goods/services viz. Fitters, Welders, Weavers, Carpenters, driller, etc.

## 2.15 MATCHING OF OCCUPATIONS

Matching of occupations means classification of workers of the selected establishment into appropriate occupations as shown in the lists of occupations. The workers of an occupation may have been given variety of designations in different establishments according to the work requirements of the establishments concerned. The primary purpose of the list is to enable the classification of these titled occupations into single and well defined occupation. This can best be done by comparing the occupations obtained in the units with those given in the lists, on the basis of job contents. While matching the occupations, the fundamental criterion to be kept in view is the type of work performed. For this purpose, the help of the knowledgeable persons of the unit concerned should be taken and their expert advice followed.

It may happen that in some of the units some workers worked in more than one occupation, within a pay period. In such a situation, the worker(s) were shown as belonging to that occupation wherein they have worked for the largest number of days in the pay period. Their wage rates related to the occupations in which they were classified. For purpose of Earnings Block, the earnings of such workers (whether time-rated or piece-rated) related to the whole pay period and not merely to the period for which they had worked in the occupation wherein categorized.

The Field officers during the course of the survey came across situations where the workers in a unit were classified differently in categories say A, B, C, D or according to their degree of skill i.e. highly skilled, semi-skilled, skilled etc and break-up of workers according to occupation in which they were actually engaged was not available. In such a case the Field Officers had discussions with knowledgeable persons in the unit and identified the workers according to the occupations in which they were actually engaged during the reference period. In case where a worker remained engaged in more than one occupation during the reference period, the Field Officer classified the worker under that occupation wherein the worker remained engaged for the major portion of the reference period.

## 2.16 CLOSURES

A unit was treated as closed in the following situations:

- a) Permanent Closure i.e. the unit has not been functioning since the reference period and has also not worked during the three succeeding months of the reference month and is also not likely to function in the near future.
- b) Registration of the unit, is under the industry other than the one under which it is shown in the sample list.
- c) Change in the line of production of the unit from the industry under which it was selected to some other industry.
- d) Not traceable even after local postal enquiries and verification from the State Authority of the area.
- e) De-registration of the unit, e.g. due to amalgamation, fragmentation, or coverage under some other Act, etc.
- f) Records not available for the reference period or the period one month preceding or succeeding the reference period.
- g) Shifting of unit from one stratum of the industry to another.

In the situations given below, the unit was not treated as closed and was covered:

- a) Temporary closure during the reference period i.e., the unit did not function during the reference period but has started functioning subsequent to the reference period or is likely to start functioning in the near future. In such cases, the data may be collected for the pay period nearest to the reference period falling within 1 to 3 months preceding or succeeding the reference month.
- b) Reference period not being a normal period of working for the unit due to any reason, such as power cut, go slow, labour trouble, shortage of raw material, etc. In such cases, data should be collected for normal pay period nearest to the reference period and falling in the one preceding or succeeding the reference month.
- c) The unit is not in a position to supply the required data, as the records are not available at the premises due to one reason or the other. In such a situation, the unit has to be covered by going to the place where records are available, be at the Headquarters of

the Unit or at the changed address. If, however, the management assures the Field Officers that it will make available the records and suggests a subsequent date for the Field Officer's visit, the same may be done and action taken. In both the above situations, Supervising Officer should be consulted under intimation to the Headquarters.

- d) Mere change in either the name of the unit or its premises/ownership will not warrant its exclusion from coverage.
- e) If in a unit, the production relates to more than one industry, including the industry under which it is selected, the unit is to be treated as working and data has to be collected in respect of only those persons who are engaged in the occupations relevant to the industry in which the unit is shown in the sample list. In case a person employed in the unit is engaged in the work pertaining to more than one industry, then he should be taken as belonging to the industry to which he devotes the major portion of his working hours.

## SAMPLING DESIGN AND ESTIMATION PROCEDURE

## 1.0 SAMPLING DESIGN

## 1.1 INTRODUCTION

The sampling design for the Seventh Round of Occupational Wage Survey (OWS) consisted of two stages. The first stage sampling units were the registered factories, while the second stage sampling units were the workers employed in different occupations in the first stage units.

## 1.2 SELECTION OF ESTABLISHMENTS (FIRST STAGE)

The first step in the selection of sample establishment was the determination of sample size. It was found desirable to determine the sample size in such a way that the permissible error in the average maximum wage rate would be 5 percent with 95 percent confidence interval. For the purpose of statistical exercise, average maximum wage rate was derived as weighted average of maximum wage rate of all the occupations in each of the sample units covered during the Sixth Round. The weights were the number of workers employed in the different occupations in the sample units. The formula used for the determination of the sample size at the industry level is given below.

$$n_o = \frac{\sum W_i \cdot S_i^2}{[0.05 \cdot \bar{Y} / 1.96]^2} \quad \text{and} \quad n = \frac{n_o}{1 + n_o/N}$$

where,

N = Number of units in the frame

$n_o$  = First approximation for the sample size

n = Required sample size

$W_i$  =  $(N_i - 1)/(N - 1)$  = Weight for the  $i^{\text{th}}$  stratum

$N_i$  = Number of units in the  $i^{\text{th}}$  stratum in the frame

$S_i^2$  =  $\frac{1}{N_i - 1} \sum_{j=1}^{N_i} (Y_{ij} - \bar{Y}_i)^2$  = Variance of the  $i^{\text{th}}$  stratum

$Y_{ij}$  = Average maximum wage rate in the  $j^{\text{th}}$  unit of the  $i^{\text{th}}$  stratum

$\bar{Y}_i$  = Mean of the average maximum wage rate in the  $i^{\text{th}}$  stratum

As the sample size yielded by the above formula related to stratified random sampling with proportional allocation, the share of each stratum was allocated in proportion to its share in the frame at all India level.

For this purpose, the frame in each stratum was divided into two size classes, viz. Upper Size Class and Lower Size Class. The average daily employment at the national level for an industry was used as the cut-off

point for classifying the units in an industry into these classes. All the units with employment above the cut-off point were taken in the upper size class while the remaining was taken in the lower size class in each stratum. While allocating the sample size in the both the size classes in proportion of its frame size within a stratum, it was taken care that at least two units were selected in each size class.

In order to draw the required number of sample units determined in accordance with the procedure described above, the frame units in each size class within a stratum were arranged in the alphabetical order of states and within each state in the descending order of employment.

The required number of sample units in each of the two size classes of a stratum was then drawn on the basis of simple random sampling without replacement. Provision for the selection of substitute units was also made so that the required sample size in each industry was obtained.

### 1.3 SELECTION OF WORKERS (SECOND STAGE)

The Second Stage Sampling was used for collecting data for estimating payroll earnings only and not for other variables where data in respect of entire sample unit was collected. For the purpose of obtaining reliable estimates in respect of the pay roll earnings of workers in each occupation, it was decided to draw a sample of workers belonging to each category of sexage, type of workers and system of payment in proportion to the number of workers in each such category in the total work force in an occupation. For this purpose, the following sample size was adopted.

Sl. No.	Occupations Employing Workers	Maximum Sample Size
1	Up to 20	6
2	21 - 50	8
3	51 - 100	12
4	Above 100	16

The number of workers required for the study was drawn from each occupation in each establishment on the basis of random sampling in such a way as to ensure that each category (by sex-age and system of payment) was represented in the sample in proportion to the respective strength in the total workforce of the occupation.

### 2.0 ESTIMATION PROCEDURE

The estimation procedure for the Survey was, designed to obtain estimates for all the three important characteristics, namely, employment, wage rates and earnings by occupations. The estimation procedure adopted for each of these characteristics is given below.

#### 2.0.1 AGGREGATES (EMPLOYMENT AND TOTAL WAGE)

Estimation of the number of workers was done for each sexage group and each category of workers by system of payment of wages in each occupation in a stratum of an industry. The corresponding multiplicative inverse of the sampling fraction in each employment size class of a stratum was used as the multiplier for the estimation.



$$\hat{Y} = \frac{N_u}{n_u} \sum_{i=1}^{n_u} y_i + \frac{N_l}{n_l} \sum_{i=1}^{n_l} y_i$$

where different notations are as appearing in section 2.1 of the report (to be reproduced) and symbol  $y_i$  denotes the value of the characteristic under study (like number of time-related male workers, number of workers engaged in a given occupation, total daily wages paid to women workers in given occupation, and so on) for the  $i$ -th sample unit in the upper or lower size class of the stratum as the case may be.

where,

- $\hat{E}$  = Estimated number of characteristic under study
- $N_u$  = Total number of units in frame in the upper size class
- $N_l$  = Total number of units in frame in the lower size class
- $n_u$  = Total number of units in sample in the upper size class
- $n_l$  = Total number of units in sample in the lower size class
- $y_i$  = The value of the characteristic under study (like number of time-related male workers, number of workers engaged in a given occupation, total daily wages paid to women workers in given occupation, and so on) for the  $i$ -th sample unit in the upper or lower size class of the stratum as the case may be.

#### PAY ROLL EARNINGS

On the basis of the data on pay roll earnings collected for the sample workers in each occupation in each sample unit, average daily earnings per day paid for were estimated for men, women, adolescents and children. The formula for estimating total pay roll earnings,  $y_i$  for the  $i$ -th sample unit is estimated based on data pertaining to sample workers in the unit as given below:

$$\hat{y}_i = \sum_{j=1}^K \frac{W_{ij}}{w_{ij}} \sum_{k=1}^{w_{ij}} y_{ijk}$$

Where,

- $Y_{ijk}$  = pay roll earnings of  $k$ -th sample worker in  $j$ -th occupation of  $i$ -th sample unit in the upper/lower size class of a stratum
- $W_{ij}$  = total number of workers engaged in  $j$ -th occupation of  $i$ -th sample unit
- $w_{ij}$  = number of sample workers in  $j$ -th occupation of  $i$ -th sample unit in respect of whom the information on pay roll earnings

were collected

K = Total number of distinct occupations having workers in the i-th sample unit

The sum of stratum level aggregates over all strata gives the overall i.e. all-India estimate of aggregate of any given characteristic.

All-India estimates of average daily earnings of workers are obtained as the weighted average of the corresponding stratum level estimates, weights being the estimated number of workers in each stratum.

Average daily earnings of workers were separately estimated for basic wage, dearness allowance, and house rent allowance, etc. These figures were estimated without any reference to either sexage or the system of payment. The procedure involved in the estimation of these figures was the same as that described earlier.

## 2.0.2 RATIOS

For any given domain of study, ratios like average daily wage rates and average daily earnings are estimated by dividing estimated total daily wages / earnings by corresponding estimated total number of workers.

## 2.2 COEFFICIENT OF VARIATION

(a) The coefficient of variation of average daily earnings was calculated for each stratum in an industry after obtaining the estimates of mean square  $S^2$  for the population and mean per unit of the population  $\bar{Y}$  separately for the stratum. The mean square for the population of a stratum in an industry was estimated by the sample mean square of the stratum, whereas, the mean per unit of the population of a stratum in an industry was estimated by the sample mean of the stratum.

In symbol, the sample mean square and sample mean of average daily earnings in  $j^{\text{th}}$  stratum in the  $i^{\text{th}}$  industry are defined, respectively, by:

$$\hat{S}^2_{ij} = \frac{1}{(n_{ij} - 1)} \cdot \sum_{k=1}^{n_{ij}} (y_{ijk} - \hat{Y}_{ij})^2$$

And

$$\hat{Y}_{ij} = \frac{1}{n_{ij}} \cdot \sum_{k=1}^{n_{ij}} y_{ijk}$$

where,

$\hat{S}^2_{ij}$	= Sample mean square of average daily earnings in $j^{\text{th}}$ stratum in the $i^{\text{th}}$ industry
$\hat{Y}_{ij}$	= Sample mean of average daily earnings in $j^{\text{th}}$ stratum in the $i^{\text{th}}$ industry
$Y_{ijk}$	= Average daily earnings of the $k^{\text{th}}$ sample worker in $j^{\text{th}}$ stratum in the $i^{\text{th}}$ industry
$n_{ij}$	= Total number of sample worker in $j^{\text{th}}$ stratum in $i^{\text{th}}$ industry

Sample mean square and sample mean of average daily earnings for an industry were calculated as the weighted average of sample mean squares and sample means respectively, of different strata in an industry, weights being the proportion of number of units in the frame in different strata in an industry. In symbol,

$$\hat{S}^2_i = \frac{1}{(N_i - 1)} \cdot \sum_{j=1} (N_{ij} - 1) \cdot \hat{S}^2_{ij}$$

and

$$\hat{Y}_i = \frac{1}{N_i} \cdot \sum_{j=1} N_{ij} \cdot \hat{Y}_{ij}$$

where,

$\hat{S}^2_i$	= Sample Variance of average daily earnings in the $i^{\text{th}}$ industry
$\hat{Y}_i$	= Sample mean of average daily earnings in the $i^{\text{th}}$ industry
$N_{ij}$	= Number of units in the frame in $j^{\text{th}}$ stratum in the $i^{\text{th}}$ industry
$N_i$	= Number of units in the frame in the $i^{\text{th}}$ industry

Sample mean square and sample mean of average daily earnings combined for five textile industries were then calculated as the weighted average of sample mean squares and sample means respectively, of different industries, weights being the proportion of number of units in the frame in different industries.

The coefficient of variation was calculated for each occupation in an industry using the same method described above.

(b) The coefficient of variation of average daily wage rates was calculated for each stratum in an industry using the same methodology as adopted in calculation of the coefficient of variation for the average daily earnings described in part 2.2(a).

\*\*\*\*\*

LIST OF OCCUPATIONS WITH BRIEF JOB DESCRIPTIONS FOR  
TEXTILE INDUSTRIES

Occupation		Job Description
Code	Name	
1	2	3

COMMON OCCUPATIONS

0004	Beltman/Stitcher/ Mochi	Makes and repairs leather, canvas, rubber and other types of conveyer and mounting and dismounting of these belts on to the wheels of various machines. May also oil the machine.
0005	Blacksmith	Forges metal to required shapes and size by processes of heating, bending, hammering, etc. Heats metal in furnace to the required degree of temperature. Sharpens the various tools used in the factories and performs other jobs connected with the smithy shop.
0006	Boiler Attendant	Operates boilers to generate steam of required pressure by controlling and adjusting, water heat or power. Operates supply valves and ensures that steam is supplied to engine room at prescribed pressure. Maintains water level and steam pressure at prescribed.
0007	Boiler Maker	Makes layout of boiler from drawing, fits and assembles different parts, adjusts valves, prepares boiler for steam and hydraulic tests and undertakes repair of boilers.
0010	Carpenter	Makes, assembles, alerts and repairs wooden Structures and articles using hand or power tools or both.
0013	Checker	Verify quantity, quality, condition, value and types of goods produced or material purchased and sold with reference to records and reports of specifications. Checks proper markings

LIST OF OCCUPATIONS WITH BRIEF JOB DESCRIPTIONS FOR  
TEXTILE INDUSTRIES

		and labels according to instructions.
0015	Compressor Operator	Operates and services power driven air compressor which generates and supplies compressed air to drive pneumatic tools, hoists and other mechanical equipment.
0016	Coolie/ Mazdoor	Performs various unskilled jobs such as lifting and Mazdoor carrying loads, cleaning and sweeping loom sheds, machines rooms, etc.
0023	Driver	Drives trucks, lorry, car or tractor for transporting goods or men. Attends to minor repairs.
0024	Electrician	Installs, maintains and repairs electrical machinery, equipment and fittings. Repairs or replaces defective wiring, burnt out fuses, defectives parts and keeps fittings in working orders.
0026	Fireman	Shovels coal into boiler to generate steam at required pressure. Adjusts steam pressure by regulating feed of coal and water.
0027	Fitter	Sizes metal parts accurately according to drawings by sawing, chipping, filling, scrapping, drilling etc. Fits and assembles them as required and does necessary repairs himself.
0028	Foreman (Mechanical/ Electrical)	In-charge of group of workers in this department. Supervises & guides workers engaged in various processes and controls operations of respective departments.
0033	Helper	Helps the skilled workers in their jobs. Performs various types of semi-skilled and unskilled jobs.

LIST OF OCCUPATIONS WITH BRIEF JOB DESCRIPTIONS FOR  
TEXTILE INDUSTRIES

0036	Loader/Unloader	Loads/Unloads heavy materials, etc. From wagons and trucks.
0037	Mistry/Kangani	Guides & supervises the kangani workers under his and does intricate jobs himself. Marks metal according to drawing or sample for filing, machining, grinding, drilling, forming, erecting etc.
0039	Mason	Lays bricks, mortars and other construction material to construct and repair walls , floors and other structures. May do plastering also.
0041	Mechanic General)	(Attends to installation , repair, maintenance and examination of various types of machinery.
0043	Motor Mechanic	Repairs, overhauls and services motor vehicles to keep them in good running order. Also carries out repairs of internal combustion engines.
0045	Oilman/Greaser	Cleans and lubricates various types of engines or machinery or looms etc. May make minor adjustments, tighten loose parts and assist machine operators or mechanics.
0046	Packer	Attends to the job of packing finished textile products. May also operate automatic packing machines.
0047	Painter	Applies decorative or protective coats of paint, varnish, shellac, enamel, lacquer or other materials on exterior or interior surface, fixtures of glass, metals, wood , plaster, concrete bricks , building boards or other objects.

## ANNEXURE-IV

### LIST OF OCCUPATIONS WITH BRIEF JOB DESCRIPTIONS FOR TEXTILE INDUSTRIES

0049	Picker	Picks up waste from the raw material.
0051	Plater/Electro Plater	Gives coating of gold, silver, nickel, chromium, copper etc., of required thickness to metal parts by electrolytic process.
0052	Plumber	Lays out, assembles, installs and maintains sanitary fittings and fixtures, sewage and drainage system, gas and water pipelines etc.
0054	Press Man	Operates heavy /light and hydraulic presses for forming various components of different types of machinery.
0055	Pump Attendant	Operates power driven pumps for pumping, storing and supplying liquids. May also repairs and clean, oil and grease the pump.
0062	Sign Maker	Plans and lays out letters, signs, figures and monograms on wooden boards, metal plates and walls.
0064	Sorter	Sorts out various types of material and articles as directed. For example, sorting of empty gunny bags according to quality of the material.
0065	Supervisor	In-charge of a group of workers in his unit. Guides and supervises the workers under his charge. Also handles intricate jobs himself.
0066	Sweeper	Cleans and sweeps factory premises, toilets and Removes garbage.
0067	Switch Board Attendant	Operates and attends to switches and switch gears Attendant gears on switch board to regulate flow of electric current from power house or sub-station

LIST OF OCCUPATIONS WITH BRIEF JOB DESCRIPTIONS FOR  
TEXTILE INDUSTRIES

		to different feeding units.
0068	Tailor	Designs, cuts, stitches etc. all textile products, leather , furs and similar materials.
0075	Turner	Makes metal articles to required specifications using lathe and cutting tools, cleans and oils machine.
0077	Watchman	Guards buildings, premises, industrial plants, ware houses, etc. against fire, theft, illegal entry and other such contingencies.
0079	Welder	Weld cuts or fuses metal parts with electric arc or gas flame by hand or machine. May strengthen the joints with molten metal.
0082	Wire Man	Installs various kinds of electrical wiring, such as conduit casting, concealed etc. for light and power supply. May repair simple electrical appliances.
0089	Cutter	One who spreads bales/rolls of cloth/linen on the table for cutting and cuts big bales/rolls as per the desired specifications and requirement.
0090	Affluent Treatment/ Operator	Operates the plant to treat the effluence Plantdischarged from the factory.
0091	Generator Operator	Operates the generator/turbo generator used for Producing electricity. May clean and oil machine.
0092	Khalasi	Loads and unloads heavy goods. Assists the driver in operating the instruments. Cleans and lubricates the machines.



LIST OF OCCUPATIONS WITH BRIEF JOB DESCRIPTIONS FOR  
TEXTILE INDUSTRIES

0093	Store Keeper	Receives and issues various types of goods, tools, equipment and raw materials and maintains records of each such items. Ensures proper storage and preservations of these items in the storeroom.
0094	Apprentices/ Trainees	Workers trained in different trades engaged for on the job training in the factories. These workers are also paid for the work done by them.
9900	Miscellaneous	Other minor occupations not classified elsewhere are classified as miscellaneous occupation.

INDUSTRY: COTTON TEXTILES

0501	Back Sizer	Assists front size in setting and operating sizing machine. Helps in loading warp beams on back creel of machine by hand or by chain pulley and in drawing ends through machine. Maintains required quantity and temperature of sizing solution in sow box or sizing back. Cleans and oils machine.
0502	Bale Breaker/Hopper Bale/Breaker/ Attendant/Bale Breaker Tenter- cum- Cotton Feeder/ Feeder/Attendant	Tends bale breaking machine for opening and mixing cotton machine and takes it to the assigned place. Cleans hopper of the machine removes waste cotton from the machine, may perform other miscellaneous jobs in the blow room.
0503	Baler	Arranges the required number of bundles in the press and presses them into bales. Stitches up hessian all round and hoops the

LIST OF OCCUPATIONS WITH BRIEF JOB DESCRIPTIONS FOR  
TEXTILE INDUSTRIES

- bales. Weighs and marks serial numbers, etc. Cleans and oils the machine.
- 0504    Bobbin Carrier    Removes filled bobbins or sliver in trays or bobbins from spinning department and takes them to the winding or reeling department. Cleans empty bobbins, covering boxes or bobbin carrying carts.
- 0505    Beam Carrier    To supply sized beam to loom shed and bring back the exhausted beams to sizing supply and assist to load warping beams in sizing machine creel. To weigh all the beams and record as directed. Supply empty beams to warping.
- 0506    Bleaching and  
Finishing Line  
Operator/Machine  
Man    To arrange and make the machine ready before running. Tends the machine of singeing, polymerizing, mercerizing, soaping, desizing and neutralization of various grades and type of cloth as directed. To do the machine cleaning as and when required. To take the sample at all stages and hand over to the superior. To do the changes in the operation as per the instructions of superiors. To work as a team and responsible for the production and quality.
- 0507    Can Tenter/Card  
Tenter    Tends carding machine which cleans and transforms lap of cotton into sliver (rope like untwisted strand). Delivers cans full of sliver to drawing department and brings empties from there. Locates operational defects in machine and sets them right. Removes waste and cleans the machine.
- 0508    Creeler/Creel Boy    Arranges cones or spools on creels for warping. Brings filled spools or cones from winding machine. Replaces exhausted cones with full ones and join ends. Cleans creel

LIST OF OCCUPATIONS WITH BRIEF JOB DESCRIPTIONS FOR  
TEXTILE INDUSTRIES

and warping machine.

- |      |   |   |
|------|---|---|
| 0509 | Comber Tenter   | Tends comber machines which removes short fibers and laps in cotton lap and transforms into silver. Delivers silver cans to drawing and bring empties from there. Collect noels and cleans the machine. |
| 0510 | Colour Man  | To prepare the different dye liquor, colour paste as directed. To bring the necessary materials the record and inform the inventory daily to the superior.  |
| 0512 | Drawer- In  | Draws each end of yarn through opening in heels and dreads using a drawing hook. Gathers all ends when drawn in bunches and ties them in loose knots.   |
| 0513 | Drawing Frame   | Tends drawing frame. Arrange a number of cans full of card or comber silvers at the rear of the drawing machine. Replaces filled cans at delivery end with empties. Cleans and oils the machine.        |
| 0514 | Dyer/Printer/Cont<br>inuous Dyeing<br>Range/ jigger<br>Dyeing /Bream<br>Dying/ Jet Dyeing<br>Operator | Verifies the dyes to be used, prepares colour solutions and dyes, prints the cloth to the required shade as per instructions.   |
| 0515 | Examiner/<br>Checker(Q.C)   | Examines finished products in terms of specifications, quality as per norms and instructions.   |
| 0517 | Front Sizer/Sizer   | Tends sizing machine for drawing warp yarn through sizing solution and drawing devices to conditions and strengthen it and to wind it on weavers beam. Cleans and oils machine.                         |

LIST OF OCCUPATIONS WITH BRIEF JOB DESCRIPTIONS FOR  
TEXTILE INDUSTRIES

0518	Fog M/C Man	He loads the knitted goods and does bleaching, boiling, dyeing and finishing of goods.
0519	Godown and Mixing Attendant/Navghan i	Mixes and stacks cotton of different grades. Loads, unloads and stores Borahs and bales of cotton.
0520	Grinder/Flat Grinder	Sharpens and evens wire bristles on drum (Cylinders and doffers) if carding machine by using grinding rollers. Takes the flat set from the card to the grinding machine, takes the reading of various flats and grinds them to a satisfactory tolerance limit.
0521	Head Jobber/Head Supervisor/Head Mistry	Supervises the process of manufacture in dept. and gives over all guidance to operatives. Is responsible for the production and its quality. May himself work on various machines.
0522	HTHP M/C Man	100% cotton is dyed on this machine.
0523	Healed & Reed Repairer	To rectify the defects, clean the healed reeds and to make them ready for drawing in the denting.
0524	Inter Tenter/Double Inter Tenter	Tends inter machine, removes full bobbins for full cans from the previous machine and replaces the empty ones. Cleans and oils the machine.
0525	Jobber	Supervises the work of operatives in the section under his charge. Arranges proper deployment of workers with the help of shift officer. Maintains machines and equipment in good working order. Ensures production and its quality.
0526	Knotter/Knotex M/C Man	To tie the new beams on the looms itself with the help of knotting machine.

LIST OF OCCUPATIONS WITH BRIEF JOB DESCRIPTIONS FOR  
TEXTILE INDUSTRIES

0527	Lap Carrier/Can Carrier	Brings laps/cans from blow room, and takes them to Carrier carding department to the required card. Takes back lap rods to the lap stock for storage. Collects and carries lap waste and stores it as directed.
0528	Mercer Feeding Operator/Stain Remover	Feeding Cotton from the bales to a set of blending hoppers and/or remove any stains, etc from cotton material.
0529	Piece carrier	Collect cloth rolls and transfer to ware house. Bring back the empty rolls to loom shed and distribute to looms or collect the inspected cloth pieces and transfer to processing house.
0530	Reacher	Assists drawer-in drawing ends or yarn through heald and reeds. Picks up correct ends of yarn and lays them over drawing hook to be pulled by drawer. Cleans heald and reeds.
0531	Reeler	Operates reeling machine for winding yarn from bobbins or cops into coils skeins and hanks. May collect together required number of coils or hanks and make them in knots by hand. Works on any reel or count as required.
0532	Ring Doffer	Brings empties from assigned place cleans ring bobbins and keeps them in doffing baskets. Doffs the spindles and cleans spindle rails.
0533	Ring piecer/Ring Frame Tenter	Tends a number of spindles on ring frame replaces empty roving bobbins with filled ones. Cleans and oils the machine.
0534	Roller Coverer	To collect top rollers (D/F, simplex spinning), remove old cots, clean roller shell, prepare adhesives, bring new cots mount, greasing the roller and do the grinding work. To buff the top rollers as

LIST OF OCCUPATIONS WITH BRIEF JOB DESCRIPTIONS FOR  
TEXTILE INDUSTRIES

		directed. To do clearer rollers covering with the cloth and do the other miscellaneous duties.
0535	Slubbing Tenter/ Simplex Tenter	Tends slubbing machine. Brings full cans from drawing frames. Cleans and oils the machine. Pieces up the broken ends.
0536	Spinner	Pieces up all the broken ends with the minimum of waste and keeps the waste in the bag worn by him. Works on the machine or count allotted to him. Keeps the machine clean.
0537	Stripper	Strips cards as and when required. Strips waste from roller with hand brush. Attends to other miscellaneous jobs.
0538	S.B.M . M/C Man	The machine is used for drying fabrics and for curing pigment printed goods. Machine man attends on this machine.
0539	Silver Lap / Ribbon Lap Tenter	Tends SL/RL machine to produce laps. Bring cans from card/draw frame, change exhausted cans and stack empty cans. Clean empty spools and load on machine stack RL laps on rack or on comber M/C.
0540	Speed Frame Tenter	Tends speed frame machine. Brings full cans from the drawing machine and replaces the empty ones. Cleans the machine.
0541	Stitcher	Arrange and do the stitching operation to join cloth pieces depending upon the width. To do marking as directed. Stack pieces depending upon their type and width.
0542	Warper( All Types)	Tends warping machine for drawing and winding on a large spool ( beam ) many strands of yarn from several cones, cheeses

LIST OF OCCUPATIONS WITH BRIEF JOB DESCRIPTIONS FOR  
TEXTILE INDUSTRIES

		or boobins arranged on a creel.
0543	Weaver/Weaver Power Loom/Reliever ( Weaver)	Operate and tends all types of looms operated by power to weave cloth. Checks that shuttles are in position and supplied with full weft bobbins, no warp yarn is broken and that set up is ready.
0544	Winder/Grey Winder/Pirn Winder/Cheese Winder/Cop Winder/ Cone Winder /Spool Winder/Color Winder/ Universal Winder/Tailoring Man. Winder (All Types)	Tends Winding machine for winding yarn from hanks to bobbins or spinning bobbins to other bobbins, spools cones, cheeses, etc.
0545	Weft Carrier-Cum- Empty-Pirn Cleaner  INDUSTRY:	Collect full pirns and supply to loom shed. Collect Empty and bring back the empty pirns to pirn winding. Clean the empty pirns (Bunch Yarns) and deposit in m/c hopper.  WOOLLEN TEXTILES
0601	Blend Man	Mixes and stacks wool by spreading layers of different qualities or shades on top of each other according to instructions from batching mistry, wool.
0602	Bobbin Setter	Removes filled bobbins in trays or boils received from spinning department. Weighs them and takes them to winding or reeling department.
0603	Card Feeder/Hopper Feeder/Hopper Man/Lap Man	Tends carding machine for opening wool. Breaks open knotted wool and spreads fixed quantity of wool evenly on feeder lattice.
0604	Cleaner/Machine Cleaner	Removes bluff and yarn waste from inside and outside the machine.

LIST OF OCCUPATIONS WITH BRIEF JOB DESCRIPTIONS FOR  
TEXTILE INDUSTRIES

0605	Condenser Man/Condenser Minder/Condenser Tenter	Tends condenser machine for cleaning and transforming wool into slubbing (loosely twisted strands ). Fixes empty bobbins on machines. Sets condenser tap and arranges its repairs when broken.
0606	Darner/Cloth Minder/Burlier	Repairs defective or damaged portion of cloth orgarment. Inserts missing threads of suitable colour and shade by needle.
0607	Doffer/Fly Frame/ Doffer Boy	Replaces bobbins filled at inter or roving frames with empty bobbins and keeps them in between spindles. Removes filled bobbins from spindles and placers empty bobbins. Loops ends or rovings around empty bobbins for winding. Cleans frames.
0608	Drawing Man/Drawer Operates the drawing machines. Box Minder/Drawer & Rover	Operates the drawing machines.
0609	Fetler	Cleans rollers and cylinders of carding machine to remove wool waste. Assists condenser minder in taking out ends and putting them in proper position on condenser bobbins. May attends to card mounting and assists in repair work of cards.
0610	Gill Box Man/ Finishing Gill Box Minder/Gill Box Attendant/ Dyed Giller	Tends machine for blending several slivers of wool into sliver of uniform thickness after aligning wool fibers.
0611	Line Mistry/ Assistant/Jobber/ Batch Batching Mistry/Line Jobber/Power Loom Mistry/Head Loom	Guides and supervises workers under his charge. May attend to repairs of machine.



LIST OF OCCUPATIONS WITH BRIEF JOB DESCRIPTIONS FOR  
TEXTILE INDUSTRIES

Mistry/Weft  
Mistry/  
Jobber

- |      |  |  |
|------|--|--|
| 0612 | Milling Machine<br>Man/Shrinking<br>Machine<br>Man/London<br>Shrinking | Tends milling machines to soften shrink and strengthen woolen cloth. Stitches by hand or machine both ends of cloth to make it one endless piece. Pours soap solution over running cloth as required and checks texture of cloth milled.   |
| 0613 | Mule Minder/Mule<br>Spinner  | Tends mule spinning frame for spinning rovings or condensed sliver into yarn.  |
| 0614 | Picker/Clipper<br>Percher  | Examines woolen cloth for defects. Removes cloth ends, knots, etc. and sees to the general finish of the cloth.  |
| 0615 | Picker/Ring<br>Spinner/Ring<br>Piecer/Flyman/Sid<br>er/Player          | Tends number of spindles on ring frame for converting rovings into spun yarn.  |
| 0616 | Rag Cutting<br>Machine Operator  | Tends and feeds rag machine for tearing woolen rags into fibre. Collects cutting, rags and woolen cloth near feed end of machine. Sprinkles prescribed quantity of oil on rags using sprinkler to soften it. Start machine, picks up handful of oiled rags and feeds them on lattice of machine. Spread rags with hand on lattice evenly. Maintains regular feed of rags and their flow. Avoids checking of rag machine. Processes rags and turns it into fibre condition. Removes waste from machine parts and cleans machines. |
| 0617 | Reeler/ Hanker/<br>knotter   | Operates reeling machine for winding yarn from bobbins or cops into coils ( skeins   |

LIST OF OCCUPATIONS WITH BRIEF JOB DESCRIPTIONS FOR  
TEXTILE INDUSTRIES

or hank ).

0618	Roving Machine Man/Inter Tenter/ Roving Tenter	Tends inter or roving machine for drawing and twisting two slubbing rovings into one strand. Brings filled bobbins from subbing machine. Put them on spindles at rear of machine. Feeds two ends into each set of roller, threads and through guide and flayer to bobbin and starts machine.
0619	Scouring Machine Man	Tends scouring machine for washing raw wool in chemical solution to prepare it for dyeing and carding. Prepares chemical solution by mixing soda, soap and other scouring agents in proper proportion in hot water tank. Pours it into boils of machine.
0620	Twister/Doubler/ Doubling Piecer/ Doubling Sider/ Thrower	Tends twisting machine for twisting yarn to give it strength. May twist two or more strands of yarn.
0621	Warper	Tends warping machine for drawing and winding on a large spool ( beam ) many strands of yarn from several cones. Cheeses or boobins arranged on a creel.
0622	Weaver	Operates and tends loom such as dobby box looms, Tapper, Box looms, jacquard loom etc. to weave cloth from the yarn. Replaces empty bobbins in shuttles.
0623	Weaver Hand loom	Weaves cloth from yarn on hand loom.
0624	Weaver Power Loom	Operates and tends power loom to weave cloth.
0625	Winder/Cheese Winder/Pirn Winder/Drum Winder	Tends winding machine for winding yarn from hanks to bobbins or from spinning bobbins to other bobbins, spools, cones, cheeses, pirns, drums, etc.

LIST OF OCCUPATIONS WITH BRIEF JOB DESCRIPTIONS FOR  
TEXTILE INDUSTRIES

0626 Wool Dyer/Top Tends dyeing machine to dye wool or yarn.  
Dyer/Piece  
Dyer/Woolen Yarn  
Dyer/  
Wind/Beam Loose  
Wool/Loose Fibre  
Dyer

INDUSTRY: SILK TEXTILES

0701 Colour Mixer Prepares the colours of desired type and quality.

0702 Cooker Boils cocoons to kill pupa inside cocoon and trace end of silk filament for reeling silk over reeling machine.

0703 Creeler/Creel Arranges cones or spools on creels for  
Boy warping. Brings filled spools or cones from winding machine. Cleans creel and warping machine. May also work as end man and help doffing beam, take end from creel to the machine.

0704 Cut Looker Cloth Examines cloth for defects, makes etc. and  
Checker/Percher/ keeps record of damaged and good cloth. May  
Raw Cloth also attends to minor repairs in the cloth.  
Cleaner/ Checker

0705 Card Tenter Tends carding machine which cleans and transforms lap of fibres into sliver into cards. Delivers the cans to drawing department. Locates occupational defects in machines and sets them right. Removes waste and cleans the machine. Strips cards as and when required. Strips waste from rollers with hand brush.

LIST OF OCCUPATIONS WITH BRIEF JOB DESCRIPTIONS FOR  
TEXTILE INDUSTRIES

0706	Combing Machine Operator	Tends combing machine which removes short fibres and cleans lap of slivers into combed sliver. Delivers combed slivers in cans to the drawing department. Locates operational defects in machine and set them right. Removes waste and cleans the machine strips waste from roller brush or removes waste from section assembly.
0707	Doubler	Mounts bobbins and operates doubling machine for twisting two or more strands of yarn.
0708	Drawer-in	Draws each of several hundred ends of yarn from beam through opening in healds and reeds for weaving required patterns of cloth on loom. Gathers all ends, when drawn, in bunches and ties them in loosed knots but correct drawing without mistakes.
0709	Finish Man	Finishes the starched cloth on the finishing machine and checks the quality of finished cloth, prepares sizing for use in stiffening and finishing cloth and yarn.
0710	Flyer Frame / Ring Frame Operator	Attending to flyer frame and ring frames, fixing of cans, bobbins and attending to broken slivers/spun yarn
0711	Gaser	Mounts silk yarn bobbins on the creel and burns out protruding fibres and thick slubs by passing threads in the gassing frame.
0712	Hand Folder	Folds the cloth into folds of specified length either manually or with the help of machine. Marks the defects, if any.

LIST OF OCCUPATIONS WITH BRIEF JOB DESCRIPTIONS FOR  
TEXTILE INDUSTRIES

0713	Head Jobber	Supervises and guides the work of weaving section. Is responsible for both quality and production. May undertake manual operation himself and see that the quality is standard without weaving faults.
0714	Jigger Man	Operates jigger machine both automatic and ordinary for dyeing of cloth. Prepares dyeing solutions of required shades and follow up instructions of no. of rounds and fession on fabric.
0715	Jobber	Assigns work to machine tenters and checks and rectifies defects reported on winding and twisting machines. Attends to other jobs as entrusted his supervisors. To maintain weaving machines in proper working order and totally avoid loom stoppages for repair.
0716	Knotter (Pure Art Silk )	Attends to the work of knotting the end of fresh beam with the help of knotting machine.
0717	Operator	Operates opener machine, filling machine feeding of silk waste and taking out in the form of lap.
0718	Printer ( Machine/Hand )	Prints patterns of various designs and colours of cloth by operating printing machine. Ensures proper mixing, colour quality of printing and upkeep of machine etc. And see that printing defects such as design out, crossed and colour staining on cloth.
0719	Reacher	Assists drawer in drawing ends of yarn through healds and reeds. Cleans healds and reed and help mounting beam for drawing.

LIST OF OCCUPATIONS WITH BRIEF JOB DESCRIPTIONS FOR  
TEXTILE INDUSTRIES

0720	Reeler ( Cocoon )/ Re-Reeler	Places cooked cocoons in basins of reeling machine containing tap water. May reel silk thread from bobbins and small to standard reels to form hanks.
0721	Silk Cleaner/ Cleaner	Removes visible silk waste from silk skeins end loosens gum spots, left after silk and hank making. Also cleans degummed and combed silk waste by removing pupae and other impurities.
0722	Sorter	Sorting of silk waste according to quality and depositing in the stocks separately according to quality.
0723	Stentering Machine Man/Tentering/ Machine Man/ Processing Worker	Tends Stentering machine or frame which dries and restores original width of cloth after dyeing, washing or finishing. Cleans and oils machine.
0724	Twister	Mounts silk bobbins on to the twisting machine and tends the twisting machine for twisting yarn to give it strength and properly knotting broker threads.
0725	Warper	Tends warping machine for drawing and winding on a large spool ( beam ) many strands of yarn from several cones, cheeses or bobbins arranged on a creel and see that weavers beam is defect less.
0726	Washer	Treats yarn cloth or finished goods to remove impurities or excess chemicals. May do rinsing and drying of material.
0727	Weaver ( Auto Loom )	Operates and tends auto loom to weave cloth. Is responsible for quality of production of cloth on a set of automatic looms and also productivity.

LIST OF OCCUPATIONS WITH BRIEF JOB DESCRIPTIONS FOR  
TEXTILE INDUSTRIES

- 0728 Weaver ( Ordinary Weaves cloth from yarn on hand loom and )  
performs various functions incidental to it and responsible for quality of fabric and production.
- 0729 Winder/Re-Winder Tends winding machine for winding yarn from hanks to bobbins or from spinning bobbins to other bobbins, spools, cones, cheeses etc. and also winds yarn from bobbins, cheeses spools etc. on required pirns for weaving defect free.

INDUSTRY:                   SYNTHETIC TEXTILES

- 0801 Blender/Mixer/  
Mixing Man/Bale Breaker      Mixes and stacks fibre of different grades, loads, unloads and stores borahs and bales of fibre. Tends bale breaking machine for opening and mixing fibre of various grades.
- 0802 Back Sizer                   Assists front seizer, in setting and operating sizing machine. Helps in loading warp beams on back creel of machine by hand or by chain pulley and in drawing ends through machine. Maintains required quantity and temperature of sizing solutions in sow box or sizing back. Cleans and oils machine.

LIST OF OCCUPATIONS WITH BRIEF JOB DESCRIPTIONS FOR  
TEXTILE INDUSTRIES

0803	Bobbin Carrier	Removes filled bobbins or sliver in trays or bobbins from spinning department and takes them to the winding or reeling department. Cleans empty bobbins, conveying boxes or bobbin carrying carts.
0804	Beam Dying Machine Operator	Beam dyer (textile) tends, pressure dyeing machine to dye yarn wound on cheeses, cones, beams etc. Prepares washing and dyeing solution as required and pours or releases it through valve into washing or dyeing tank. Fixes cheeses (With yarn) on spindles of carrier and fits them inside dyeing or washing vessels. Ensures proper vacuum inside vessel and starts machine to pump and circulate washing or dyeing solution inside tank and to heat it. Observes pressure and temperature recorded on gauges attached to tank and ensures proper dyeing. Collects sample of dyed yarn after specified time and gets it approved. Removes carrier from tank after dyeing. Using crane, fixes it in drying vessel and dries yarn under hot air pressure.
0805	Card Tenter/Stripper	Tends carding machine which cleans and transforms lap of fibre into sliver (rope like untwisted strand) and rolls it on cones. Delivers the cones to drawing department. Locates operational defects in machine and sets them right. Removes waste and cleans the machine. Strips waste from rollers with hand brush.
0806	Checker/Piece Checker	Checks ready material or cloth or grey cloth, length of cloth in folders, etc. May or may not operate checking machine.



LIST OF OCCUPATIONS WITH BRIEF JOB DESCRIPTIONS FOR  
TEXTILE INDUSTRIES

0807	Creeler/Creel Boy	Arranges cones or spools on creels for warping. Brings filled spools or cones from winding machine. Replaces exhausted cones with full ones and join ends. Cleans creel and warping machine.
0808	Cutting Machine Man	Cuts fibre into proper size with help of cutting machine.
0809	Darner/Minder/ Looker Clipper	Darns defects in cloth. May also mend buting after checking it for any defects. Clips loose ends of yarn on shirting, if any.
0810	Doffing Boy /Doffer/ Doff Carrier	Collects, cleans and keeps empty bobbins on frames prior to doffing. Cleans the flyers and presses, doffs the frames, gaits up ends and arranges bobbins in the specified creel tops or boxes in assigned places.
0811	Drawer-in	Draws each end of yarn through opening in healds and dreads using a drawing hook. Gathers all ends when drawn in bunches and ties them in loose knots.
0812	Drawing Frame Tenter/ Drawing Tenter	Tends drawing frame. Cleans and oils the machine.

LIST OF OCCUPATIONS WITH BRIEF JOB DESCRIPTIONS FOR  
TEXTILE INDUSTRIES

- |      |   |  |
|------|---|--|
| 0813 | Doubler   | A doubler is workman who does the following functions on a doubling machine. Properly feeds and doffs the machine according to requirement. He attends the breakages and sees to it that two or more ends as required are doubled and wound. |
| 0814 | Finisher/Finisher<br>Scutcher<br>Tenter/ line<br>Boy/Blow Room<br>Line<br>Man | Operates machine for opening, leaning mixing and transforming cotton into laps weighs and stacks laps as directed .Cleans the machine and removes the waste.   |
| 0815 | Front Sizer/Sizer   | Tends sizing machine for drawing warp yarn through sizing solution and drawing devices to conditions and strengthen it and to wind it on weavers beam. Cleans and oils machine.  |
| 0816 | Grinding ( Carding Machine )  | Sharpens and even wire bristles on drum (cylinders and doffers) of carding machine by using grinding rollers.  |
| 0817 | Head Jobber/Head<br>Supervisor/Head<br>Mistry/Beam<br>Gatter                  | Supervises the process of manufacture in department and gives over all guidance to operatives. Is responsible for the production and its quality. May himself work on various machines.  |

LIST OF OCCUPATIONS WITH BRIEF JOB DESCRIPTIONS FOR  
TEXTILE INDUSTRIES

0818	Jobber/Fancy Jobber/Mistry	Supervises the work of operatives in the section under his charge. Arranges proper deployment of workers with the help of shift officer. Maintains machines and equipment in good working order. Ensures production and its quality.
0819	Lot Maker/Lot Preparer	Prepares lots of cloth weighing approximately 100 k. g. stitches and marks them for heat setting, etc.
0820	Machine Folder	Operates folding machine.
0821	Machine Operator/Jigger/ Singeing/ Decasting/ Hydro Extractor Driver	Operates various machines as per requirement and may be designated accordingly to the machine handled.
0822	Packer/Yarn Packer/Bale Packer/Bag Packer/Case Packer	Arranges and packs rolls of yarn into plastic/ polythene bags and in cartons for transport to other units, etc. according to quality and count.
0823	Printing Machine Operator ( Textile )	Prints patterns of various designs and colours of cloth by operating printing machine. Checks conditions of belts, gears, doctor blade, lapping of drum or cylinder etc. Sets engraved rollers. Runs test piece of cloth through machine and compares it with sample. Make necessary adjustments to rollers and doctor blade. Regulates pressure and speed. Grinds and sharpens doctor blade when necessary. Ensures proper colour mixing, colour matching, quality of printing, production and upkeep of machine etc.

LIST OF OCCUPATIONS WITH BRIEF JOB DESCRIPTIONS FOR  
TEXTILE INDUSTRIES

- 0824 Reacher Assists drawer-in drawing ends or yarn through healds and reeds. Picks up correct ends of yarn and lays them over drawing hook to be pulled by drawer. Cleans healds and reeds.
- 0825 Reeler Operates reeling machine for winding yarn from bobbins or cops into coils (skeins and hanks), May collect together required number of coils or hanks and make them in knots by hand. Works on any reel or count as required.
- 0826 Ring Doffer Brings empties from assigned places. Cleans ring bobbins and keeps them in doffing baskets. Doffs the spindles and cleans spindle rails.
- 0827 Ring Piecer/Ring Frame Tenter Tends a number of spindles on ring frame replaces empty roving bobbins with filled ones. Cleans and oils the machine.
- 0828 Roller Coverer To collect top rollers (D/F, simples spinning), remove old cots, clean roller shell, prepare adhesives, bring new cots mount, greasing the roller and do the grinding work. To buff the top rollers as directed. To do learner rollers covering with the cloth and do the other miscellaneous duties.

LIST OF OCCUPATIONS WITH BRIEF JOB DESCRIPTIONS FOR  
TEXTILE INDUSTRIES

0829	Simplex Tenter	Tends slubbing machine. Brings full cans from drawing frame. Cleans and oils the machine. Pieces up the broker end.
0830	Stenter Operator	They are skilled workers who operate and set stenter machine used for heat setting and drying.
0831	Spinner	Pieces up all the broken ends with the minimum of waste and keeps the waste in the bag worn by him. Works on the machine or count allotted to him. Keeps the machine clean.
0832	Tape Man	Repairs tapes on ring frame as and when required. These tapes move the spindles.
0833	Two For-one Tenter/Sider	Attends to two for-one machine/Karlmayer machine.
0834	Twister ( Thrower )	Attends to twisting machine, mends broken ends and does feeding and doffing of the packages.
0835	Warper ( All Types )	Tends warping machine for drawing and winding on large spool (beam) many strands of yarn from several cones. Cheeses or bobbins arranged on creel.
0836	Weaver/Power Loom/ Reliever ( Weaver )	Operates and tends power Loom to weave cloth. Checks that shuttles are in position and supplied with full weft bobbins, no warp yarn is broken and that set up is ready.
0837	Weaver ( High Speed )	Operates shuttleless and high speed weaving machines used for costly varieties of

LIST OF OCCUPATIONS WITH BRIEF JOB DESCRIPTIONS FOR  
TEXTILE INDUSTRIES

synthetic cloth.

- |      |  |  |
|------|--|--|
| 0838 | Weft Distributor   | Distributes the pirn weft to the Looms as per programme in case of plain Loom. In case of automatic Looms it is fed to the weft Loom batteries. They bring back the empty bobbins, clean them and feed them on pirn winding. |
| 0839 | Winder/Grey<br>Winder/Pirn<br>Winder/Cheese<br>Winder/Cop<br>Winder/<br>Cone Winder/Spool<br>Winder/Color<br>Winder/Universal<br>Winder/Tailoring<br>Man | Tends winding machine for winding yarn from hanks to bobbins or from spinning bobbins to other bobbins, spools cones, cheeses, etc   |
| 0840 | Draw Texturising<br>Machine Operator   | Operates the computerized text rising machine.   |
| 0841 | Draw Twisting<br>Machine Operator  | Operates the automatic twisting machine for twisting the yarn.   |
| 0842 | Jet Dyeing<br>Machine  | Operates the jet dyeing machine for dyeing of the cloth.   |

INDUSTRY:

JUTE TEXTILES

- |      |   |  |
|------|---|--|
| 0901 | Beamer/First<br>Beamer/<br>Side<br>Beamer/Narrow<br>Loom Beamer | Attends beaming machine which winds warp yarn from bobbins onto revolving beam in preparation for weaving. Removes full beam with the assistance of other beamers and also keeps creels supplying with yarn. |
|------|---|--|

LIST OF OCCUPATIONS WITH BRIEF JOB DESCRIPTIONS FOR  
TEXTILE INDUSTRIES

0902	Breaker Feeder	Tends breaker machine for cleaning jute and transforming it into sliver, spreads jute on feed table uniformly by keeping relation between clock/monitor and jute spread.
0903	Beamer Tier & Jointer/ Reliever	Joins thread end of the exhausted beam with new beams when the threads are broken on account of shuttle trap. Draws the ends properly. May also bring cop bundles to Looms from cop godown.
0904	Breaker Receiver & Finisher Feeder/Feeder Receiver	Collects sliver coming out from breaker in cans at delivery end of machine for feeding finisher empty cans at delivery end of breaker machine for collecting sliver. Replaces filled cans with empties. Also collects sliver coming out from the breaker in the form of roll. Feeds rolls from the breaker to finisher cards and mixes different quality of rolls coming out from the breaker in the form of roll. Also attends to removing jam of sliver.
0905	Calender Feeder/ Calender Man	Tends calendaring machine for glazing and finishing clothes, piles and fits roll of cloth at back of machine and feed its end into Calender roller. Cleans and oils machine. Folds out defective cloth in a fashion so that repairers can easily detect and repair the same.
0906	Cop Winder	Tends winding machine for winding yarn from hanks to bobbins or from spinning bobbins to other bobbins, spools, cans, cheeses etc. mounts manually hank swift ( creel ) or full bobbins, cones etc. on stands of machine. May also keep the cop godown after weighment.

LIST OF OCCUPATIONS WITH BRIEF JOB DESCRIPTIONS FOR  
TEXTILE INDUSTRIES

0907	Finisher & Receiver First Drawing Feeder	Receives rolls of sliver in cans from finisher cards and feeds in first drawing machine. Also removes jams as and when they occur and cleans the machine.
0908	First Drawing Receiver and Second Drawing Feeder	Receives rolls or cans from first drawing feeder and feeds in second drawing machine. Also removes jam on bars and rollers and cleans the second drawing machine.
0909	First Press Man	In-Charge of one hydraulic press and is responsible for the yardage or correct number of bags in a bale and for correct shape of the bale and no. of hoops, etc. Also operates hydraulic valves and signals to pump attendant for stopping and starting the pumps. May also attend to pumps.
0910	Hand Sewer	Cuts off and ties all Loose ends of sewing twine, after knotting reinforces mouth of bag by hand sewing folds bags and bundles into required numbers. Is also responsible for removing bundles to packing department for weighment.



LIST OF OCCUPATIONS WITH BRIEF JOB DESCRIPTIONS FOR  
TEXTILE INDUSTRIES

0911	Head Mistry / Charge Hand	Is in-charge of maintenance and erection work in the mill. Guides and supervises the work of workers under his charge. Also guides the maintenance personnel about inventory of machine. Spares and checks the spare parts in store.
0912	HeadSardar/Rapair ing Sardar/Beaming Sardar/ Departmental Sardar/ Supervisor /Head Weaving Sardar	Is in-charge of machines, machine operatives and sectional sirdars in his department. In addition to supervision, also does the work himself, if necessary.
0913	Hessian Warp Spinner/ Weft Spinner/Sacking Warp Spinner	Attends to spinning frame. Keeps machine supplied with material. Removes/clears faults, knots, tangles, breakages which interrupt and continuous production. Is also responsible for doffing of full bobbins.
0914	Hemming Machine Operator	Cuts cloth from the cutting machine and hems edges preparatory to sewing.
0915	Piecker Man/ Ankarwalla	Cleans rollers on carding machine and hems edges preparatory to sewing.
0916	Pin Boy/Bar Boy	Takes cut blunt or broken pins from store staves of carding machine or from the drawing roving falter bars and fits new pins in their place. Also undertakes the repair of serviceable staves.

LIST OF OCCUPATIONS WITH BRIEF JOB DESCRIPTIONS FOR  
TEXTILE INDUSTRIES

0917	Root Cutter	Brings the jute material from the soften machine and cuts the hard surplus roots of jute by knife in preparation of carding and makes sit into suitable borahs for feeding on the breaker cards.
0918	Sacking Hessian Pair Loom Weaver	Operates a loom or looms and is responsible for satisfactory quality of cloth produced in his particular loom or looms and repair cloth on the loom, if necessary. Attends to tying of a new beam when required and collects his own cops from the cop godown. Helps the loading of full beams on looms.
0919	Sacking Weft Spinner/ Spinning Feeder	Tends a number of spindles on a spinning frame for converting from drawing frame into yarn. Arranges sliver cans at back of spindles on frame, lowers spindles on frame and directs doffer to fit empty bobbins on spindles. Also responsible for doffing of full bobbins.
0920	Sectional Sardar/Softener Sardar/Jute Root Cutting Sardar/Breaker Card Sardar/Drawing Line Sardar/Shiftner Sardar/Picker Sardar/Finisher Card Sardar/ Second Sardar/Line Sardar/Cop Winding	Assists the Head Sardar/Supervisor in the performance of his duties. Guides and supervises workers under his charge and does intricate job himself. Is responsible for quality and production in his section.

LIST OF OCCUPATIONS WITH BRIEF JOB DESCRIPTIONS FOR  
TEXTILE INDUSTRIES

	Sardar/Warp	
	Winding	
	Sardar/Warp	
	First	
	Beamer Line	
	Sardar/ Hessian	
	Head	
	Beamer/Shiftner	
	Boy	
	Sardar/Teasor	
	Sardar	
0921	Selector	Opens bales of jute and is responsible for its grading according to quality. May also be required to cut long roots and crop ends, as also to make borahs.
0922	Sewing Machine Operator /Sack Sewer/R.C.S/Union Sewer	Takes twist from bundles attached to needle of sewing machine and is responsible for correct sewing of the bad seams. Is also responsible for maintaining his own supply of material.
0923	Softner Feeder	Places jute upon travelling upon of softening machine. Sees that jute is continuously and properly fed. May also clean and oil machine.
0924	Softner Receiver	Receives softened stricks or portions for jute from softening machine. Also gives stricks a twist, ties up into formation of borahs and placers on a barrow/trolley. Cleans and oils machine.

LIST OF OCCUPATIONS WITH BRIEF JOB DESCRIPTIONS FOR  
TEXTILE INDUSTRIES

0925	Spinning Shifter/Bobbin Carrier	Works in a gang/individually and when required, replaces full bobbins by empty ones. Places empty bobbins on shipping frame spindles, looping yarn through flayer and leaving frame in running order for spinner. Brings empty bobbins from winding department.
0926	Starch Man	Is responsible for mixing and boiling starch solution for use in dressing and beaming machine.
0927	Teaser Feeder	Feeds material on to feed cloth of teaser machines. Picks up hand full of waste jute cutting, hand roots, thread waste, ropes etc. Places near feed end and spreads them evenly on lattice feed cloth of machine. May oil and clean machine.
0928	Twister/Doubler	Tends twist frames which twist yarn of varying plies. Attends to replacement of materials on creels, removes bobbins when filled with twisted yarn. Is known as doubler when twisting two or more strands of yarns.
0929	Warp Winder/Hassian Warp Winder/Winder Sacking/Spool Winder	Attends a winding frame which winds yarn from bobbins, received from spinning frames on to large spools for use in beaming machines. Joins yarn by typing with knotter. Removes spools as they are completed and collects empty centers from the beaming department. May also be responsible for keeping full spools in a stack at the required place.

CONFIDENTIAL

Original	Substituted
----------	-------------

**GOVERNMENT OF INDIA**  
**MINISTRY OF LABOUR AND EMPLOYMENT**  
**LABOUR BUREAU, CHANDIGARH**  
**OCCUPATIONAL WAGE SURVEY (7<sup>th</sup> ROUND)**

**Block-I Identification Particulars**

1. NIC at the time of visit (5 digit level)  
(to be filled by supervisor)
2. Description of the Industry/Activity  
\_\_\_\_\_  
\_\_\_\_\_
3. Stratum Code
4. Size Group Code  
(for Upper-1, Lower-2)
5. Frame Serial Number
6. Sample Serial Number
11. Name of the Establishment \_\_\_\_\_  
\_\_\_\_\_
12. Complete Postal Address with Name of Person Contacted  
\_\_\_\_\_  
\_\_\_\_\_  
\_\_\_\_\_
13. E-mail address and Phone No. \_\_\_\_\_  
\_\_\_\_\_
14. Name and Address of the Employer's Association of which the Employer is a Member. \_\_\_\_\_  
\_\_\_\_\_
15. In case of Substitution, the reasons thereof:  
(Code: Unit not in existence-1, Unit locked out for some time / temporary shutdown-2, Not permitting to access-3, Adequate co-operation was not extended-4)
7. Sector Code  
(Public-1, Private-2, Joint-3)
8. Rural/Urban  
(Code: Rural-1; Urban-2)
9. Reference Date
10. Number of Persons employed on the Reference Date
- | Manual               | Non-Manual           | Total                |
|----------------------|----------------------|----------------------|
| <input type="text"/> | <input type="text"/> | <input type="text"/> |
16. Is the Unit covered by any Wage Agreement? If yes, attach a copy.  
(Yes-1, No-2)

Sample Sl. No.	
----------------	--

**Block II EMPLOYMENT**

**(A) TIME – RATED WORKERS**

S.No.	Occupations		Number of Full Time Manual Workers on the Reference Date		
	Title	Code	Sex-Age Code*	Type of Worker (Code)**	Total no of Worker
1	2	3	4	5	6

\*Men-1, Women-2, Adolescents-3 & Children-4, \*\*Regular-1, Contract-2, Casual-3 & Apprentice-4.

Sample Sl. No. **Block II EMPLOYMENT****(B) PIECE-RATED WORKERS**

S.No.	Occupations		Number of Full Time Manual Workers on the Reference Date		
	Title	Code	Sex-Age Code*	Type of Worker (code)**	Total no of Worker
7	8	9	10	11	12

\*Men-1, Women-2, Adolescents-3 &amp; Children-4, \*\*Regular-1, Contract-2,Casual-3 &amp; Apprentice-4.

Block III Wage Rates									
(A) TIME-RATED WORKERS FOR FULL TIME									
S.No. as in Col 1 of Block II	Occupation Code as in Col. 3 of Block II	Sex-Age Code*	Type of Worker**	No of workers Employed on the Reference Date	Basic or Consolidated Wages per day (Rs. 0.00)		Dearness Allowance payable per day (Rs. 0.00)		Code for difference in wage rates between Men and Women***
					Minimum	Maximum	On Minimum Basic	On Maximum Basic	
1	2	3	4	5	6	7	8	9	10

\*Men-1, Women-2, Adolescents-3 & Children-4, \*\*Regular-1, Contract-2, Casual-3 & Apprentice-4.

\*\*\* Ignorance about Law-1, Difference in Output-2, Difference in length of Service in Occupation-3, Difference in Edu. Qualification-4, Difference in Experience-5, Any other reason(Specify)-6.



## Block III Wage Rates

(B) PIECE-RATED WORKER FOR FULL TIME									
S. No. as in Col 7 of Block II	Occupation Code as in Col. 9 of Block II	Sex-Age Code*	Type of Worker**	No of workers Employed on the Reference Date	Basic or Consolidated Wages per day (Rs. 0.00)		Dearness Allowance payable per day (Rs. 0.00)		Code for difference in wage rates between Men and Women***
					Minimum	Maximum	On Minimum Basic	On Maximum Basic	
1	2	11	12	13	14	15	16	17	18

\*Men-1, Women-2, Adolescents-3 & Children-4,   \*\*Regular-1, Contract-2, Casual-3 & Apprentice-4.

\*\*\* Ignorance about Law-1, Difference in Output-2, Difference in length of Service in Occupation-3, Difference in Edu. Qualification-4, Difference in Experience-5, Any other reason(Specify)-6.

<b>Sample Sl. No.</b>	
-----------------------	--

**BLOCK-IV DEARNNESS ALLOWANCES\***

1. **Whether separate DA is paid in the unit? (Yes-1 & No-2)**

2. If, Yes, indicate the number of persons receiving DA according to

2.1 Consumer Price Index (Labour Bureau-1, State Series-2)

Code	Number
Code	Number

Any other Series

Number
--------

CPI in combination with others (Flat Rate-1, Pay scales/Slabs-2 & Other Methods(Specify)-3)

Code	Number
Code	Number
Code	Number

2.2 No. of Persons not getting DA

2.3 Total Number of Persons

3. If DA( part or whole) is paid according to Consumer Price Index, please give the following information about the index used:

3.1 (a) Labour Bureau Series/ State Series\$

(b) (b) Base Year(ccYY)

(c) (c) Centre Name(AICPI/Specify)

(d)

3.2 Mention the rates at which DA is being paid and the number of persons covered by each rate:

Rate of Dearness Allowance	Number of persons covered

\*Information on DA pertains to both manual and non manual workers.  
 \$ Labour Bureau Series-1, State Series-2.



Sample Sl. No.	
----------------	--

BLOCK-V PAY ROLL EARNINGS OF SAMPLE WORKERS							
Sl. No. as in Block II	Occupation Code as in Block II	Sl. No. of selected sample worker	Number of Days**		Basic/Consolidated Wages	Dearness Allowance	Bonus
			Worked	Paid for			
1	2	5	13	14	15	16	17

\*\* During the Pay Period under Reference date.

Sample Sl. No. 

--

<b>BLOCK-V PAY ROLL EARNINGS OF SAMPLE WORKERS</b>							
Sl. No. as in Block II	Occup-ation Code as in Block II	Sl.No. of selected sample worker	HRA	Transport Allowance	Other Allowances	Benefits in kind	Total
1	2	5	18	19	20	21	22

<b>BLOCK-VI</b>	<b>PARTICULARS OF FIELD OPERATIONS</b>
-----------------	--

<b>FOR FIELD OFFICER ONLY</b>
-------------------------------

1. Name of the Field Officer \_\_\_\_\_

2. Date of investigation

From \_\_\_\_\_ To \_\_\_\_\_

3. Date of dispatch of the Schedule  
to the Supervising Officer \_\_\_\_\_

4. Signature of the Field Officer \_\_\_\_\_

**Comments/Remarks**

--	--

<b>A. FOR SUPERVISING OFFICER ONLY</b>
--

5. Name of the Supervising Officer \_\_\_\_\_

6. Date of receipt of Schedule \_\_\_\_\_

7. Date of dispatch of the Schedule to the  
Headquarters after scrutiny/ rectification \_\_\_\_\_

8. Signature(s) of the official(s) scrutinizing  
the Schedule \_\_\_\_\_

**Comments/Remarks**

--	--

**BLOCK-VII FOR HEADQUARTER USE ONLY**

1. **Date of receipt and Diary No. of the Schedule** \_\_\_\_\_
2. **Name of the official(s) Scrutinizing the Schedule** \_\_\_\_\_
3. **Date of Scrutiny/Rectification** \_\_\_\_\_
4. **Signature(s) of the official(s) scrutinizing the Schedule** \_\_\_\_\_
5. **Passed for tabulation on** \_\_\_\_\_
6. **Signature of the Competent Authority** \_\_\_\_\_

**Comments/Remarks**

--

List of Reports brought out by the Labour Bureau on  
Occupational Wage Surveys (OWS)

Year of Publication	Symbol No.	Title of Report	Price (Rs.)
1963	DLB-37	Occupational Wage Survey 1958-59 (General Report)	14.00
1966	DLB-82	Vol.I, OWS Report on Plantation and Mines	6.75
	DLB-81	Vol.II, OWS Report on Paper and Paper Products, Printing Presses, Electric Lights and Power Station Stations, Tanneries, Footwear and Clothing Manufacturing Industries	7.50
1967	DLB-99	Vol.IV, OWS Report on Sugar, Hydrogenated Oil, Cigarette, Bidi, Tobacco Curing and Cashewnut Industries	9.00
	DLB-101	Vol.V, OWS Report on Engineering Group of Industries	13.00
1968	DLB-95	Vol.III, OWS Report on Cement, Heavy & Fine Chemicals, Match, Glass, Petroleum, Soap and Artificial Manure Industries	14.50
	DLB-116	Vol.VI, OWS Report on Textile Group of Industries	16.50
1975	PDLB-175	Report on II OWS (1963-65), Vol.I	14.00
	PDLB-(I)	Report on II OWS (1963-65), Vol.II, Part-I	12.00
1977	PDLB-196(II)	Report on II OWS (1963-65), Vol.II, Part-II	11.00
	BP.2/77	Brochure on Dearness Allowance in Textile Industries-III OWS	NS
	BP.3/77	Brochure on Dearness Allowance in Mines & Plantation Industries-III OWS	NS
	BP.5/77	Brochure on Dearness Allowance in Tea factories-III OWS	NS
1978	PDLB-196(III)	Report on II OWS (1963-65), Vol.II, Part-III	14.00



## ANNEXURE-VI

Year of Publication	Symbol No.	Title of Report	Price (Rs.)
	PDLB-201	Brochure on Bonus in Mines and Plantation, Mica and Tea Factories and Textiles Industries	3.80
	BP.1/78	Brochure on Bonus in Engineering Industries-III OWS	NS
1979	PDLB-208	Report on III OWS (1974-75)- Plantation Industries	8.75
1981	PB.1/80	Brochure on Dearness Allowance in Engineering Industries-III OWS (1974-75)	NS
	PDLB-223	Report on Mining Industries-III OWS (1974-75)	23.00
	PDLB-224	Report on Tea Factories-III OWS (1974-75)	34.00
	PDLB-225	Report on Mica Factories-III OWS (1974-75)	8.50
1982	PDLB-237	Report on Textile Industries-III OWS, 1975	22.00
1983	BP.1/83	Brochure on Dearness Allowance in Selected Manufacturing Industries (1977-79)	NS
	BP.2/83	Brochure on Bonus in Selected Manufacturing Industries (1977-79)	NS
1984	PDLB-242-I	Report on Selected Manufacturing Industries, Vol.I (1977-79), III OWS	21.50
	PDLB-240	Report on Engineering Industries (1976)-III OWS	67.50
	PDLB-242-II	Report on Selected Manufacturing Industries, Vol.II (1977-79), III OWS	21.50
1985	PDLB-242-III	Report on Selected Manufacturing Industries, Vol.III (1977-79), III OWS	17.50
	PDLB-242-IV	Report on Selected Manufacturing Industries, Vol.IV (1977-79), III OWS	21.50

Year of Publication	Symbol No.	Title of Report	Price (Rs.)
	PDLB-242-V	Report on Selected Manufacturing Industries, Vol.V (1977-79), III OWS	19.50
	PDLB-243	Report on Bidi Industries (1978), III OWS	7.00
1987	PDLB-280(N)	Report on Plantation Industries (1985-86)-IV OWS	17.50
1988	PDLB-346(N)	Report on Tea Processing Industry (1985-86)-IV OWS	15.00
1989	PDLB-353(N)	Report on Mining Industry (1986-87)-IV OWS	33.00
1990	PDLB-354(N)	Report on Textile Garments Industry (1987-88)-IV Occupational Wage Survey	17.00
	PDLB-355(N)	Report on Textile Industry (1986-87)-IV OWS	40.00
1991	PDLB-377	Report on Selected Engineering Industries (1987-88), Vol.I, IV OWS	86.00
	PDLB-392	Report on Four Engineering Industries (1987-88), Vol.IV, IV OWS	27.00
1992	PDLB-377	Report on Selected Engineering Industries (1987-88), Vol.II, IV OWS	112.00
	PDLB-377(Vol.III)	IV OWS-Report on Six Engineering Industries (1987-88), Vol.III	118.00
1993	PDLB-402(II)	IV OWS-Report on Selected Manufacturing Industries (1990-91), Vol.II	81.00
1994	<u>PDLB-41(I)</u> <u>300-1993(DSK-II)</u>	IV OWS-Report on Selected Manufacturing Industries (1990-91), Vol.I	351.04
	<u>PDLB-41(III)</u> <u>300-1993(DSK-II)</u>	IV OWS-Report on Selected Manufacturing Industries (1991-92), Vol.III	305.66
	<u>PDLB-41(IV)</u> <u>300-1993(DSK-II)</u>	IV OWS-Report on Selected Manufacturing Industries (1993),	329.17

## ANNEXURE-VI

Year of Publication	Symbol No.	Title of Report	Price (Rs.)
		Vol.IV	
1995	<u>PDL-419(I)</u> <u>150-1995(DSK-II)</u>	V OWS-Report on Tea Processing Industries (1993)	106.00
	<u>PDL-419(II)</u> <u>150-1995(DSK-II)</u>	V OWS-Report on Plantation Industries (1993)	128.00
	<u>PDL-419(III)</u> <u>150-1995(DSK-II)</u>	V OWS-Report on Mining Industries (1994)	127.00
1996	<u>PDL-419(IV)</u> <u>160-1995(DSK-II)</u>	V OWS-Report on Textile Garments Industries (1995-96)	75.00
	<u>PDL-419(V)</u> <u>160-1995(DSK-II)</u>	V OWS-Report on Textile Industries (1995-96)	160.00
1997	<u>PDLB-436(Vol.I)</u> <u>200-1996(DSK-II)</u>	V OWS-Report on Ten Engineering Industries (1995-96)	160.00
1999	<u>PDLB-436(Vol.II)</u> <u>200-1996(DSK-II)</u>	V OWS-Report on Nine Engineering Industries (1996-97)	160.00
2001	<u>PDLB-485</u> <u>300-2001(DSK-II)</u>	V OWS-Report on Ten Manufacturing Industries (1997-98)	150.00
	<u>PDLB-484</u> <u>300-2001(DSK-II)</u>	V OWS-Report on Nine Manufacturing Industries (1997-98)	140.00
2005	<u>PDLB-527</u> <u>100-2005(DSK-II)</u>	VI OWS-Report on Four Service Sector Industries	115.00
2006	<u>PDLB-534</u> <u>170-2006(DSK-II)</u>	VI OWS-Report on Plantation Industries	50.00
2006	<u>PDLB-535</u> <u>170-2006(DSK-II)</u>	VI OWS-Report on Tea Processing Industries	45.00
2007	<u>PDLB-536</u> <u>170-2006(DSK-II)</u>	VI OWS-Report on Mining Industries	80.00
2008	<u>PDLB-621</u> <u>180-2007(DSK-II)</u>	VI OWS-Report on Textiles Industries	134.00
2008	<u>PDLB-622</u> <u>180-2007(DSK-II)</u>	VI OWS-Report on Textile Garments Industry	57.00
2009	<u>PDLB-630</u> <u>170-2008(DSK-II)</u>	VI OWS-Report on Ten Engineering Industries	146.00
2009	<u>PDLB-640</u> <u>176-2010(DSK-II)</u>	VI OWS-Report on Nine Engineering Industries	176.00

## ANNEXURE-VI

Year of Publication	Symbol No.	Title of Report	Price (Rs.)
2018	<u>PDLB-681</u> <u>120-2018(DSK-II)</u>	VII OWS-Report on Five Textile Industries	555.00

NS = Not for Sale

Priced publications can be obtained from the Controller of Publication, Civil Lines, Delhi-110054 by remitting the price in advance and by quoting the Symbol Number of the publication to facilitate its immediate delivery.

No. Y-16011/3/2014-ESA  
Government of India  
Ministry of Labour & Employment  
(ESA Section)

Shram Shakti Bhawan,  
New Delhi-110001  
Dated 06.11.2017

**ORDER**

Ministry of Labour & Employment hereby constitutes a Technical Advisory Committee (TAC) for Occupational Wage Survey being conducted by Labour Bureau. The Composition of the TAC would be as follows;

S.No	Composition of the TAC	
1	Shri G.C.Manna, Ex. DG, CSO	Chairman
2	Shri Sunil Choudhary, DDG, Labour Bureau	Member
3	Shri I.S.Negi, DDG, Labour Bureau	Member
4	Shri N.K.Santoshi, DDG, MoLE	Member
5	Shri Kailash G.Sharma	Member Secretary

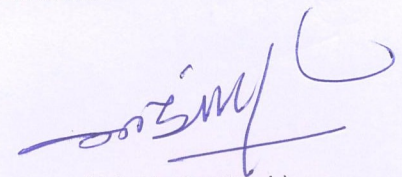
**2. Terms of References:**

1. Examine the various technical aspects of the Occupational Wage Survey Reports to be released under 7th round scheme including selection of sample size, methodology and deriving various parameters brought out in the reports.
2. Examine the inconsistencies, if any, in the survey reports to be released under Occupational Wage Survey (7th round).
3. Take-up the exercise for base revision of WRI.
4. To make recommendations for the further improvements.
5. Consider any other relevant issue/ matter as may be necessary.

3. The period of Expert Group shall be of **Two Years** and the necessary secretariat assistance to be the Technical Advisory Committee (TAC) will be provided by the Labour Bureau.

4. The Expenditure on payment of TA & DA to non-official members and all other expenditure in connection with the work of the TAC shall be met from the funds of the Labour Bureau, Chandigarh, an attached office under the Ministry of Labour & Employment, while the expenditure on TA/DA in respect of official members will be met from the source from which their pay and allowances are drawn.

5. This issues with the approval of **Secretary (L&E)**.



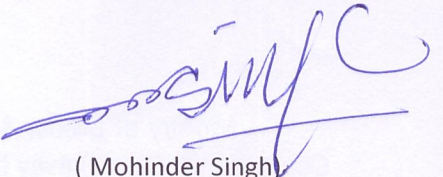
( Mohinder Singh )  
Section Officer

To.

1. Shri Shri G.C.Manna, D-505, MS Apartments K.G.Marg, New Delhi-110001
2. Shri Sunil Choudhary, DDG, Labour Bureau, Chandigarh
3. Shri I.S.Negi, DDG, Labour Bureau, Shimla
4. Shri N.K.Santoshi, DDG, MoLE, Shram Shakti Bhawan, New Delhi-110001
5. Shri Kailash G.Sharma, Director, Labour Bureau, Chandigarh

Copy To;

1. PPS to Secretary, L&E for information please
2. PS to Sr. LEA, Ministry of Labour & Employment.
3. PS to DG, Labour Bureau, Chandigarh,

  
( Mohinder Singh )  
Section Officer

LIST OF OFFICERS/OFFICIALS ASSOCIATED WITH  
THE OCCUPATIONAL WAGE SURVEY REPORT

Shri Sunil Chaudhry  
Deputy Director General

Shri Kailash G. Sharma  
Director

Shri Ashok Kumar  
Deputy Director

Shri S. Subburaj  
Assistant Director

Shri Rajiv Kumar  
Assistant Director

Shri B. K. Dutta  
Assistant Director

SUPERVISING OFFICERS

Smt Rama Sharma  
Smt Dolly Sood

FIELD OFFICERS

Sh S.C. Jugran	Investigator	Gr.II
Smt Om Kalia	Investigator	Gr.II
Smt Madhu Sharma	Investigator	Gr.II
Sh Vishavjeet	Investigator	Gr.II
Smt Ena Ahuja	Junior Statistical	Officer
Sh Balbir Singh	Investigator	Gr.II
Sh Jitender Kumar Yadav	Investigator	Gr.II
Ms Suman Kumari	Investigator	Gr.II
Sh Dinesh Kumar	Investigator	Gr.II
Ms Nirmala Pandia	Investigator	Gr.II
Sh Surinder Kumar	Investigator	Gr.II

PRINTING UNIT

Shri Ashish Atwal    Multi-Tasking Staff

© Government of India  
Controller of Publication

PDLB - 681  
120-2018(DSK-II)

Rs. 555.00

Printed by Labour Bureau, SCO 28-31, Sector-17A, Chandigarh-160 017  
for the Controller of Publications, Civil Lines, Delhi-110 054.



.....about the Labour Bureau

An apex organization for providing data base at the national level for policy formulation, evaluation and research, the Labour Bureau in the Union Ministry of Labour and Employment is the epicenter of all activities involving planning, collection and dissemination of data on various facets of Labour which forms a sound basis for decision making in the Government, industry and by various other user organizations/individuals. Labour Bureau is a store house of important economic indicators like the Consumer Price Index Numbers for industrial and agricultural workers, wage rates, industrial relations, socio-economic conditions in unorganized sector, evaluation and review of working of labour legislations in the country and the like. Labour Bureau has been providing an uninterrupted service to the national and international fora like ILO for the last fifty years. Today, it has assumed an important role in the labour matters and has acquired an un-disputed and indispensable status in the field of labour statistics. Equipped with the expertise of conducting surveys at the national/regional level in diverse fields and in providing in-depth analysis, the organization continues in its pursuit of excellence.